

Assess the Concert of Fast Reactive and Fast Adaptive Algorithm with Q-Learning

¹Suthir S, ²Janakiraman S

¹Research Scholar, Manonmaniam Sundaranar Univ., Tirunelveli & Asst. Prof., Panimalar Engg. College

²Assistant Professor, Banking Technology [IT], Pondicherry University

Abstract : Wireless Sensor Networks (WSN) has turn out to be a significant technology with numerous potential applications. In the routing protocols that are solely intended for the applications utilized by wireless sensor networks. A fundamental issue of routing is the means by which to ingeniously make more grounded vitality utilization of the entire system and to maintain a strategic distance from the vitality gap which prompts hub disappointment or hub demise, this state influences the system to work improperly to and prompts arrange demise. Improvising routing performance is a mandatory task in any network. Here, we consider a wireless sensor network, which solves routing problems through an enhanced molecule swarm calculation – FFA (FastReactive & FastAdaptive Algm). FFA balances its energy level also in multi path routing. Concept of Q-Learning is taken into play along with FFA. FFA's necessary parameter for each agent is selected with the help of Q-Learning. Finally, their performance has been analyzed. Our Experimental results show that, this combination of these two algorithms provide better accuracy and solving the routing issues in WSN.

IndexTerms - Wireless Sensor Networks, FastReactive and FastAdaptive Algm, Q-Learning, Routing Protocols.

I. INTRODUCTION

The WSN normally commented as wireless sensor and actuator networks (WSAN), are spatially appropriated self-governing sensors to take a gander at physical or natural conditions, similar to temperature, sound, weight, and so forth and to submit glove go their information through the system to a principle area. The different present day networks are bi-directional, mutually facultative administration of gadget action [1]. The occasion of wireless gadget networks was driven by military applications like field observation; as of late such networks are used in numerous modern and customer applications, similar to strategy recognition and administration, machine wellbeing recognition, et cetera.

The WSN is made of hubs from assortment of excessively a few tons of or even thousands, where every hub is associated with at least one (or normally a few) sensors. each such gadget organize hub has regularly a few sections: a radio handset with an inside a relationship to an outside reception apparatus, a miniaturized scale controller [2], Associate in Nursing electronic circuit for interfacing with the sensors Associate in relate vitality offer, for the most part battery or Associate in Nursing inserted sort of vitality gather home.

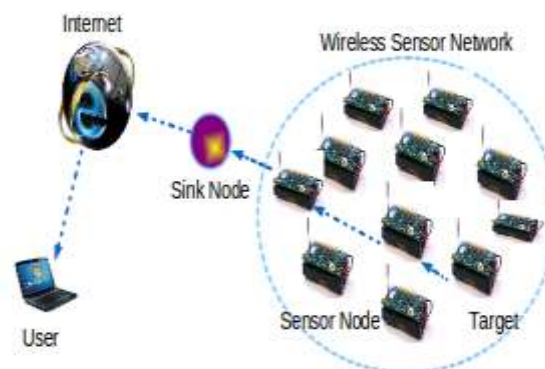


Fig 1. Wireless Sensor Network

A gadget hub may differ in estimate from that of a shoe box directly down to the size of a grain of mud, albeit working "bits" of genuine minuscule measurements have still to be made. The value of gadget hubs is similarly factor, running from assortment of excessively a few dollars, depending on the many sided quality of the individual gadget hubs [3]. Size and worth imperatives on gadget hubs bring about relating requirements on assets like vitality, memory, and strategy speed and correspondences metric. The topology of the WSNs can shift from a basic star system to a refined multi-bounce wireless work arrange. The spread method between the jumps of the network will be routing.

II. LITERATURE SURVEY

A. WSN source based Approach:

The event is known in WSN, the structure of the accessibility hub is pronounced without anyone else's input to any or all the sink hubs that territory unit associated This makes the sink hub to engender mindfulness for entire occasion and to use the assets, questioning the accessibility, hub transmission, quality size connection, bundle base angle. These breezes up in free nature of wandering sink base with the directing network or steering information table [4,5].

B. WSN slink based approach:

Sink occasionally spreads its area information to the network. Sink headed methodologies need intermittent area updates to remain sources mindful about its information. Many new calculations are anticipated for the directing disadvantage in WSNs these steering contraptions have taken into thought the characteristic geographies of WSNs close to the machine and style apportionments. The assignment of finding and keeping up courses in WSNs is nontrivial since vitality limitations) and unexpected changes in hub standing (e.g., disappointment) cause visit and flighty topological changes. To downsize idleness and vitality utilization, directing strategies anticipated all through this writing utilize some outstanding steering ways that e.g., information accumulation and cluster [6,7].

III. PROPOSED SYSTEM

A. FastReactive & FastAdaptive Algm.

Pace 1: Create a populace of specialist brought molecule conveyed over the range called X.

Pace 2: Assign a target work and assess the situation of every molecule.

Pace 3: Check for position: If the situation of the protest is best than the past one refresh it

Pace 4: Find out the best molecule and assess it with the past best one.

Pace 5: Update the speed of the molecule in light of the beneath expressed formulae Equation-1

$$V_i^{t+1} = V_i^t + \varnothing 1 U_1^t (pb_i^t + x_i^t) + \varnothing 2 U_2^t (gb_i^t + x_i^t) \quad (1)$$

Pace 6: Change the molecule to its new position in light of the capacity expressed underneath Equation-2

$$X_i^{t+1} = x_i^t + V_i^{t+1} \quad \text{-----} \quad (2)$$

$$X = (1) * (2) * \dots *$$

Pace 7: Rehash the stage 2 until the point that it fulfills the fundamental ceasing criteria.

The PSEUDO CODE of the FFA for wireless sensor LAN's is as follows:

For the group

 Assign a agent

For each particle

 initialize particle

 Do

 Assign a function

 Evaluate the position of each particle

 If Present position is better than previous

 Position=Present position

 Else

 Position = Previous position

 Select the best particle

 While

 Particle means stop criteria

 End

End

B. Q-Learning Algorithm:

In Q Learning, a go between attempts to be prepared the ideal strategy from its circumstances passed by of association with the earth. A background marked by a specialist is an arrangement of state activity rewards $\{s, a, r, s'\}$, [8,9]

$$Q[s,a] \leftarrow Q[s,a] + \alpha(r + \gamma \max_{a'} Q[s',a'] - Q[s,a])$$

The PSEUDO CODE of the Q-Learning Controller is as follows:

Controller *Q Learning* (*S,A,γ,α*)

Input

- S* is a set of states
- A* is a set of actions
- γ the discount
- α is the step size

Confined

- actual selection $Q[S,A]$
- earlier condition s
- earlier accomplishment a

initialize $Q[S,A]$ subjectively

monitor present situation s

repeat

- select and carry out an action a
- observe reward r and state s'
- $Q[s,a] \leftarrow Q[s,a] + \alpha(r + \gamma \max_{a'} Q[s',a'] - Q[s,a])$
- $s \leftarrow s'$

until termination.

IV. EVALUATING THE PERFORMANCE OF FFA VIA Q-LEARNING

Its simplest form, one step Q learning, is described by

$$Q^*(s_t, a_t) \leftarrow Q(s_t, a_t) + \alpha [r_{t+1} + \gamma \max_a Q(s_{t+1}, a) - Q(s_t, a_t)]$$

For this situation, the educated activity esteem work Q , specifically approximates *Q , the ideal activity esteem work, autonomous of the approach being taken after. [10]

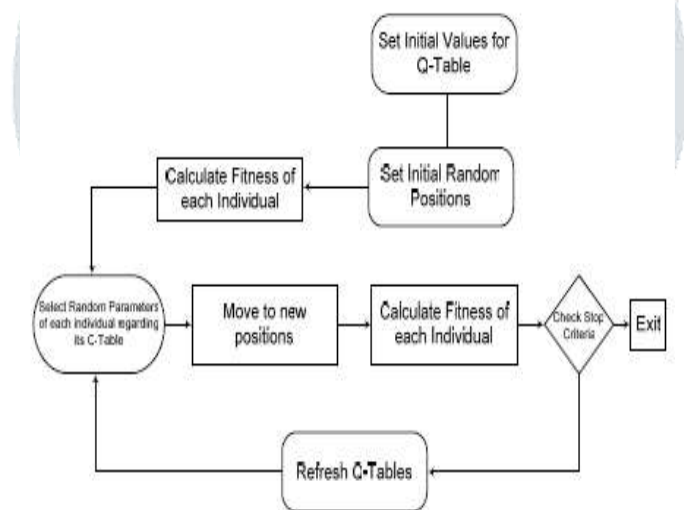


Fig 2. Architecture FFA via Q-Learning



Fig 3. FFA performance analysis

In this method, in addition to making an adaptive optimization algorithm, each individual learns to be different according to its situation [11,12].

A. Comparison of throughput (bps) with Existing Protocols

Throughput bits	NODES	ACO	LEACH	EEHC	FFA
100	100	183.4	184.5	196.3	198.6
200	200	193.7	199.3	210.1	208.8
300	300	202	203.2	205.4	216.5
400	400	225.2	380.5	388.3	391.6
500	500	310.4	302.2	305.4	320.5

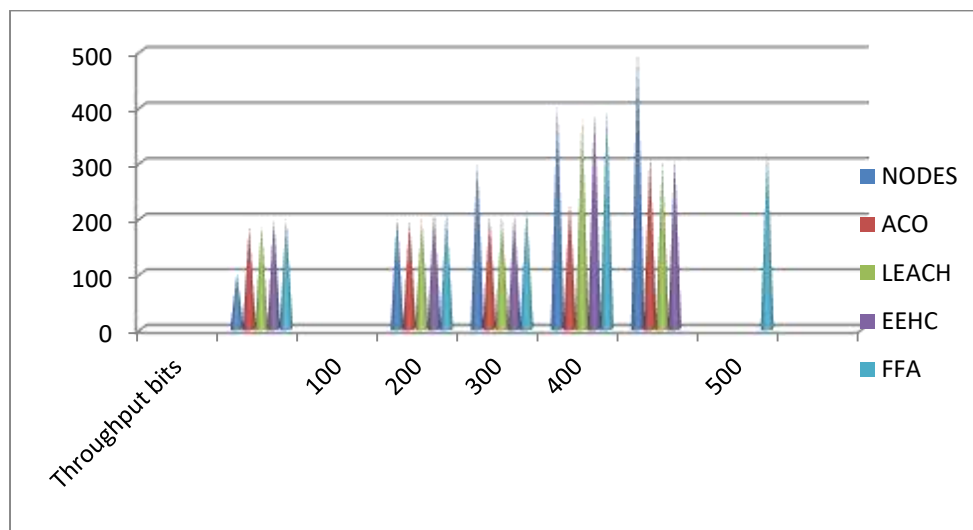


Fig 4. Comparison Graphs throughput(bps).

B. Comparison of Delay(ms) with Existing Protocols

Delay (ms)	NO OF NODES	ACO-ABC	LEACH	EEHC	FFA
0	50	0.3	0.2	0.2	0.1
0.2	100	0.3	0.3	0.3	0.3
0.4	150	0.3	0.5	0.5	0.3
0.6	200	0.41	0.7	0.7	0.3
0.8	500	0.5	1	1	0.54

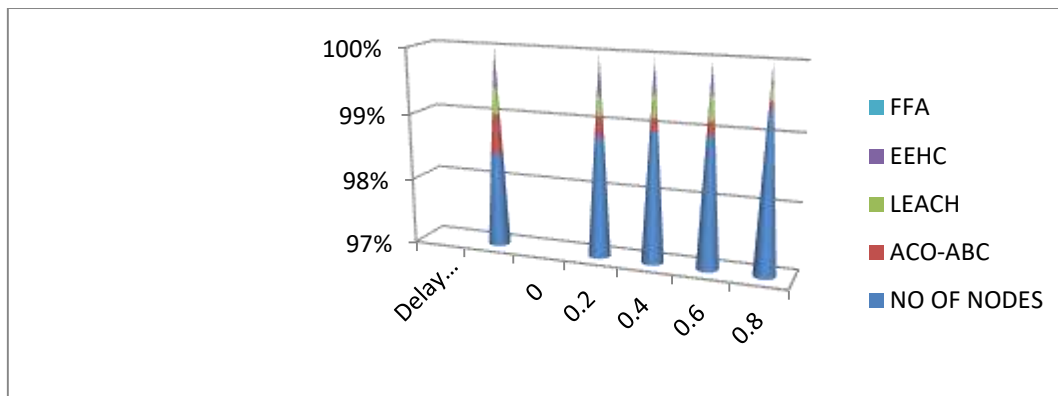


Fig 5. Comparison Graph Delay(ms)

C. Comparison of Lifetime(sec) with Existing Protocols

life time ogf NW (sec)	NO OF NODES	ACO-ABC	LEACH	EEHC	FFA
3000	50	8000	7500	7500	8000
5000	100	7500	7000	6800	7500
7000	150	6500	6500	6000	7000
9000	200	5500	6000	5400	6000
11000	500	3500	4200	4000	5500

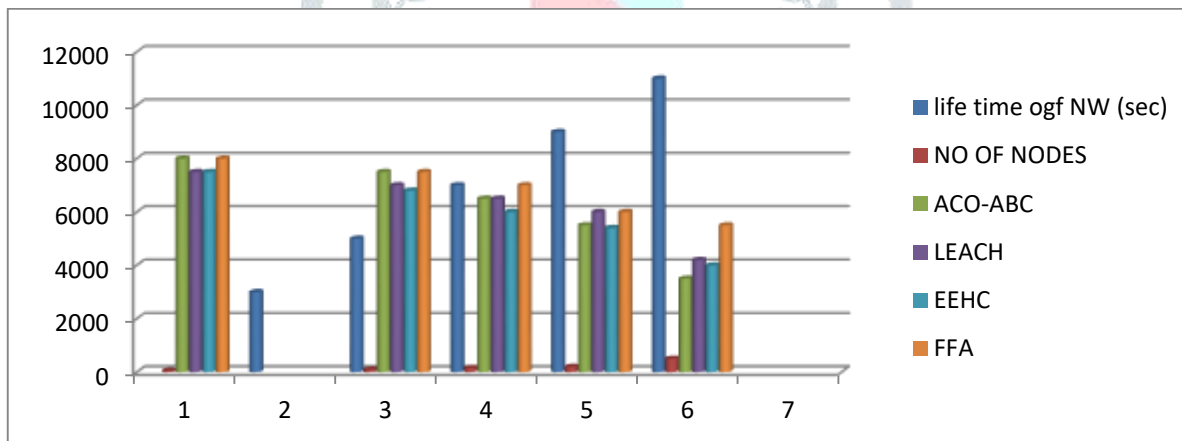


Fig 6. Comparison Graph lifetime(secs)

D. Comparison of Graph Delivery with Existing Protocols

delivery	NO OF NODES	ACO-ABC	LEACH	EEHC	FFA
20	50	93	93	94	95
40	100	90	88	88	90
60	150	82	80	82	83
80	200	78	65	70	79
100	500	65	55	55	70

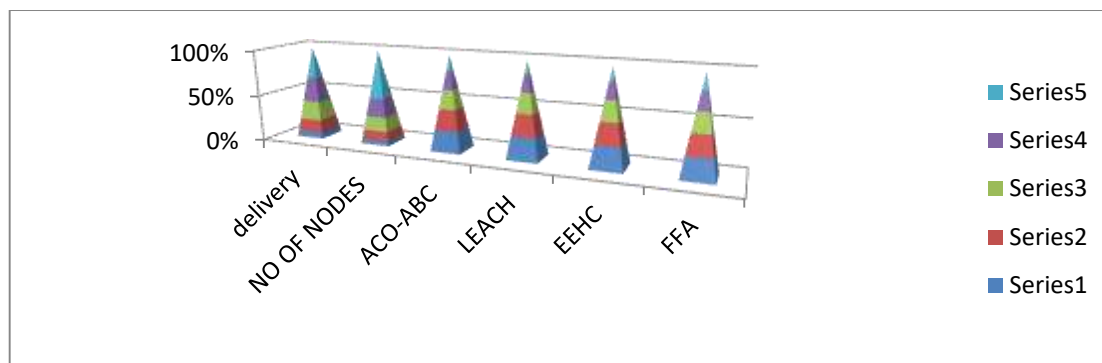


Fig 7. Comparison Graph Delivery of Nodes

V. CONCLUSION

The Fast responsive and Fast Adaptive calculation and Q-Learning is a straightforward and productive for enhancing the Routing Performance in Wireless Sensor networks. The vitality sparing impact of FFA enhances the vigor of the directing measure. Our Experimental Simulation comes about demonstrates that the proposed directing philosophies FFA and Q-Learning have preferable optimality over the past Methodologies. The combined algorithm performance improvise the efficiency of a WSN. This tends to produce promising results in any type of sensors. Experimental sample results show that, this combination of these two algorithms provide better truthfulness and solving the Routing harms in wireless sensor networks.

VI. FUTURE ENHANCEMENT

Updated version of FFA may contain additional attributes in the algorithm to improvise the behavior of the WSN to a higher level. Any other equally supportable algorithms can also be combined for analyzing the performance. Also, applications can be developed by considering specific sensors.

REFERENCES

- [1] KavithaRani et.al FFA context aware energy efficient routing using fast reactive and adaptive algorithm”, American journal of applied sciences.
- [2] “Particle swarm theory”, russell, purdue school of engineering and in 46202-5 160.
- [3] “Particle systems - a technique for modeling a class of fuzzy objects.” w. T. Reeves, ACM trans. graphics, 2(2):91-108, 1983.
- [4] Kennedy&Eberhart, et.al “Particle swarm optimizatio”, j. Proc. Ieee inter.conf. On neural n/w.
- [5] LeenaArya,Sharma, “Improving Wireless Local Area Networks Performance Using Particle Swarm Optimization”, 2016
- [6] “Solving Routing Problem using Particle Swarm Optimization” by Abhishek Toofani, International Journal of Computer Applications
- [7] “Intelligent Particle Swarm Optimization Using Q-Learning”, M.Khajenejad, F.Afshinmanesh.
- [8] “A Comparison of PSO and Reinforcement Learning for Multi-Robot Obstacle Avoidance”, Ezequiel Di Mario, Zeynab Talebpour, and Alcherio Martinoli
- [9] “A Performance Comparison of PSO and GA Applied to TSP”, Abdelhakim Gharib, Jamal Benhra, Mohsine Chaouqi, Inter.Journal of Computer Applications (0975 – 8887) Volume 130 – No.15, Nov-2015
- [10] http://artint.info/html/ArtInt_265.html
- [11] Kandris, D et.al Power conservation through energy efficient routing in wireless sensor networks. Sensors 2009.
- [12] Liu.et.al, An Energy aware routing protocol in WSN. Sensors’09, 9, 445-462.