

A Procedure For Detecting The Cardinal Signal In Cognitive Radio Exploiting The Band Consumption Using The Bayesian Approach

G.DIVYA JYOTHI¹,T.SAMMAIAH²

¹M.Tech in WMC,VCE,Warangal,Telangana,India,Email:Divyajyothi9696@gmail.com

²Assoc.Prof, Dept of ECE, VCE,Warangal,Telangana,India, Email:sammaiah_404@yahoo.com

ABSTRACT:

The proposed literature gives the unconventional framework to maximize the usage of spectrum in cognitive radio networks. In order to accumulate the higher spectrum utilization we propose an optical Bayesian detector for spectrum sensing to advantage higher spectrum usage in cognitive radio networks. This framework detects a wideband M-array quadrature amplitude modulation (M-QAM) number one sign over multiple non overlapping narrowband Gaussian channels, the usage of the energy detection technique for you to maximize the throughput in CR networks on the same time as limiting interference with the primary community. The sign detection problem is formulated as an optimization trouble to maximise the aggregate possible secondary throughput capability with the useful useful resource of together optimizing the sensing duration and man or woman detection thresholds underneath the overall interference imposed at the number one community. It is confirmed that the detection problems can be solved as convex optimization troubles if sure practical

constraints are performed. Simulation results display that the framework below attention achieves plenty higher overall performance for MQAM than for binary phase-shift keying or any real modulation scheme.. The standard basic performance assessment of proposed framework is expressed in terms of possibilities of detection and fake alarm, and choice of detection threshold and form of samples. The simulations have proven that Bayesian detector has a performance much like the electricity detector in low SNR regime, but has better normal overall performance in high SNR regime in phrases of spectrum utilization and secondary customers' throughput

Key Words: Cognitive radio, Detectors, Signal to noise ratio, Simulation, Throughput

INTRODUCTION:

It is generally understood that sure forms of spectrum users have significant variability in their spectrum use and far of their allocated spectrum is under-utilized throughout non-peak periods [1]. In [2], it reports that the temporal and geographical variations in the

utilization of the appointed spectrum vary from 15 august 1945 to 85th. The activity ends up in [3] suggest that most of the allocated frequencies (ranging from 80 rate to 5850 MHz) square measure heavily underutilized except for the frequency bands allocated for broadcasting and cell phones. The similar observation in [4] also shows that there's a high likelihood that the first users square measure doubtless idle for most of the time. Using psychological feature radios (CRs), the secondary users (SUs) square measure allowed to use the spectrum originally allocated to primary users (PUs) as long as the primary users don't seem to be victimization it temporarily [5,6]. This operation is called timeserving spectrum access (OSA). We tend to develop the analysis to figure detection and warning chances and give the expressions for the detection threshold and the variety of samples needed for sensing. In our earlier work [24], as a special case, we've got proposed associate degree optimum detector for digital primary signals (BPSK modulated signals) over AWGN channels, and given the analytic results for each low and high SNR regimes. we tend to found that for BPSK signals, the optimum notice or is associate degree energy detector in low SNR regime however employs add of received

signal amplitude to detect primary signals rather than associate degree energy detector in high SNR regime. The simulation shows that the proposed Bayesian detector contains a higher performance in terms of spectrum utilization and secondary users' throughput. Many detection methods, for example, energy detector [7–9], covariance based detector [11, 12], cyclostationarity based detector [15–17], matched filter based detector [20] and wavelet-based sensing method [13], have been proposed and studied extensively [14, 18]. Energy detector and covariance based detector assume that the primary signals are random. Cyclostationarity based detection exploits the cyclostationarity features of the primary signals, however, it does not make full use of the characteristics of the modulated signals. Matched filter based detection requires the complete knowledge of the primary signals, which makes it infeasible for practical applications. In this paper, we propose a Bayesian detector (BD) for digitally modulated primary signals to maximize the spectrum utilization, without the prior information on the transmitted sequence of the primary signals. The proposed method makes use of the prior statistics of PU activity and the signalling information of the PU such as symbol rate

and modulation order to improve the SU throughput and the overall spectrum utilization of both PUs and SUs. It is shown that the Bayesian detector has the exact same structure as Neyman- Pearson detector [19], but the design principle of Neyman- Pearson detector is to maximize the detection probability for a given maximal false alarm probability, which results in the difference in detection threshold selection for the two schemes.

The Approach implemented to detect M-QAM signals (e.g. DVB-T signals). Taking into consideration the fact that spectrum utilization of allocated spectrum could be very low, we determine the detection threshold based on the unequal probabilities of the two hypotheses. This detector is a likelihood ratio test (LRT) detector which can be approximated.

IMPLIMENTATION

In this paper we have referred the mathematical model of Shoukang Zheng. In spectrum sensing, there are two hypotheses: H_0 for the hypothesis that the PU is absent and H_1 for the hypothesis that the PU is present. There are two important design parameters for spectrum sensing: probability of detection (PD), which is the probability that SU accurately detects the presence of

active primary signals, and probability of false alarm (PF), which is the probability that SU falsely detects primary signals when PU is in fact absent. We define

$$\text{Spectrumutilization} = P(H_0)(-PF) + P(H_1)PD$$

And normalized

$$\text{SU throughput} = P(H_0)(1 - PF)$$

Respectively.

Note that $P(H_1)PD$ is PU throughput when there are primary signals and the SUs detect the presence of the of the primary signals. To determine whether the spectrum is being used by the primary user, the detection statistic T_D is compared with a predetermined threshold ϵ . Probability of false alarm PF is the probability that the hypothesis test chooses H_1 while it is in fact H_0 : $PF = P(T_D > \epsilon | H_0)$. Probability of detection PD is the probability that the rest correctly decides H_0 when it is H_1 : $PD = P(T_D > \epsilon | H_1)$. To determine whether the spectrum is being used by the primary user, the detection statistic T_D is compared with a predetermined threshold ϵ . Probability of false alarm PF is the probability that the hypothesis test chooses H_1 while it is in fact H_0 : $PF = P(T_D > \epsilon | H_0)$. Probability of detection PD is the probability that the rest correctly decides H_0 when it is H_1 : $PD = P(T_D > \epsilon | H_1)$.

BAYESIAN DETECTOR (ABD) STRUCTURE THROUGH THE APPROXIMATIONS IN THE LOW AND HIGH SNR REGIMES:

We give the theoretical analysis (detection performance and threshold) for the suboptimal detector to detect complex MPSK ($M = 2$ and $M > 2$) in low SNR regime and compare with the results for real BPSK primary signals.

A .APPROXIMATION IN THE LOW SNR REGIME:

We study the approximation of our proposed detector for MPSK modulated primary signals in the low SNR regime

$$\sum_{k=0}^{N-1} \ln(\sum_{n=0}^{M/2} \cosh(v_n(k)))$$

Through approximation, the detector structure becomes:

$$T_{L-ABD-1} = \frac{1}{N} \sum_{k=0}^{N-1} |r(k)|^2 > \frac{N_0}{Y} \left(Y + \frac{\ln \epsilon}{N} \right)$$

Above detector uses the real part of the received signal as input and has the same structure as the suboptimal detector for BPSK signals.

B. APPROXIMATION IN THE HIGH SNR REGIME

We consider the high SNR regime in this section.

When $x \gg 0, \cosh(x) \approx e^x/2$ or when

$x \ll 0, \cosh(x) \approx e^{-x}/2$

The detector structure becomes

$$T_{H-ABD} = \sum_{K=0}^{\frac{M}{2}-1} \left(\ln \left(\sum_{n=0}^{\frac{M}{2}-1} e^{\frac{2}{N} \Re[r(k)h^* e^{-jv_n(k)}]} \right) \right) > \gamma + \ln M$$

A special case of MPSK signals, we assume a real signal model for BPSK modulated primary signals. The suboptimal BD detector employs the sum of received signal magnitudes to detect the presence of primary signals in the high SNR regime, which indicates that energy detector is not optimal in this regime.

1. FALSE ALARM PROBABILITY

The false alarm probability, is

$$P_y = P(T_{L-ABD-1} > \frac{N_0}{2} \left(\gamma + \frac{\ln \epsilon}{N} \right) | H(0))$$

$$= Q\left(\frac{\frac{N_0}{y} \left(\gamma + \frac{\ln \epsilon}{N} \right) - \mu}{\sigma}\right)$$

$$= Q\left(\frac{\ln \epsilon}{r\sqrt{N}}\right)$$

2. DETECTION PROBABILITY

The detection probability is

$$P_D = P(T_{L-ABD-1} > \frac{N_0}{2} (\gamma + \frac{\ln \epsilon}{N}) | \mathbf{H}(1))$$

$$= Q\left(\frac{\frac{N_0}{2} (\gamma + \frac{\ln \epsilon}{N}) - \mu}{\sigma}\right)$$

$$= Q\left(\frac{\ln \epsilon - N\gamma}{r\sqrt{N(1+2\gamma N)}}\right)$$

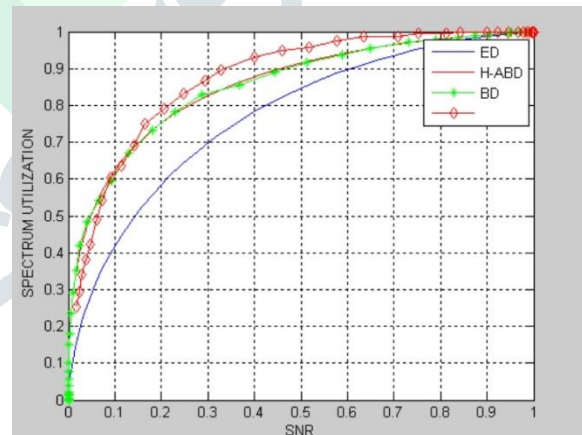
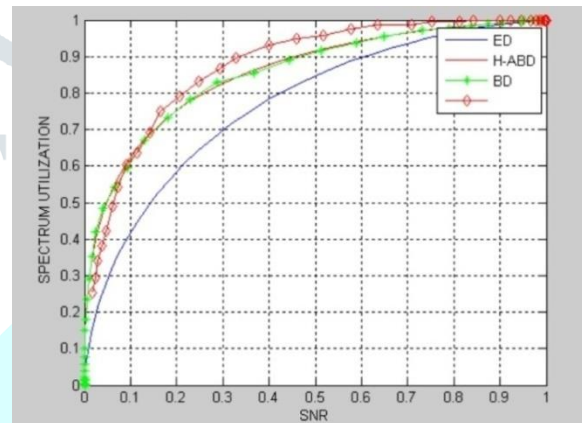
III. APPLICATIONS

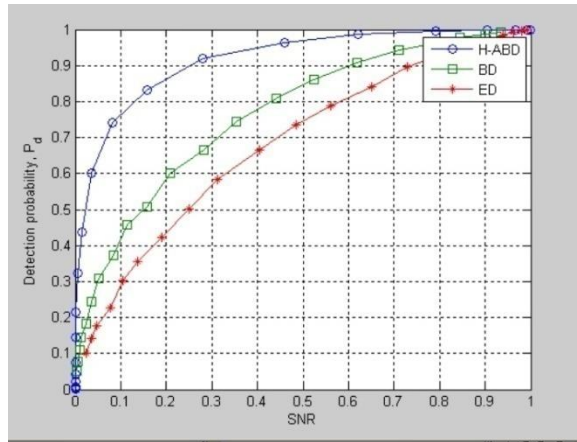
Geo-location and Networking Applications:

New capabilities are enabled when a CR knows where it is and where it is going. This information may be obtained through dedicated sensors such as an Inertial Navigation Unit, a GPS receiver, or through relative geo-location techniques built into the waveforms or configuration of an SDR channel to receive and process GPS signals. An inertial navigation unit keeps track of location relative to an initial known location through the use of accelerometers and time. The accuracy of this technique deteriorates in time, but re-synchronization with GPS receivers mitigates this characteristic. Through a combination of Inertial Navigation and GPS, a CR can sense its location with good precision, even indoors. from using the CR. Since a radio is usually used for voice communications, there is a microphone in the system. The captured

signal is encoded with a Vo Coder and transmitted. The source radio can authenticate the user and add the known identity to the data stream.

SIMULATION RESULTS:





CONCLUSION:

The dynamic spectrum access, which is one of the applications of cognitive radio technology, has been observed as a promising solution to the problem of radio spectrum scarcity and underutilization by introducing the opportunistic usage of licensed frequency bands that are not efficiently utilized by licensed owners. Following the general belief that spectrum sensing is the key functionality to enable DSA, this research work focused on issues of spectrum sensing. The thesis discussed merits and demerits of most of the current detection methods or algorithms presented in literature. After a careful, neutral and constructive analysis of most of the current detection methods in literature, it showed that none of the methods can adequately and

reliably detect all forms of primary radio signals in a cognitive radio environment.

REFERENCES

- [1] 3GPP TR 25.814(V7.1.0), "Physical layer aspects for evolved universal terrestrial radio access (UTRA)," Sept. 2006.
- [2] X. Chen, H. Hu, H. Wang, H.-H. Chen, and M. Guizani, "Double proportional fair user pairing algorithm for uplink virtual MIMO systems," *IEEE Trans. Wireless Commun.*, vol. 7, no. 7, pp. 2425-2429, Jul. 2008.
- [3] T. Edler and S. Lundberg, "Energy efficiency enhancements in radio access networks," in *Ericsson Review*, 2004.
- [4] Y. Chen, S. Zhang, S. Xu, and G. Y. Li, "Fundamental trade-offs on green wireless networks," *IEEE Commun. Mag.*, vol. 49, no. 6, pp. 30-37, Jun. 2011.
- [5] K. Lahiri, A. Raghunathan, S. Dey, and D. Panigrahi, "Battery-driven system design: a new frontier in low power design," in *Proc. Intl. Conf. VLSI Design*, Bangalore, India, Jan. 2002, pp. 261-267.
- [6] V. Shah, N. B. Mandayam and D. J. Goodman, "Power control for wireless data based on utility and pricing," in *Proc. IEEE Personal, Indoor, Mobile Radio Comm.*, Boston, MA, Sep. 1998. pp. 1427-1432. [7] D. J. Goodman and N. Mandayam, "Power control for

wireless data,” IEEE Pers. Comm., vol. 7, no. 2, pp. 48-54, Apr. 2000.

[8] G. Miao, N. Himayat, and G. Li, “Energy-efficient link adaptation in frequency-selective channels,” IEEE Trans. Commun., vol. 58, no. 2, pp. 545-554, Feb. 2010.

[9] G. Miao, N. Himayat, G. Y. Li, S. Talwar, “Distributed interferenceaware energy-efficient power optimization,” IEEE Trans. Wireless Commun., vol. 10, no. 4, pp. 1323-1333, Apr. 2011.

[10] S. Cui, A. J. Goldsmith, and A. Bahai, “Energy-efficiency of MIMO and cooperative

MIMO techniques in sensor networks,” IEEE J. Sel. Areas Commun., vol. 22, no. 6, pp. 1089-1098, Aug. 2004. [11] H. Kim, C.-B. Chae, G. de Veciana, and J. Robert W. Heath, “A cross-layer approach to energy efficiency for adaptive MIMO systems exploiting spare capacity,” IEEE Trans. Wireless Commun., vol. 8, no. 8, pp. 4264-4275, Aug. 2009.

[12] X. Li, M. Che, and W. Liu, “Application of STBC-encoded cooperative transmissions in wireless sensor networks,” IEEE Signal Process. Lett., vol. 12, no. 2, pp. 134-137, Feb. 2005

