

ADVANCED SAFETY SYSTEM FOR AUTOMOBILES USING LIFI

¹Chandragupta Mauryan K S, ²Purnimaa Siva Sakthi R

¹Professor, ²Assistant Professor

Department of Electrical and Electronics Engineering

¹Guru Nanak Institution Technical Campus, Ibrahimpatnam, Telangana State, India

²Hindusthan College of Engineering and Technology, Coimbatore, Tamilnadu State, India

Abstract : The most up to date vehicle execution has as of been reliably enhanced and the exploration the examination comes about identifying with the security of driving an auto have additionally been reliably revealed and illustrated, it is attempting to discover a state of harmony between the improvement of vehicle speed constrain and the assurance of driver's insurance. LiFi is a VLC, evident light correspondence innovation that arrangements with duplicate of information through shine by taking fiber away of optics via mailing information through a LED light that contrast in the force quicker than an eye can take after. In this venture we attempt to build up a framework to give the previous to mishap data to the auto control unit with the goal that it allows the vehicle to keep the event of mischance. The technique and consequences of a little scale model of a vehicle to vehicle remote correspondence framework utilizing light steadfastness (LiFi) innovation, a fresh out of the box new innovation that was produced inside the most recent couple of years has as of late been broke down. Vehicle to vehicle correspondence is the best arrangement which has been utilized as a part of request to decrease vehicles' miss chances. The recommended utilization of LiFi innovation in this venture comprises principally light-transmitting diode knobs as methods for availability by sending information through light range as an optical remote medium for flag engendering. Indeed, the utilization of LED takes out the necessity of multifaceted remote systems and conventions.

Index Terms - Data leak detection, content inspection, sampling, alignment, dynamic programming, and parallelism

I. INTRODUCTION

LiFi is an essential and prominent innovation in the correspondence framework. LiFi is known as Light constancy correspondence frameworks. Is it doesn't quick and reasonable cell correspondence frameworks and is the optical variant of the Wi-Fi. The innovation works by adjusting light radiating diode (LED's) to send computerized sort of data, imperceptible to the exposed eye. In this, we plan model which depends on LiFi innovation for vehicle to vehicle information transmission. Car to Car correspondence is among the best arrangement that has been used keeping in mind the end goal to decrease vehicles mischances. In LiFi innovation information transmitting through light for this particular reason wellspring of light can be utilized as LED. Vehicle to vehicle communications, for instance, is one of the prior trends, which is one of the most effective mechanisms that will implement in vehicles to provide safety and a protocol of communication. Add-on to existing wireless cellular technologies. To re-established high speed connection quickly (in case of disaster problem). LiFi can be utilized since it is quick and optical rendition of Wi-Fi which is exceptionally modest.

II. LIFI TECHNIQUES

Since LiFi uses obvious light for mailing data, it is necessary to modulate the information into a signal which is often sent. These signals comprise of light pulses. A portion of the normal tweak systems utilized as a part of LiFi are examined underneath:

ORDM: Orthogonal recurrence division multiplexing (ORDM) is a strategy for coding mechanized data on different transporter frequencies. ORDM is a recurrence division multiplexing (FDM) plan used as a modernized multi-transporter change technique. A substantial number of firmly separated orthogonal sub-bearer signs are being utilized to hold information on a few second information streams or stations. Each sub-bearer is directed with a customary regulation plan, (for example, quadrature sufficiency balance or phase shift scratching) at a low image rate, keeping up aggregate information rates like traditional single-transporter balance systems in a similar band width.

OOK: On-off keying (OOK) means the best type of amplitude-shift keying balance that speaks to advanced information as the event or nonappearance of the leader slant. In its most straightforward frame, the event of a bearer for a particular length speaks to a parallel one, while the nonappearance for a similar term means a binary zero. Much better plans change these lengths than pass on extra data. It genuinely is comparable to unipolar encoding line code. It is anything but difficult to produce and interpret in spite of the fact that not extremely ideal in states of brightening control and information throughput.

PWM: Pulse-Width Modulation (PWM) is a technique used to encode a correspondence into a beating signal. Despite the fact that this regulation method can be utilized to encode data for transmission, it's for the most part used to permit the control of the capacity provided to electrical gadgets, particularly to inertial loads, for example, motors. Pulse Width Modulation transmits the information by coding the data in to the period of the pulses. Several bit of data can be conveyed within each pulse.

PPM: Pulse-position Modulation (PPM) is a sort of flag change through which M message bits are encoded by transmitting an individual heartbeat in one of possible required time-shifts. This sort of is rehashed each Capital t seconds, so that the transmitted piece rate is bits every second. It is for the most part helpful for optic interchanges frameworks, where there is regularly practically no multipath impedance.

SIM-OFDM: Sub-carrier Index Modulation OFDM is a procedure which gives yet another measurement to the two dimensional abundance/stage regulation strategy i. e., Extravagance Shift Keying (ASK) and Quadrature Amplitude Modulation (QAM). SIM utilizes the sub-bearer file to share data to the beneficiary. Not at all like the customary OFDM procedure, has the SIM-OFDM method parted the serial piece stream into good for nothing sub-floods of a similar length [8-10].

3. RELATED WORKS

A Guide Review on Vehicular Ad-Hoc Networks [1] VANETs includes vehicle-to-vehicle and vehicle-to-framework correspondences in view of remote neighbourhood advancements. The unmistakable combine of prospect applications, assets, and nature make the VANET a remarkable region of remote correspondence. Standard for Information technology Telecommunications and information exchange between systems Local and metropolitan area networks [2] to expand the usage of Ethernet, to include subscriber gain access to networks in order to provide a significant embrace performance while minimizing equipment, operation, and maintenance costs. Vehicular Channel Characterization as well as its Implications for Wireless Program Design and Performance [3] evaluate and optimize ITS applications focused to vehicular safety structured on wireless systems, the knowledge of the distribution channel is vital, in specifically the path loss. By a narrowband V2V route measurements campaign carried away in a suburban area of the city [6].

Robust-Channel Estimation in Wireless LANs for Mobile Environments [4] mobile cellular channels, the correlation of the channel frequency response at different times and frequencies can be segregated into the multiplication of the time- and frequency-domain correlation functions. Subsequently, our MMSE channel estimator can be viewed as a recurrence space channel utilizing the quick Fourier change over (FFT), trailed by time domain channels. Mid-saunter helped OFDM execution assessment in high versatility vehicle channel [5] Mid-wander supported channel assessment and its execution research of OFDM flag in high portability vehicular a radio station channel. Preamble and Preliminary subcarriers are being used for preliminary acquisition and channel appraisal in WAVE system. In case of long measured packets, the performance is degraded in high flexibility of motion radio channel [7].

4. PROPOSED SYSTEM

The proposed utilization of LiFi innovation in this venture contains mostly light-transmitting diode (LED) light bulbs} as methods for association by sending information through light range as an optical remote medium for flag engendering. In actuality, the utilization of LED disposes of the need of complex remote systems and conventions. LiFi utilizes light instead of radio normality flags so are bigoted to aggravations.

- 1 VLC could be used safely in aircraft without affecting flight companies' signals.

- 2 Integrated into medical devices and in private hospitals as this technology does not deal with radio dunes, so it can certainly be used in all such places that Bluetooth, infrared, Wi fi and internet are commonly |being used.
- 3 Submerged in ocean Wi-Fi does not work at everything except rather light can be utilized and along these lines undersea investigations regard visit now without any difficulty.
- 4 There are billions of globules overall which simply should be supplanted with LED's to transmit information. Security is a side advantage for utilizing light for information exchange as it will does in fact not enters through surfaces.
- 5 On interstates for activity control applications like where Cars can have LED based headlights, LED organized backdrop illuminations, and they can speak with the other individual and anticipate mishaps. Using this Technology worldwide every streets lamp might be a free data access point.
- 6 The issues of the shortage of radio frequency bandwidth may be sorted out by Li-Fi

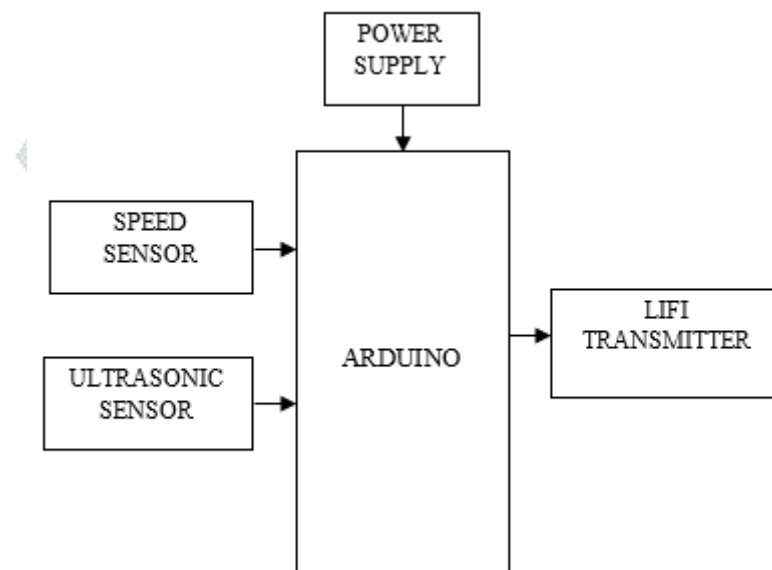


Figure 1. Sender Module

4.1. Ultrasonic distance sensor

Ultrasonic separation sensor ultrasonic separation sensor gives exact, non-contact remove estimations from around 2 centimeter (0.8 inches) to 3 meters (3.3 yards). It is anything but difficult to connect to FUNDAMENTAL Stamp (R) or Javelin Stamps microcontrollers, requiring only one I/O pin. The PING sensor works by exchanging a ultrasonic (well above human hearing extent) burst open and giving an outcome heartbeat that relates to enough time required for the burst resound to backpedal to the sensor.

4.2. Speed Sensor

MOC7811 is a slotted design Opto isolator module, with an IR transmitter and a photodiode mounted on it. Performs Non-Contact Thing Sensing. This is typically utilized as positional sensor switch (confine switch) or as Position Encoder locators used to discover position of the wheel. That contains IR LED and Photodiode mounted confronting others encased in plastic body. When light emitted by the IR LED is blocked because of switching slots of the coder disc logic level of the photography diode changes. This adjustment in the rationale level can be detected by the microcontroller or by discrete equipment. This sensor can be utilized to give position criticism to the robot or as Limit switches.

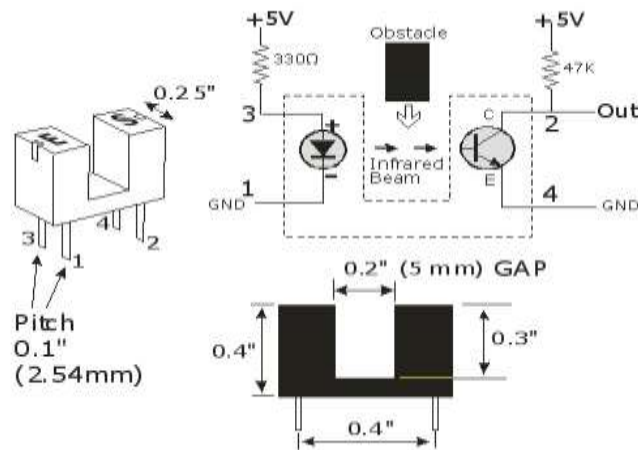


Figure 2. Speed Sensor Network

4.3. Laser Transmitter

The information whose needs to transmit given from PC or microcontroller. In the event that the information is from the PC, the transmitter area is interfaced with PC through the level rationale converter MAX 232. The MAX 232 is utilized to change over the +12v and - 12v heartbeat to 0v and 5v beat then given to hex inverter 40106. In the event that information is from the microcontroller, it is specifically given to hex inverter input.

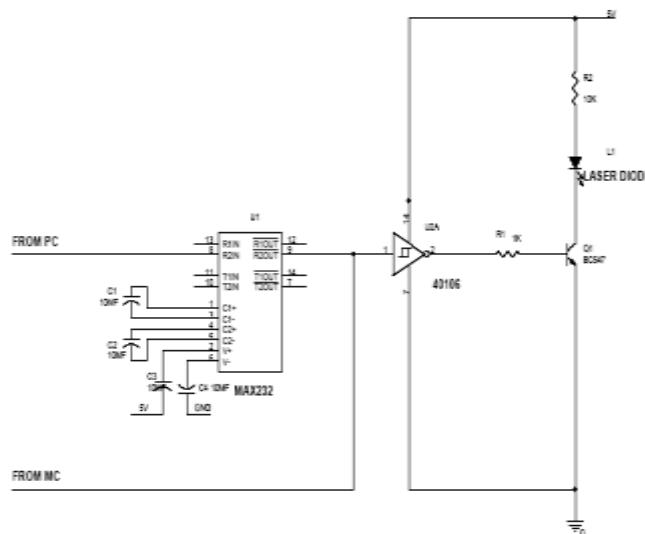


Figure 3. Laser Transmitter

At the point when 5v is given to base of the exchanging transistor BC 547, the transistor is leading and it shut the gatherer and producer terminal.

4.4. Laser Receiver

This circuit is intended to get the information from the laser transmitter side. In this circuit the photograph diode is utilized as getting gadget. The information are transmitted in as light medium. The light beams are fallen on the photograph diode. At the point when light beam falls on the photograph diode, the diode is leading and turned out to be short out. At the point when there are no light beams, the diode wound up plainly open circuit. The photograph diode is associated in arrangement with resistor and develops the voltage divider. This blend is associated with rearranging input terminal of the comparator.

CCFL: The LCD board is lit either by two chilly cathode fluorescent lights put at inverse edges of the show or a variety of parallel CCFLs behind bigger showcases. A diffuser then spreads the light out uniformly over the entire display. For a long time, this innovation had been utilized solely. Not at all like white LEDs, have most CCFLs had an even-white spooky yield realizing better shading range for the show.

Nevertheless, CCFLs are less essentialness successful than LEDs and require a to some degree extravagant inverter to change over whatever DC voltage the contraption uses (commonly 5 or 12 V) to ~1000 V anticipated that would light a CCFL. The thickness of the inverter transformers furthermore confine how thin the show can be made.

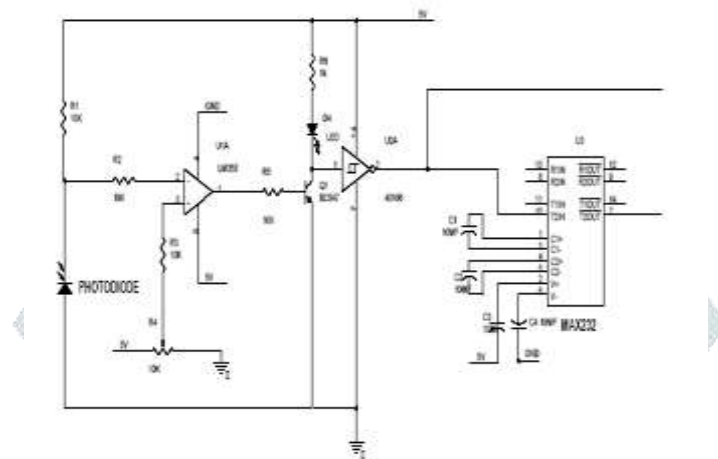


Figure 4. Laser Receiver

5. Conclusion

LiFi innovation has an enormous use in activity administration and in building up safe developments of vehicles out and about. Be that as it may, to execute it industrially every last vehicle needs to incorporate a LED-based movement head-light, tail-light and Arduino microcontroller. The idea of LiFi will present alongside existing strategies and traditional patterns utilized for vehicle to vehicle correspondences. In this paper aims to propose a cost effective solution to reduce accidents in Oman, the design guidelines. The hardware aspects regarding the development of a VLC communication system consisting of a commercial LED based traffic light and a vehicle will mount receiver.

References

- [1] H. Hartenstein and K. P. Laberteaux, "A Tutorial Survey on Vehicular Ad Hoc Networks," IEEE Commun. Mag., vol. 46, no. 6, pp. 164–171, Jun. 2008.
- [2] 802.11p-2010 IEEE Standard for Information Technology-Telecommunications and Information Exchange between Systems-Local and Metropolitan Area Networks-Specific Requirements Part 11, Wireless LAN Medium Access Control (MAC) and Physical Layer (PHY) Spec, 2010.
- [3] C. F. Mecklenbrauker, A. F. Molisch, J. Karedal, F. Tufvesson, A. Paier, " L. Bernad, T. Zemen, O. Klemp, and N. Czik, "Vehicular Channel Characterization and its Implications for Wireless System Design and Performance," Proc. of the IEEE, vol. 99, no. 7, pp. 1189–1212, Jul. 2011.
- [4] R. Grunheid, H. Rohling, J. Ran, E. Bolin, and R. Kern, "Robust Channel Estimation in Wireless LANs for Mobile Environments," Proc. VTC-fall 2002, pp. 1545–1549, Vancouver, Canada, Sep. 2002.
- [5] S. I. Kim, H. S. Oh, and H. K. Choi, "Mid-amble Aided OFDM Performance Analysis in High Mobility Vehicular Channel," Proc. IV'08, pp. 751–754, Eindhoven, Netherlands, Jun. 2008.
- [6] W. Cho, S. I. Kim, H. K. Choi, H. S. Oh, and D. Y. Kwak, "Performance Evaluation of V2V/V2I Communications: The Effect of Midamble Insertion," Proc. Wireless VITAE'09, pp. 793–797, Chennai, India, May 2009.
- [7] S. Sivarajan, K.S. Chandragupta Mauryan, P. Aiswarya, P. Chitra Devi, K. Hemalatha, J. Sujanth Roy. "Analysis and Viability of H. 264 Algorithm for Faulty Product Detection." Programmable Device Circuits and Systems 3.4: 173-176, 2011.
- [8] J. Lin, "Least-Squares Channel Estimation for Mobile OFDM Communication on Time-Varying Frequency Selective Fading Channels," IEEE Trans. on Veh. Tech., vol. 57, no. 6, pp. 3538–3550, Nov. 2008.

- [9] J. Lin and C. Lin, "LS Channel Estimation Assisted from Chirp Sequences in OFDM Communications," Proc. Wireless VITAE'09, pp. 222–226, Chennai, India, May 2009.
- [10] M. Muck, M. de Courville, M. Debbah, and P. Duhamel, "A Pseudo Random Postfix OFDM Modulator and Inherent Channel Estimation Techniques," Proc. IEEE GLOBECOM 2003, San Francisco, USA, pp. 2380–2384, Dec. 2003.

