

Energy Consumption Minimization using GWO

Kashish, Dr. Rajesh Yadav

Student, Assistant Professor

Computer Science Department

Ganga Institute Of Technology And Management, Jhajjar, India.

Abstract- Among the various other networks the popularity of WSN has increased rapidly and immensely because of the potential of the sensor networks to connect the physical world with the virtual world. The sensor devices rely on battery power and node energy and may be placed in adverse environments, so it becomes a very difficult task to replace them. So this is very important to improve the network life. This thesis work shows methods for clustering and cluster head selection to wireless sensor networks to improve the energy efficiency using a fuzzy logic controller. It shows the comparison between the different methods which is based on the network lifetime. It compares existing optimization method with the Gray wolf optimization (GWO) algorithm for different size of networks and different scenario. It gives a way for cluster head selection method with good performance and reduced computational complexity. In addition, it also proposes GWO as an algorithm for clustering of wireless sensor network which would result in improved performance with faster convergence.

Keywords- MANET, WSN, GWO, Fuzzy logic etc. .

I. INTRODUCTION

We can define the wireless sensor network as a network of devices that can communicate the information gathered from a monitored field through wireless links. The data is forwarded through multiple nodes, and with a gateway, the data is connected to other networks like wireless Ethernet. Some factor is in mind while design a sensor network. The energy consumption should be very less. The sensor networks are unique because they are easily implemented in to the communication links and channels. Some nodes and sink are provided in the network. The sink node(s) are very important terms in case of WSN. Thus, communication in sensor networks is typically referred to as data-centric, rather than address-centric, and data may be combined locally rather than having all raw data sent to the sink(s). These unique features of sensor networks have implications in the network layer and thus require a re-thinking of protocols for data routing. Also, sensors often have knowledge of their own location in order to meaningfully assess their data. The information of the location can be utilized in the network layer for routing purposes. Finally, if a sensor network is well connected (i.e., better than is required to provide communication paths), topology control services should be used in conjunction with the normal routing protocols.

Clustering for Data Aggregation

To design a sensor network we require a large number of nodes and protocol scalability. If the management of the sensors is done directly by the base station, communication overhead, management delay, and management complexity become limiting factors in network performance. The idea of Clustering has been proposed by researchers to group a number of sensors which is usually within a geographic neighborhood in order to form a cluster that is managed by a cluster head.

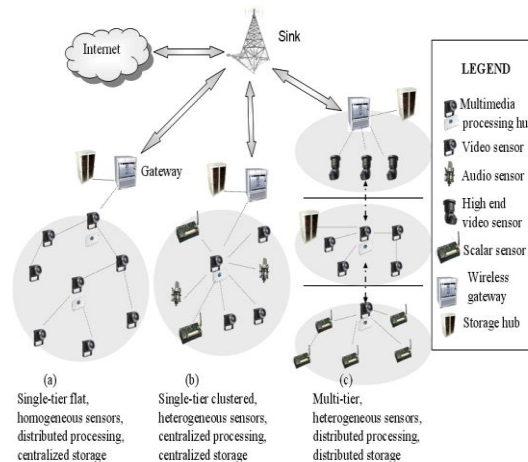


Figure 1: Wireless sensor networking [2]

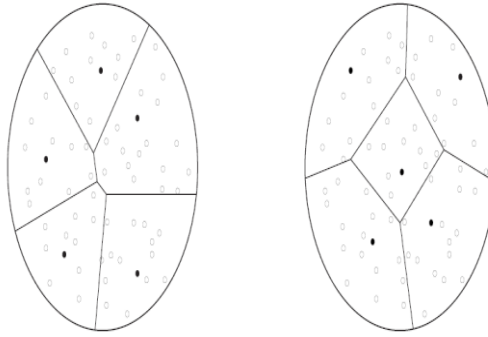


Figure 2: Adaptive clustering of the network [2].

II. PROPOSED WORK

The main steps of our work can be summarized as follows:

- An optimized Sugeno fuzzy inference system (FIS) is proposed as an efficient and fast, application specific routing protocol in Wireless Sensor Network environment. We have designed three membership function with 27 set of rules in Sugeno K-means algorithm is utilized to form balanced clusters over the network.
- The objective function here calculates the residual energy (RE), distance of node from sink (DNS), distance of node from centroid (DNC). Position of centroid is calculated by K-means algorithm. Objective function also find position of Cluster Head on the basis of fuzzy inference system.
- Grey Wolf Optimization (GWO) algorithm is implemented to optimize the fuzzy rules of FIS file in order to improve the network lifetime, based on the different application specifications. Flow chart of our work is given below for easy understanding.

As the fuzzy inference system FIS can achieve a better combination of the all input parameters to obtain the optimal output. So a Sugeno FIS is constructed in MATLAB. The fuzzy controller consists of three parts: first is fuzzification in which real environment variables are converted to fuzzy variables, second is inference model which inherits the rule sets or decision variables and third is defuzzification which reverse the fuzzy variables to environment variables. The fuzzy logic controller for the our case has three real time inputs measured by objective function for each node in a cluster. These are:

- Residual energy of node (RE)
- Distance of node from sink of cluster (DNS)
- Distance of node from centroid of cluster

A typical Sugeno fuzzy rule with three inputs x , y and z , (RE,DNS,DNC)and one output w can be shown as

$$IF = p \times x + q \times y + r \times z$$

Where p , q , r , are weight age of three variables, RE,DNS,DNC. We considered there values as 0.5,0.3,0.2 in the order of priorities. Normalization function used to normalize input variable with in required range is given below.

$$Normalized\ x_i = \frac{x_i - \min(x)}{\max(x) - \min(x)}$$

Membership functions for input to FIS is designed by taking some assumptions. These are:

1. Limits of RE input after normalization is 0 to 1
2. Limits of DNS and DNC input is -1 to 0
3. Trapezoidal membership functions are used for each input
4. Initial values of range for Low membership input considered 0-0.1, for Medium membership input considered .026-0.65 and for High membership input considered 0.66-1, for RE input.
5. Initial values of range for Low membership input considered -0.25 to 0, for Medium membership input considered -0.64 to -0.25 and for High membership input considered -1 to -0.65, for DNS input.
6. Initial values of range for Low membership input considered -0.25 to 0, for Medium membership input considered -0.64 to -0.25 and for High membership input considered -1 to -0.65, for DNC input.

The surface viewer of our fuzzy logic is shown in figure 3 . It is a three-dimensional representation of mapping of error and output of fuzzy logic.

This decision will depend on the input values for the system. The defuzzified output is displayed as a bold vertical line on this plot. The Rule Viewer allows you to interpret the entire fuzzy inference process at once.

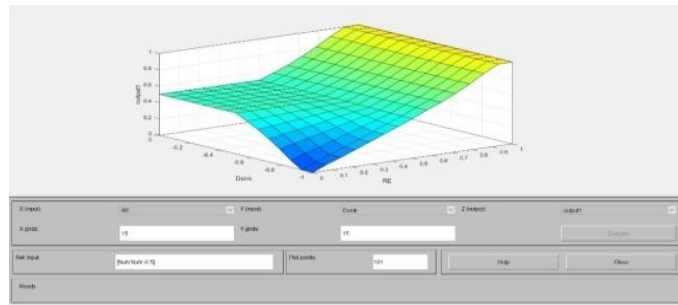


Figure 3: Surface viewer plot of fuzzy logic

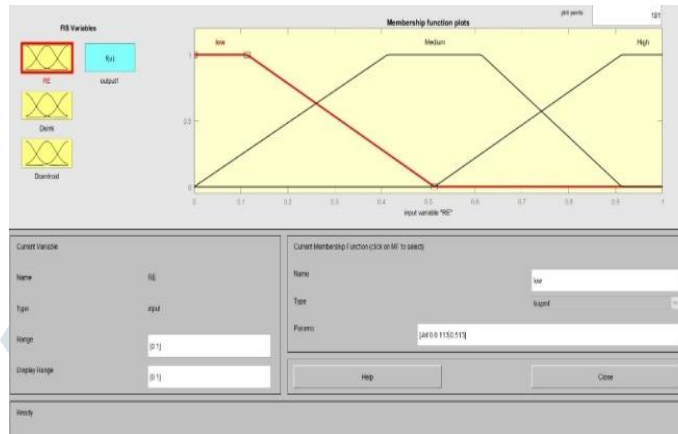


Figure 4: Membership function of input RE

Algorithm Steps

A step by step algorithm for the proposed work is given as:

- STEP1. Initialize the node population random positions and directions of bacteria.
- STEP2. Apply K-means clustering technique to make clusters of nodes and their centroids.
- STEP3. Create an objective function which can calculate RE, DNS, DNC and also choose CH on the basis of RE and calculates mean RE of clusters and total node population.
- STEP4. Create a Fuzzy Inference System FIS using Sugeno function for three inputs RE,DNS,DNC and make their membership function and rule set to decide output.
- STEP5. Initialize random positions of grey wolves within the search space limits.
- STEP6. Consider the searching space dimension as number of membership function values to be tuned which is 15 in our case.
- STEP7. For each randomly generated set of membership functions, calculate the objective function as in equation 16.
- STEP8. Compare the mean of residual energy in each cluster for each wolf and consider the best position till now which is having maximum residual energy.
- STEP9. Take three best wolves positions and update them as
- $$X1 = \text{Alpha_pos}(j) - A1 * D_alpha;$$
- $$X2 = \text{Beta_pos}(j) - A2 * D_beta;$$
- $$X3 = \text{Delta_pos}(j) - A3 * D_delta$$
- STEP10. The mean of these three best wolves' positions is taken as the updated positions and objective function is calculated again for new membership functions.
- STEP11. The best value received by this step is compared with the best positions' value in step8 and maximum of those is the best membership functions till now.
- STEP12. This process is repeated till all iterations are not exhausted.
- STEP13. The best result obtained after all iterations is considered as the convergence point and used as the final fuzzy logic membership functions range.

III. RESULTS AND DISCUSSION

Case-1 When Geographical area is 50mx50m

When geographical area is 50 m² then we calculated and observed impact of GWO and ABC algorithm on increasing the lifetime of WSN.

Here are results of this case:

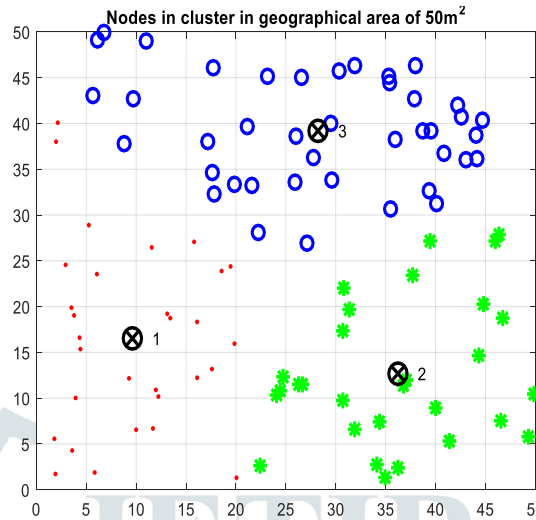


Figure 5 Nodes in cluster in geographical area of 50 m²

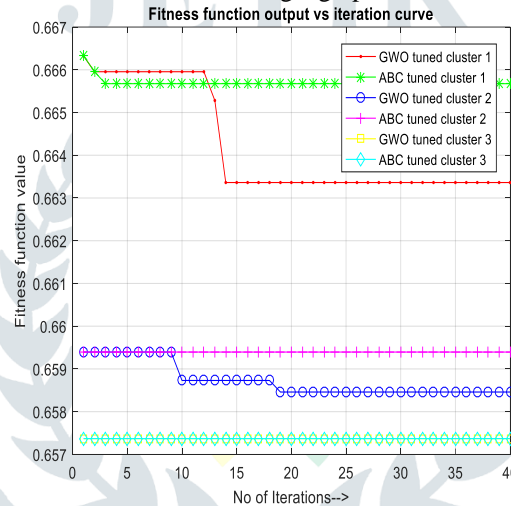


Figure 6 Convergence Curve for the GWO and ABC comparison for cluster head selection in WSN

We used grey wolf optimization algorithm to optimally select the cluster head which has the maximum residual energy. The optimisation algorithm is said effective only when it decreases with iterations and settle after few iterations. As soon as it settles, good is the optimization. In our case we have considered the objective function which is calculating the residual energy and finally takes inverse of mean of residual energy so that the GWO algorithm can work to minimize. A convergence curve for GWO for three clusters cases is shown in figure 7. In it the graph decreases with iterations and saturates after certain iterations. The convergence results are compared with ABC algorithm too.

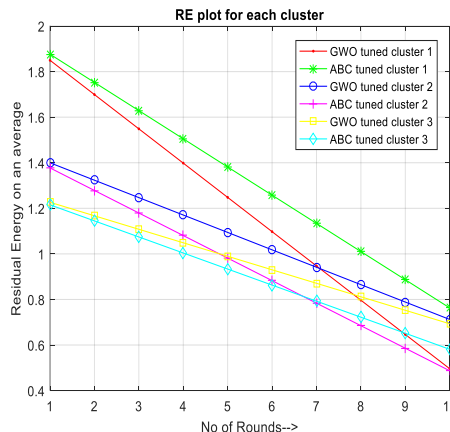


Figure 7 RE plot of GWO and ABC

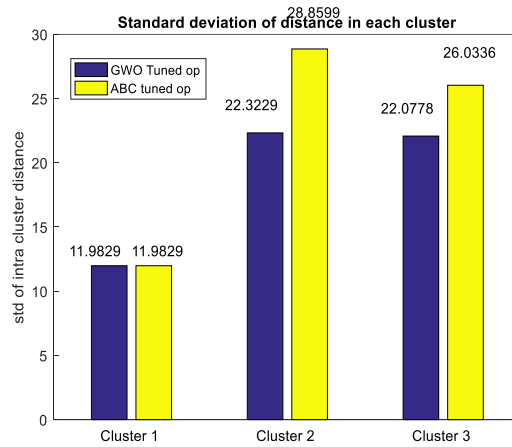


Figure 8 Standard deviation of cluster distance

Table 3 Cluster-wise comparison for GWO and ABC for case-1 for standard deviation of distance in clusters

Case-1 50m ²	Cluster 1	Cluster 2	Cluster 3
GWO	11.98	22.3229	22.07
ABC	11.98	28.85	26.03

Case-2 When Geographical area is 100mx100m

When geographical area is 100 m² then we calculated and observed impact of GWO and ABC algorithm on increasing the lifetime of WSN.

Here are results of this case:

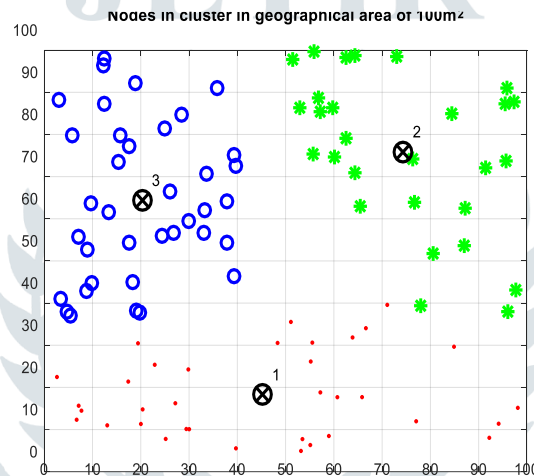


Figure 9 Nodes in cluster in geographical area of 100 m²

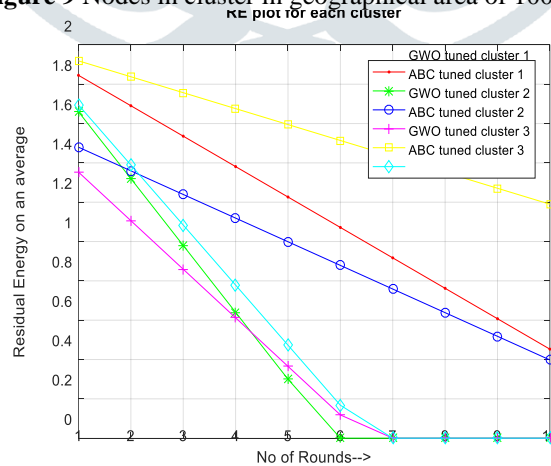


Figure 10 RE plot of GWO and ABC

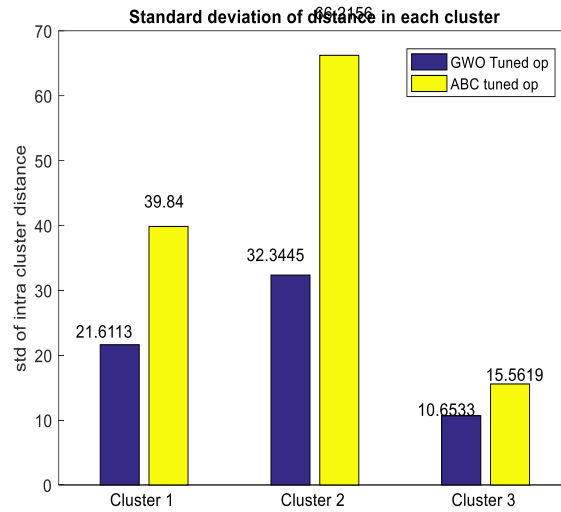


Figure 11 Standard deviation of cluster distance

Table 4 Cluster-wise comparison for GWO and ABC for case-2 for standard deviation of distance in clusters

Case-2 100m ²	Cluster 1	Cluster 2	Cluster 3
GWO	21.61	32.34	10.65
ABC	39.84	60.21	15.56

Fuzzy Logic Membership functions updated by GWO

After applying GWO on three input parameters RE, DNS, DNC , their membership function tuned by GWO for that particular WSN environment are shown in figure 12-13. Updated membership functions of inputs by applying ABC algorithm are shown in figure 14-15.

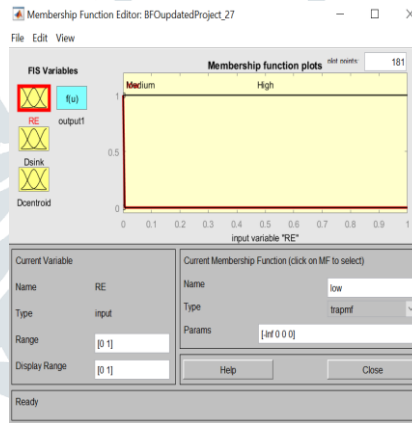


Figure 12 Updated membership function of input RE by using GWO

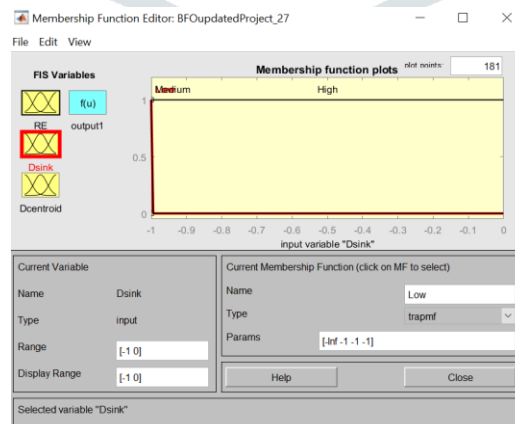


Figure 13 Updated membership function of input DNS by using GWO

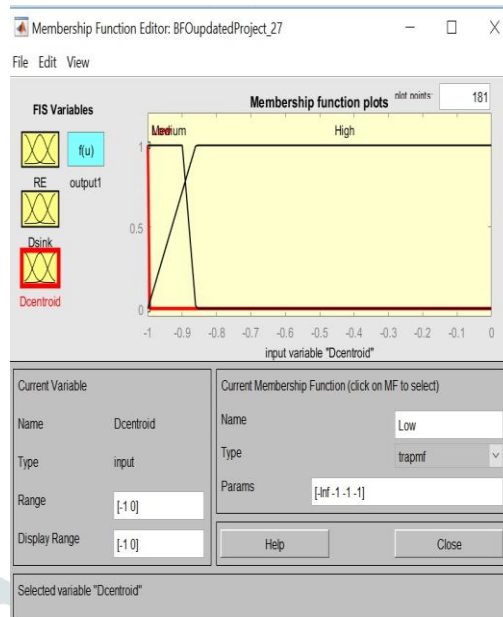


Figure 14 Updated membership function of input DNC by using BFO

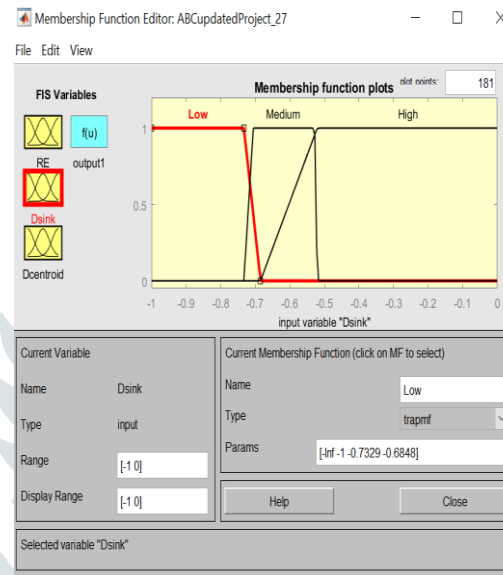


Figure 15 Updated membership function of input DNS by using ABC

Tuned and updated parameters of input functions with GWO and ABC are given here for comparison.

IV. CONCLUSION

This work includes the study of clustering, cluster head (CH) selection and other energy efficient communication protocols such as ABC and GWO optimization algorithms for WSN, since it was proposed earlier that clustering improves the residual energy which results in more network lifetime, though we have compared the performance in residual energy. We used Fuzzy logic controller based approach for cluster head choosing and compared performance of GWO and ABC for cluster head selection and improvement of residual energy. It was also found that the GWO tuned Fuzzy controller gives better results than ABC tuned parameters. For clustering, a WSN environment with different geographical area size is considered which is clustered by K-Means technique. We used ABC as a reference to compare the performance of each of the clustering methods. It is concluded that for three different geographical sizes GWO tuned fuzzy logic controller gives improved result in respect of network lifetime in comparison to ABC algorithm. As geographical size increases impact of BFO becomes comparable to that of ABC but for smaller areas GWO should be preferred over ABC for longer network lifetime

REFERENCES

- [1] Q. Yu, Z. Luo and P. Min, "Intrusion detection in wireless sensor networks for destructive intruders," *2015 Asia-Pacific Signal and Information Processing Association Annual Summit and Conference (APSIPA)*, Hong Kong, 2015, pp. 68-75.
- [2] P. R. Vamsi and K. Kant, "Secure data aggregation and intrusion detection in wireless sensor networks," *2015 International Conference on Signal Processing and Communication (ICSC)*, Noida, 2015, pp. 127-131.
- [3] Ajith Abraham, Crina Grosan and Carlos Martin-Vide, "Evolutionary Design of Intrusion Detection Programs," *International Journal of Network Security*, Vol.4, No.3, PP.328–339, Mar. 2007.
- [4] Ioannis Krontiris, Zinaida Benenson, Thanassis Giannetsos, Felix C. Freiling and Tassos Dimitriou, "Cooperative Intrusion Detection in Wireless Sensor Networks.
- [5] Djallel Eddine Boubiche and Azeddine Bilami, "CROSS LAYER INTRUSION DETECTION SYSTEM FOR WIRELESS SENSOR NETWORK," *International Journal of Network Security & Its Applications (IJNSA)*, Vol.4, No.2, March 2012.
- [6] Shio Kumar Singh, M P Singh and D K Singh, "Intrusion Detection Based Security Solution for Cluster-Based Wireless Sensor Networks," *International Journal of Advanced Science and Technology*, Vol.30, May,2011.
- [7] A. Anbumozhi, K.Muneeswaran, Sivakasi, "Detection of Intruders in Wireless Sensor Networks Using Anomaly," *International Journal of Innovative Research in Science, Engineering and Technology*, Volume 3, Special Issue 3, March 2014.
- [8] Yash Pal Singh, "A Survey on Detection and Prevention of Black Hole Attack in AODV- based MANETs" *journal of information, knowledge and research in computer engineering*, nov12 to oct13 ,volume – 02, issue – 02.
- [9] Kiran Narang, "Black Hole Attack Detection using Fuzzy Logic" *International Journal of Science and Research*, Volume 2 Issue 8, August 2013.
- [10] Rajani Narayan, "Self-optimization and Self-Protection in AODV Based Wireless Sensor Network" *International Journal of Computer Science and Mobile Computing*, Vol.3 Issue.1, January- 2014, pg. 244-254.
- [11] Binitha S, "A Survey of Bio inspired Optimization Algorithms" *International Journal of Soft Computing and Engineering* ISSN: 2231-2307, Volume-2, Issue-2, May 2012.