

Heat Transfer and Fluid Flow Characteristics of Three Sides Inclined Roughened Solar Collectors

Dr. Ashwini Kumar
Assistant Professor

Department of Mechanical
Engineering

HSBPVT'S G.O.I College
of Engineering, Kashti,
Shrigonda, A. Nagar - 414701

Mr. Vipul Ranjan Kaushik
Assistant Professor

Department of E& TC
Engineering

HSBPVT'S G.O.I College of
Engineering, Kashti, Shrigonda,
A. Nagar - 414701

Mr. Todkari V. C.

Head of the Department
Department of Mechanical
Engineering

HSBPVT'S G.O.I College of
Engineering, Kashti, Shrigonda,
A. Nagar - 414701

Abstract

Experimental result analysis on Stanton number, friction factor and thermal performance of three sides inclined roughened with those of smooth and three sides glass covered solar air heaters have been represented. Results show that the values of Stanton number are more in three side's inclined roughened one, leading to an increase of 69% to 57% in thermal performance as compared to three side's glass covered smooth one. Friction factor

increases by 29% to 41%. The effect of roughness and flow parameters (p/e , e/D , Re , α) on heat transfer, friction factor and thermal performance has been shown and discussed. The uncertainties in the values of Stanton number and friction factor yield the uncertainty of +1.29% to +6.06% in the values of thermo hydraulic performance.

Keywords: Stanton number, Friction factor, Thermal performance, Reynolds Number, Angle of Attack.

I. INTRODUCTION

Utilization of artificial roughness for different configurations has been used in plenty of studies to enhance the heat transfer rate in solar air heaters during the last decades. Varying magnitudes of roughness results in varying values of heat transfer and friction factor enhancement. An enhancement of about double than that of smooth solar air heaters with respect to heat transfer coefficient have been reported [1, 2], while the friction factor quadrupled. Heat transfer and friction factor correlations have been obtained for V-rib roughened solar air heaters [3]. The effect of different orientation of W-rib roughness has been investigated to enhance heat transfer in solar air heaters [4]. Review reports on roughness geometries used in solar air heaters are available [5, 6]. CFD based analysis for heat transfer and friction factor has been made for transverse wire roughness in solar air heaters [7]. Nusselt number and friction factor correlations have been obtained for arc-shaped wire roughness and dimple shaped roughness [8, 9]. Reviews [10,11] for turbulence promoters and effect of roughness geometries on heat transfer enhancement in solar thermal systems give wide range of data and results on heat transfer and friction factor. Artificial roughness provided on absorber plates invariably enhances heat transfer associated with increase in friction factor. Increase in heat transfer increases the thermal performance but increase in friction factor affects the thermo hydraulic performance. Thermal and thermo hydraulic performance results of roughened solar air heaters have been reported [12-15]. Effect of the roughness parameters (p/e , e/D) and Reynolds number have been represented and discussed in literature to a large extent to arrive at conclusion that increasing values

of e/D for a given value of p/e increases heat transfer and friction factor both.

Despite plenty of works dealing with the effect of artificial roughness on heat transfer and friction factor in solar air heaters, very few dealt with the thermo hydraulic performance in them. Based on the approach adopted [16-18], analysis for the optimal thermo hydraulic performance in one side roughened solar air heater has been reported [19]. The thermo hydraulic optimization parameter, $e^+ = \frac{e}{D} \sqrt{\frac{f}{2}} Re$, known as roughness Reynolds number, has been considered to arrive at the optimal thermo hydraulic performance condition. Covering a wide range of the values of heat transfer surface area, overall heat conductance and flow friction power, Webb and Eckert [18] arrived at the conclusion that the value of the parameter, $e^+ = 20$, gives the optimal thermo hydraulic performance. For circular tube roughened surface with ribs, the value of the optimization parameter, $e^+ = 20$, corresponded to the optimal thermo hydraulic condition [17]. Sheriff and Gumley [16] studied for annulus with wire type roughness and found the optimal condition at $e^+ = 35$. Prasad and Saini [19] obtained the value of roughness Reynolds number, $e^+ = 24$, for optimal thermo hydraulic condition. Karmare and Tikekar [20] have optimized the thermo hydraulic performance of solar air heater integrated with metal rib grift on the absorber plate at an angle of 60° , as roughness element. Results on thermal and thermo hydraulic performance of wavy finned absorber plate solar air heaters have been reported recently [21].

However, in all the above cases, provision of artificial roughness and glass cover has remained limited to only one side (top side) of the solar air heater duct except those of the recent ones [23, 24] wherein it has been concluded that three sides roughened and glass

covered solar air heaters perform even better than those of one side roughened and glass covered solar air heaters, but friction factor also increases. The authors [25] analysis could reveal that, $e_{opt}^+ = 23$, corresponds to the optimal thermo hydraulic performance in three sides artificially roughened and glass covered solar air heaters. Table-1 summarizes the value of the parameter, e^+ , obtained under varying conditions of roughness and flow parameters corresponding to the optimal thermo hydraulic condition. The value of the parameter, e^+ , depends on the combined effect of the roughness and flow parameters.

The present paper deals with the experimental results obtained with respect to heat transfer, Stanton number, friction factor, thermal performance for three sides inclined roughened solar air heaters.

II. METHODOLOGY

The experimental set-up consists of two solar air heater ducts both having aspect ratio value of 8 and similar size : (i) smooth with three sides glass covers and (ii) three sides inclined roughened and three sides glass covered one as shown in Figures 1(a) and (b). Figures 2(a) and (b) show the schematic and photograph of the experimental set- up respectively with measuring instruments and run by a single 5 HP blower simultaneously. Mass flow rate was varied by controlling the blower speed by means of a 3-phase auto variac and measured by means of two separate flange tape orifice-meters having discharge coefficient of 0.56. Multi-tube

manometers were used to measure the pressure drop along the duct length. Pressure taps as shown in Figure 3, connected to multi-tube manometer by means of PVC tubes measured the pressure drop along the collector duct length. Air and plate temperatures were measured by means of 28 SWG copper-constantan thermocouples fed to digital sensors. Intensity of solar radiation was measured by a digital pyranometer, installed at the experiment site. Thermocouple arrangement for the plate temperature measurement has been shown in Figure 4.

Test data were obtained outdoor on the roof of a building on clear sky days between 11 AM and 2 PM during the months of February to May 2018 at roof of Parikrama college of Engineering, Kashti. A wide range of experimental data for 105 number of test runs for 15 set of inclined roughened absorber plates were collected simultaneously with the smooth one. The roughness and flow parameters were selected so as to yield a wide range of values of the roughness Reynolds number, e^+ . On a single day, test data were collected for a given value of mass flow rate. Table-2 shows the range of parameters investigated by different investigators.

Table-1 Values of e_{opt}^+ for different roughness geometries for fully developed turbulent flow

Sl.No.	References	Roughness and flow duct geometry	p/e	e/D	Re	e_{opt}^+
1.	Sheriff and Gumley[16]	Annulus with wires	10	0.018-0.035	$1 \times 10^4 - 2 \times 10^3$	35
2.	Lewis[17]	Circular tubes with ribs	2-60	0.02-0.10	$1 \times 10^4 - 1 \times 10^7$	20
3.	Prasad and Saini [19]	Rectangular with top side wires	10-40	0.020-0.033	$3 \times 10^3 - 20 \times 10^3$	24
4.	Verma and Prasad [22]	Rectangular with top side wires	10-40	0.010-0.030	$5 \times 10^3 - 20 \times 10^3$	24
5.	Prasad et al.[25]	Rectangular with three sides wires	10-40	0.010- 0.028	$3 \times 10^3 - 20 \times 10^3$	23
6.	Ashwini et al [27]	Rectangular with three sides wires	10-30	0.013 – 0.025	$4 \times 10^3 - 20 \times 10^3$	23

Table- 2 Range of parameters investigated

Sl. No	Parameters	Range
1.	Mass flow rate, kg/s	$8.35 \times 10^{-3} - 3.75 \times 10^{-2}$

2.	Reynolds number, Re	4000 - 20000
3.	Roughness height, mm	0.5 – 1.2
4.	Roughness pitch, mm	6 – 30
5.	Relative roughness pitch,	10 – 30

	p/e	
6.	Relative roughness height, e/D	0.0130 – 0.0250
7.	Roughness Reynolds number, e^+	8.20 – 35.0
8.	Intensity of solar radiation, I , W/m^2	732 – 897
9.	Absorber plate length, L , mm (fixed)	1500
10.	Duct width, W , mm (fixed)	200
11.	Duct height, B , mm (fixed)	25




Fig. 2 (b). Photograph of experimental set-up

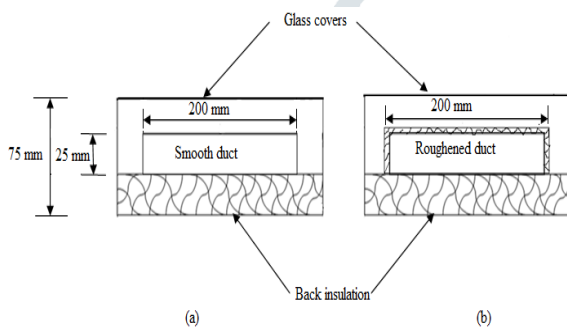
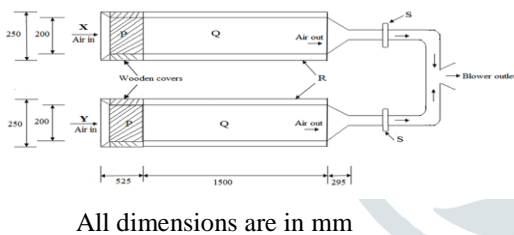


Fig. 1 (a) and (b). Solar air heater duct models



All dimensions are in mm

X- Three sides inclined roughened and glass covered solar air heater

Y- Smooth and three sides glass covered solar air heater

P- Unheated wooden covered entry section

Q- Glass covered test section

R- Glass covers

S- Flange tape orifice-meters

Fig.2 (a).Schematic diagram of the experimental set-up

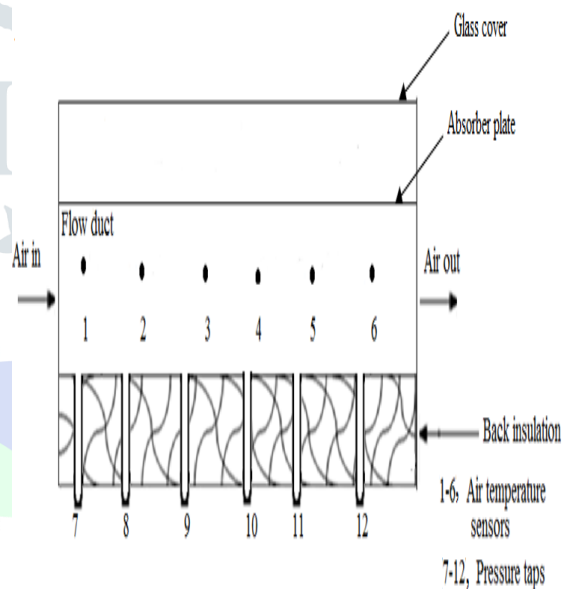
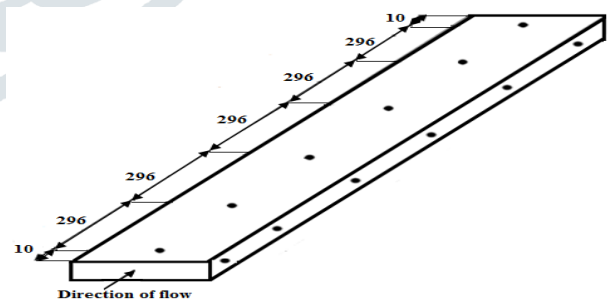


Fig. 3. Arrangement of air temperature sensors and pressure taps along the duct length



All dimensions are in mm

Fig. 4. Thermocouple arrangement on top and side absorber plate

III. RESULTS

Table-3, showing typically the variation of intensity of solar radiation and ambient temperature is represented by Figure 5. Figure 6 shows the instantaneous plate and air temperature in three sides inclined roughened and smooth solar air heaters, across the collector length. Fig. 6 shows that the plate temperature in smooth solar air heater is more than that

in three sides inclined roughened one, but air temperature in three sides inclined roughened solar air heater is more than that in smooth one. Higher values of plate temperature and lower values of air temperature in three sides glass covered smooth solar air heater than those in three sides inclined roughened and glass covered solar air heater indicate higher rate of heat transfer in three sides inclined roughened collector than that in smooth collector.

Table-3 Typical variation of ambient temperature and intensity of solar radiation during a day

Time (Hrs.)	I, W/m ²	T _a , °C
11.00	786	32.9
11.15	790	32.9
11.30	795	33.4
11.45	801	34.1
12.00	811	33.4
12.15	844	33.8
12.30	877	34.1
12.45	899	34.4
13.00	759	34.5
13.15	742	34.6
13.30	720	34.7
13.45	699	34.8
14.00	648	36.1

The experimental data with respect to the relative roughness height, relative roughness pitch, flow Reynolds number, intensity of solar radiation, plate and air temperatures, pressure drops along the duct length and orifice-meter have been reduced to obtain the results, using the relevant expressions. The experimental values of heat transfer coefficient have been obtained using the following Eq. (1):

$$\dot{m}C_p(T_o - T_i) = hA_c(\bar{T}_p - \bar{T}_f) \tag{1}$$

where, the values of mass flow rate, \dot{m} , have been worked out by using Eq.(2), written under:

$$\dot{m} = C_d A_2 \left[\frac{2\rho(\Delta P)}{1 - \beta_1^4} \right]^{1/2} \tag{2}$$

where, ΔP is the pressure drop in the orifice-meter.

The values of heat transfer coefficient, h , have been further used to calculate the values of Nusselt number by the following Eq. (3):

$$Nu = \frac{hD}{K} \tag{3}$$

The values of Nusselt number have been further used to obtain the values of Stanton number by Eq.(4) written under:

$$S_t = \frac{Nu}{Re Pr} \tag{4}$$

The respective values of Stanton numbers \bar{S}_{t_r} and S_{t_s} , for the respective solar air heaters have been worked out by Eq.(4). However, to obtain the analytical values of

Stanton number, the following Eq. (5) of Prasad et al.[23] has been utilized:

$$\overline{Nu}_r = \left\{ \frac{\bar{f}_r/2}{1 + \sqrt{(\bar{f}_r/2)[4.5(e^+)^{0.28} Pr^{0.57} - 0.95(\frac{Pr}{e})^{0.53}]}} \right\} Re Pr \tag{5}$$

where, \bar{f}_r , is given by Eq.(6) of Prasad et al.[23], written under:

$$\bar{f}_r = \frac{(W+2B) \left[\frac{2}{\left\{ 0.95\left(\frac{Pr}{e}\right)^{0.53} + 2.5 \ln\left(\frac{D}{2e}\right) - 3.75 \right\}^2} \right] + Wf_s}{2(W+B)} \tag{6}$$

For smooth solar air heater, the following Eq. (7) [19, 25] has been used to obtain the value of S_{t_s} :

$$S_{t_s} = 0.023 Re^{0.2} Pr^{-2/3} \tag{7}$$

The experimental values of friction factor, \bar{f}_r , have been worked out by the following Eq. (8), written under:

$$\Delta P = \frac{4\rho f LV^2}{2gD} \tag{8}$$

where, ΔP is the pressure drop between the inlet and outlet of the collector length and the values of f_s have been obtained by using Eq.(9) of Blasius, as under:

$$f_s = 0.079 Re^{-0.25} \tag{9}$$

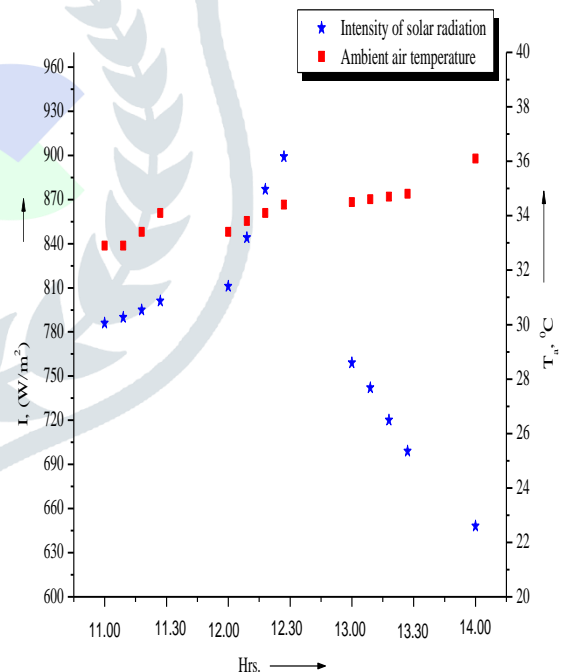


Fig. 5 Typical variation of solar radiation and ambient temperature on a day

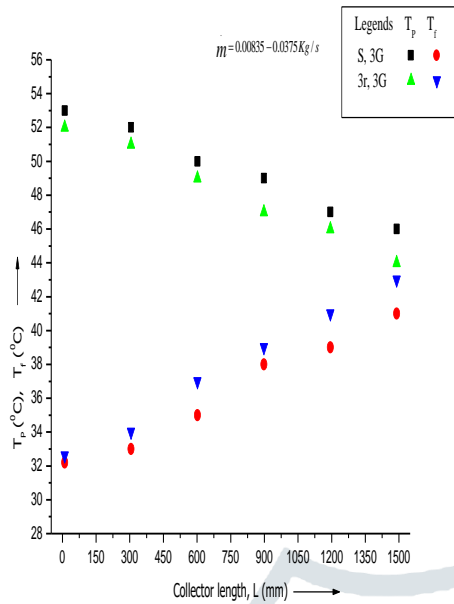


Fig.6. Instantaneous air and plate temperature in solar air heaters

Figures 7, 8 and 9 show the comparison of the values of Nusselt number for given values of e/D equal to 0.0225 and p/e equal to 10, 20 and 30 respectively with those of Behura et al.[24]. The experimental values of Nusselt number are seen to compare well in the range of parameters with those of [24]. Figures 7, 8 and 9 also show the values of Nusselt number for three sides glass covered smooth solar air heater. Similarly, Figures 10 and 11 show the comparison of friction factor for varying values of p/e equal to 10 and 20 respectively at a given value of e/D equal to 0.0225, which compare well. It needs to mention that, heat transfer and friction factor data of Behura et al. [24] are available for the values of Reynolds number limited to about 12000 only, and both of the heat transfer and friction factor data upto $Re = 20000$, are very close to each, validating the present data of three sides inclined roughened and glass covered solar air heater for the entire range of $Re = 20000$. Since, none of any data is available for three sides glass covered smooth solar air heater for direct comparison and the present data for three sides roughened and glass covered solar air heater compare with those of Behura et al. [24], it could very well be assumed that the present data on three sides glass covered smooth solar air heaters (collected simultaneously) would be valid to yield results for such collectors.

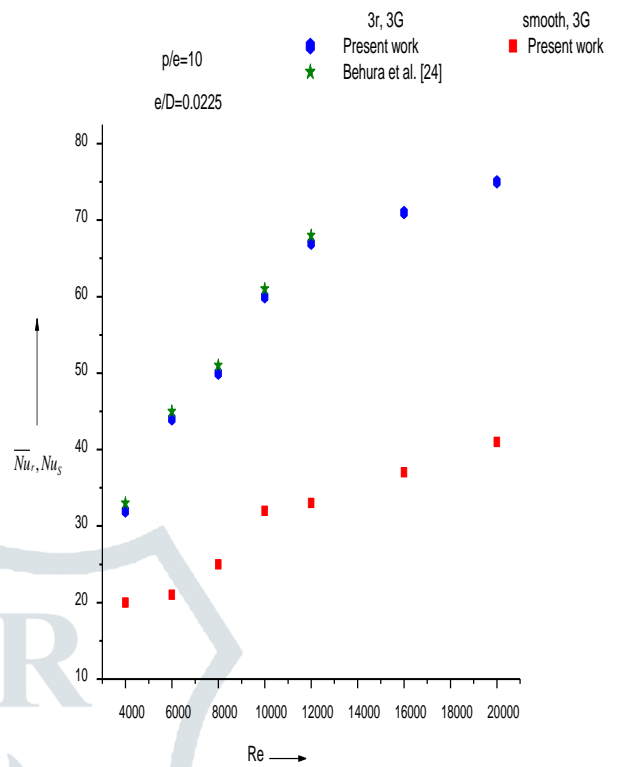


Fig.7. Comparison of heat transfer data

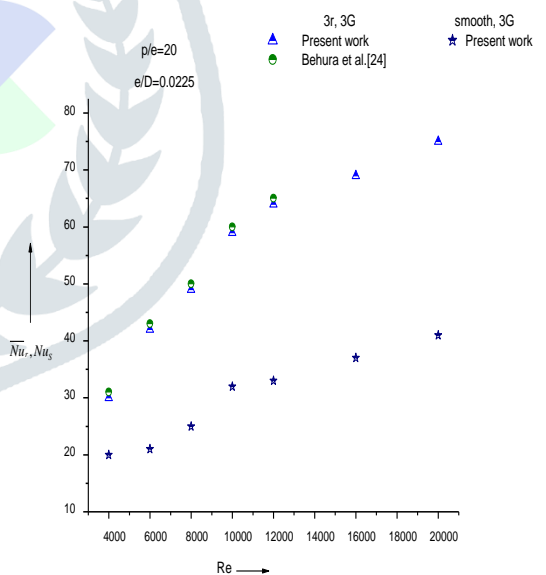


Fig.8. Comparison of heat transfer data

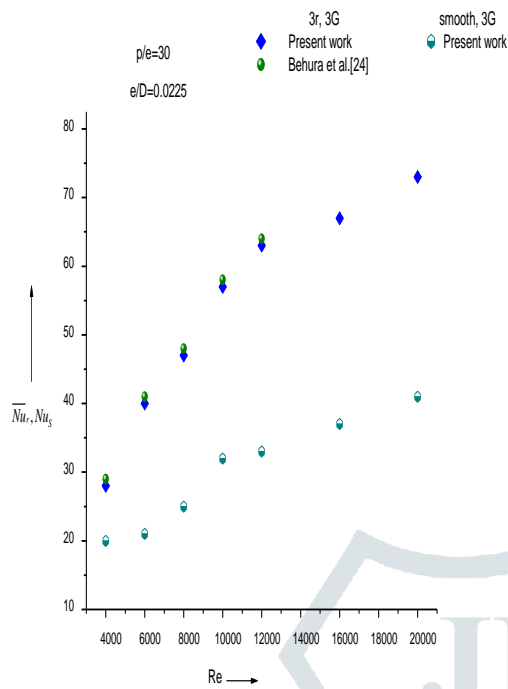


Fig.9. Comparison of heat transfer data

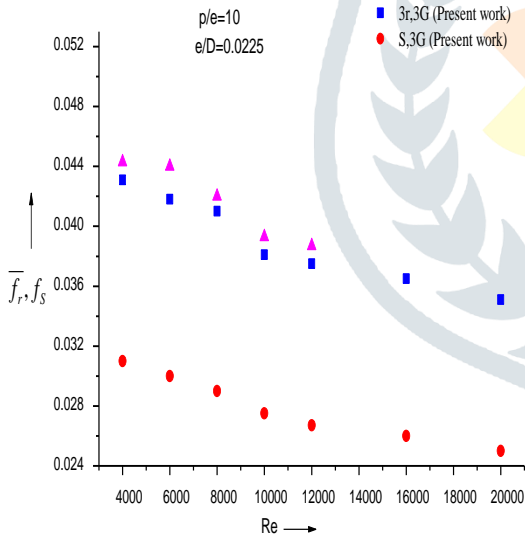


Fig.10. Comparison of friction factor data

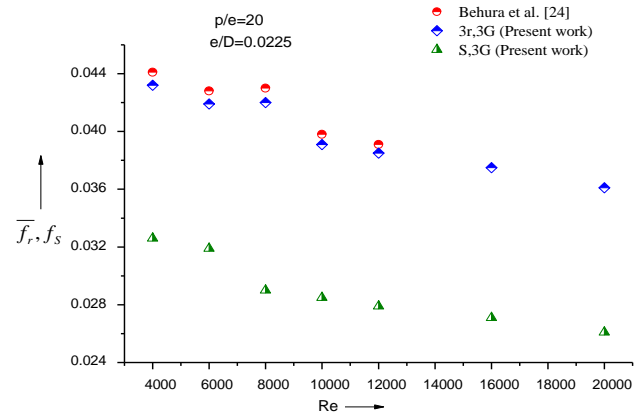


Fig.11. Comparison of friction factor data

IV. DISCUSSIONS ON RESULTS

Since, the thermo hydraulic performance of roughened solar air heaters is given by the following Eq. (10),

$$\eta_{thermo} = \frac{(S_{tr}/S_{ts})^3}{(f_r/f_s)} \tag{10}$$

Results have been shown to see the effect of roughness and flow parameters on Stanton number, friction factor, thermal and thermo hydraulic performance.

Figures 12 and 13 show the effect of the roughness and flow parameters p/e , e/D and Re on Stanton number in three sides inclined roughened and smooth collectors. It could be seen from these figures that the values of Stanton number in three sides roughened collector decrease with increasing values of relative roughness pitch, p/e , for a given value of relative roughness height, e/D and decreasing values of relative roughness height, e/D , for a given value of relative roughness pitch, p/e . The values of Stanton number are found to decrease with increasing values of flow Reynolds number. It could be worked out from Figures 12 and 13, that the values of Stanton number are more in three sides inclined roughened collector in the range of 49% to 79%, as compared to the smooth ones.

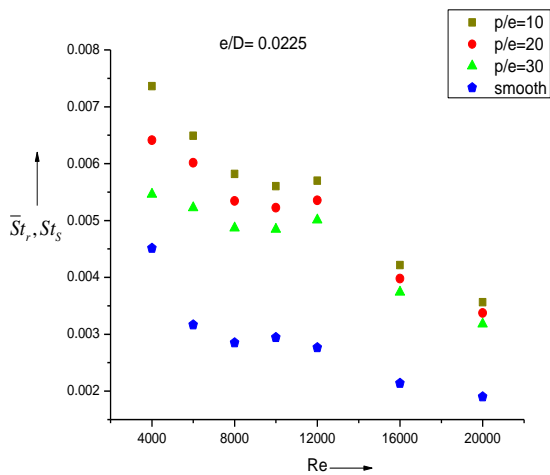


Fig.12. Effect of p/e on Stanton number in three sides inclined roughened solar air heater

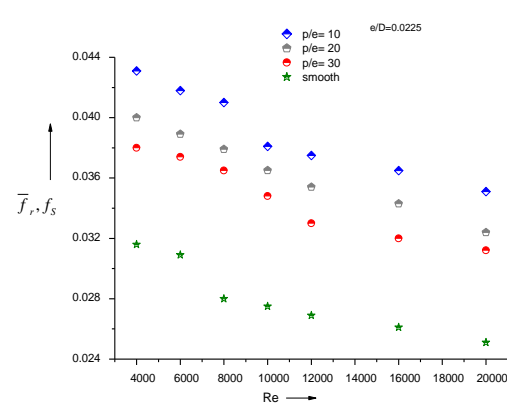


Fig.14. Effect of p/e on friction factor in three sides inclined roughened solar air heater

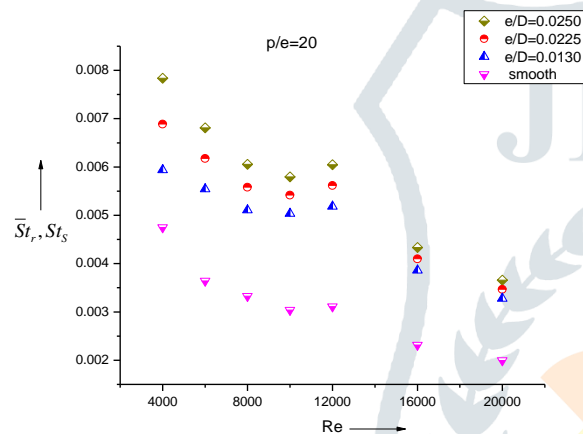


Fig.13. Effect of e/D on Stanton number in three sides inclined roughened solar air heater

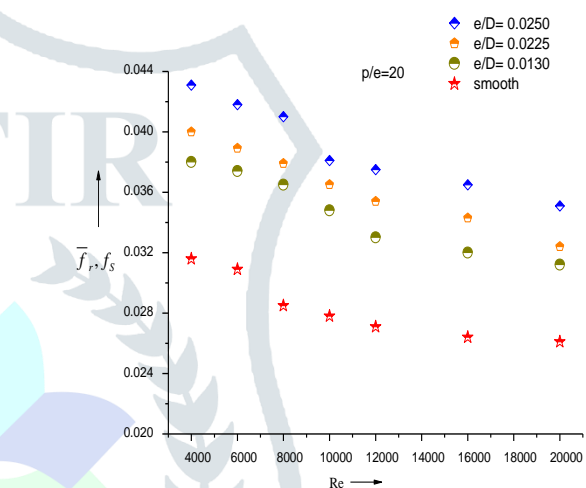


Fig.15. Effect of e/D on friction factor in three sides inclined roughened solar air heater

Figure 14 shows the effect of p/e on friction factor for a given value of e/D , equal to 0.0225. It could be seen from the figure that the values of friction factor increase with decrease in the value of the relative roughness pitch, p/e , and decrease with increasing values of the flow Reynolds number, Re . Figure 15 shows the effect of e/D on friction factor for a given value of p/e , equal to 20. It is quite clear from the figure that the values of friction factor increase with the increase in the value of relative roughness height, e/D and decrease with increasing values of flow Reynolds number, Re . The values of friction factor in three side's inclined roughened collector have been found to increase in the range of 29% to 41%, as compared to the smooth ones.

V. THERMAL PERFORMANCE

Three sides inclined roughened and glass covered solar air heaters have been found more efficient than those of only top side roughened ones [23, 24]. This is due to the fact that three sides inclined roughened and glass covered solar air heaters have more absorber plate area and enhanced heat transfer coefficient than those of only one side roughened and glass covered solar air heaters, as earlier mentioned in three sides transverse roughness case, investigated by Ashwini et al., [27].

The absorber plate area of only top side glass covered roughened as well as smooth [2] solar air heater is equal to:

$$A_c = WL \tag{11}$$

whereas, the absorber plate area of three sides inclined roughened and glass covered solar air heater and the three sides glass covered smooth one is equal to:

$$A_c = WL + 2(BL) \tag{12}$$

The absorber plate area for three sides roughened and glass covered solar air heater and three sides glass covered smooth solar air heater is more by a magnitude of, $2(BL)$, than those of one side glass covered roughened as well as smooth solar air heater, which

results in more heat collection for the same value of mass flow rate. Figure16 shows the comparative values of Stanton number for the respective solar air heaters. It could be observed from this figure that the solar air heater having three inclined roughened sides (transverse as well as inclined one) and glass covers has the higher value of Stanton number, followed by the solar air heaters: one roughened side and glass cover; smooth and three sides glass covers; smooth and one side glass cover respectively.

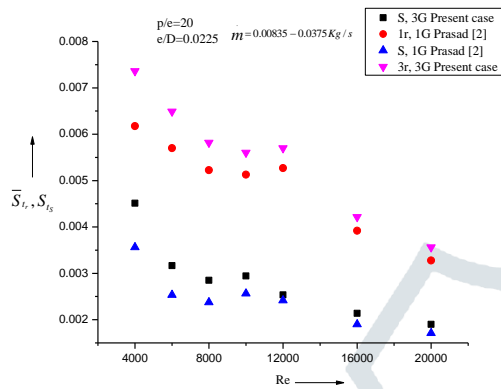


Fig.16. Effect of inclined roughened sides and glass covers on Stanton number in solar air heaters

Figure17 represents typically the performance characteristics of the roughened solar air heaters for $p/e=10$, $e/D=0.0247$: (i) three sides inclined roughened and glass covered, (ii) top side inclined roughened and glass covered, as well as of the smooth solar air heater: (i) smooth and three sides glass covered and (ii) smooth and only top side glass cover, all at varying mass flow rates.

The efficiency data values worked out by the following instantaneous thermal performance Eq. (13):

$$\eta_{th} = \dot{m}C_p(T_0 - T_i)/IA_c \tag{13}$$

shown by the respective lines are represented for each mass flow rate from the origin, resulting in the respective lines for the respective mass flow rates. Utilizing the efficiency data values, the respective curves $A - B_{3r,3G}$, $C - D_{1r,1G}$, $E - F_{S,3G}$ and $G - H_{S,1G}$, have been obtained by the least square fit method for three sides inclined roughened and glass covered solar air heater (present case), one side roughened and glass covered solar air heater [2], smooth and three sides glass covered solar air heater (present case) and smooth and only top side glass covered solar air heater [2], respectively. As could be seen from this figure that three sides inclined roughened and glass covered solar air heater has higher value of thermal efficiency than those of only one side inclined roughened and glass covered solar air heater, followed by smooth and three sides glass covered solar air heater having slightly more thermal efficiency than that of smooth and only top side glass covered solar air heater.

Table-4 represents the comparative view of the values of the slope, intercept, collector heat removal factor and collector efficiency factor obtained presently and those of Prasad [2] respectively. Higher values of the parameters, F_R and F' , indicate higher value of thermal efficiency.

The values of the thermal performance parameters, F_R and F' , given in Table-4 have been worked out by utilizing the following Eqs. (14- 16), [26] written under:

$$F_R(\tau\alpha) = F_0(\tau\alpha) \left[\frac{mC_p/A_c}{mC_p/A_c + F_0 U_L} \right] \tag{14}$$

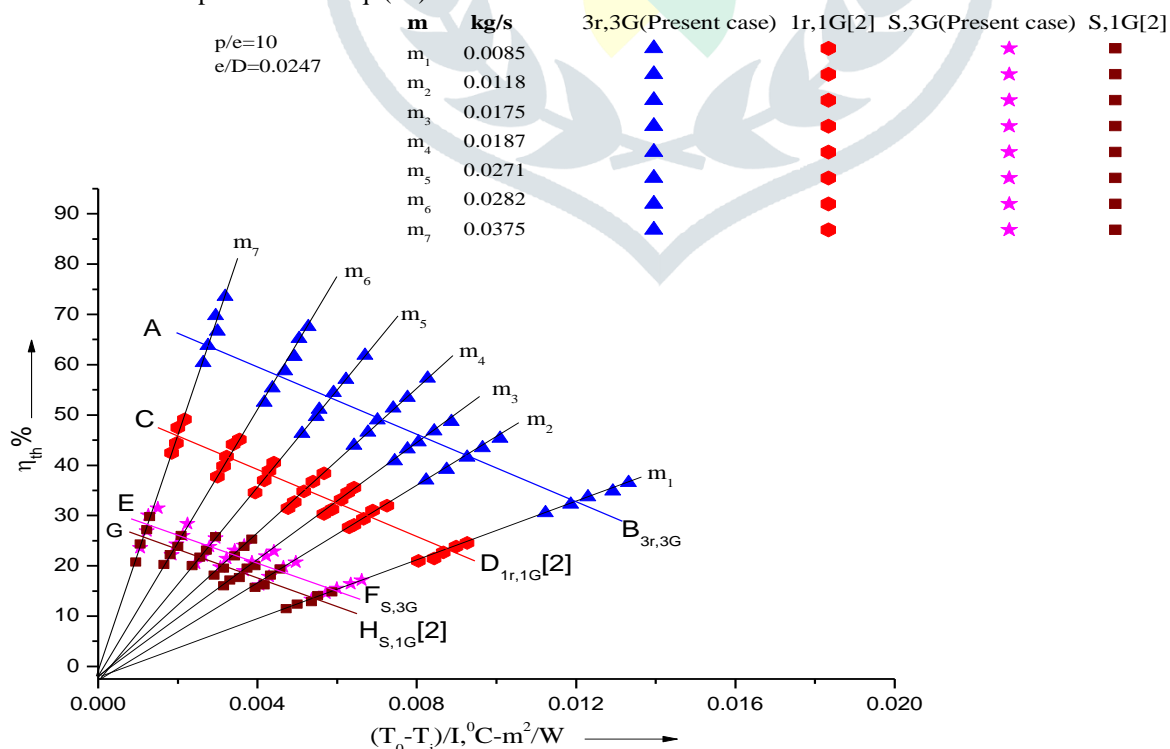


Fig.17. Performance characteristics of solar air heaters with inclined roughness element

Table- 4 Values of slope, intercept, collector heat removal factor and collector efficiency factor

	Slope, $F_0 U_L$ (w/m ² K)	Intercept, $F_0 (\tau\alpha)$	Collector heat removal factor, F_R	Collector efficiency factor, F'
3r, 3G (Present case)	8.56	0.725	0.822	0.918
1r, 1G [2]	6.50	0.536	0.545	0.591
S, 3G (Present case)	3.94	0.321	0.410	0.504
S, 1G [2]	3.60	0.291	0.391	0.496

$$F_R U_L = F_0 U_L \left[\frac{m C_p / A_c}{m C_p / A_c + F_0 U_L} \right] \tag{15}$$

$$F' = G C_p \left[\ln \left(\frac{F_0 U_L}{F_R U_L} \right) / U_L \right] \tag{16}$$

which further may be used to give the values of $F_R (\tau\alpha)$ and $F_R U_L$ to yield in the conventional thermal performance Eqs. (17) and (18), for the respective collectors written under:

$$\eta_{th(3r,3G)} = 0.822(\tau\alpha) - \left[0.822 U_L \left(\frac{T_i - T_a}{I} \right) \right] \tag{17}$$

$$\eta_{th(S,3G)} = 0.41(\tau\alpha) - \left[0.41 U_L \left(\frac{T_i - T_a}{I} \right) \right] \tag{18}$$

Figures 18 and 19 show the values of collector heat removal factor, (F_R) and collector efficiency factor, (F'), respectively for three sides inclined roughened and glass covered solar air heater as well as three sides glass covered smooth solar air heater, as a function of flow Reynolds number. It could be seen that the values of collector heat removal factor, F_R , and collector efficiency factor, F' , in three sides inclined roughened and glass covered solar air heater is more as compared to those of the three sides glass covered smooth solar air heater.

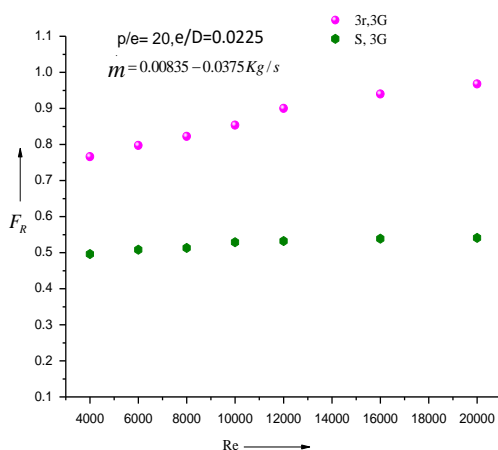


Fig.18. Collector heat removal factor in solar air heaters

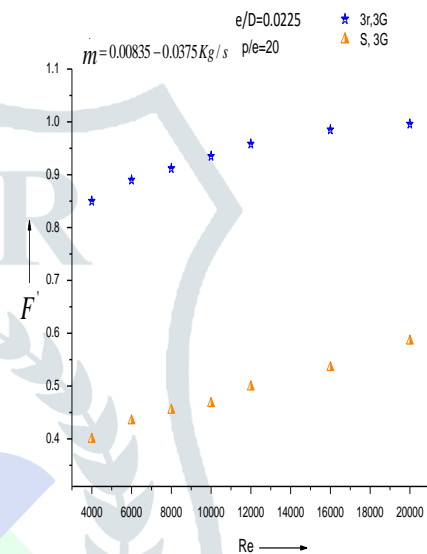


Fig.19. Collector efficiency factor in solar air heaters

The values of the collector heat removal factor, F_R and plate efficiency factor, F' , in three sides inclined roughened and glass covered solar air heaters have been found to be more by 57 to 68% and 48 to 59% respectively, as compared to three sides glass covered smooth solar air heater, within the range of the parameters investigated.

It could also be attributed that the three sides inclined roughened and glass covered solar air heater is 57 to 69% more efficient than that of the three sides glass covered smooth one.

VI. CONCLUSIONS

On the basis of the results and discussions of the present investigation the following conclusions have been drawn:-

1. The values of Stanton number and friction factor in three sides inclined roughened and glass covered solar air heater enhances in the range of 49% to 79% and 29% to 41% respectively over those of three sides glass covered smooth ones.
2. The values of collector heat removal factor, F_R , and collector efficiency factor, F' , in such collectors have been found to increase in the range of 57% to 68% and 48% to 59% respectively over those of three sides glass covered smooth ones.

3. Such solar air heaters with inclined roughness are thermally 57-69% more efficient than those of three sides glass covered smooth solar air heaters.

REFERENCES

- [1] Prasad, B.N., Kumar Ashwini. and Singh, K.D.P., 2015. Optimization Of Thermo Hydraulic Performance In Three Sides Artificially Roughened Solar Air Heaters, *Sol. Energy*, 111, 313-319.
- [2] Chodhary, Tushar and Kumar, Ashwini, 2015. Vibration Analysis of Stiff Plate Cutout, *Int. J. Of Technical Research and Applications*, 03, 135-140.
- [3] Chodhary, Tushar and Kumar, Ashwini, 2014. Effect of various concentrations of IBA and NAA on the rooting of stem cuttings of mulberry under mist house conditions in Garhwal hill region, *Indian J. Hill Farming*, 27, (1), 125-131.
- [4] AKL Srivastva, SR Pandey and Kumar, Ashwini, 2013. Dynamical analysis of stiffened plates under patch loading, *Int. J. Of Applied Mechanics and Engineering*, 18, (2), 573-553.
- [5] Kumar, Ashwini, Prasad B. N. and Singh, K.D.P., 2016. Performance Characteristics of Three Sides Glass Covered Smooth Solar Air Heaters. *Transylvanian Review*, 24, 11, 3247-3256.
- [6] Kumar, Ashwini and Alam Mahmood, 2016. A Review On Comparative Study of Thermal Performance Of Artificially Roughened Solar Air Heaters, *Int. Res. J. of Advanced Engineering and Science*, 01, (2), 4-12. .
- [7] Kumar, Ashwini and Alam Mahmood, 2016. A Study On An Optimal Thermohydraulic Performance Of Three Sides Artificially Roughened And Glass Covered Solar Air Heaters, *International Journal of Engineering Research And Management (IJERM)*, 03, (5), 226-236. .
- [8] Kumar, Ashwini, 2016. Plate Temperature and Heat Transfer Characteristics of Three sides Roughened and Boosted Solar Air Heater, *Int. Res. J. of Advanced Engineering and Science*, 01, (4), 168-172.
- [9] Kumar, Ashwini, 2016. Thermal Performance Characteristics of Three Sides Artificially Roughened Solar Air Heaters With and Without Booster Mirrors, *Int. Res. J. of Advanced Engineering and Science*, 01, (4), 161-167.
- [10] Behura K Arun., Rout S K, Pandya H and Kumar Ashwini., 2017. Thermal analysis of three sides artificially roughened solar air heaters, *Energy Procedia, (Elsevier)*, 109, 279-285.
- [11] Kumar, Ashwini, Prasad BN, Singh KDP, 2017. Thermal and Thermo Hydraulic Performance of Three Sides Artificially Roughened Solar Air Heaters, *Int. Res. J. of Advanced Engineering and Science*, 02, (2), 215-231.
- [12] Kumar Ashwini, Kumar Ravi and Behura A.K., 2017. Investigation for Jet Plate Solar Air Heater with Longitudinal Fins, *Int. Res. J. of Advanced Engineering and Science*, 02 (3), 112-119.
- [13] Kumar, Ashwini, Prasad BN, Singh KDP, 2017. Analysis of Collector Performance Parameters in Three Sides Artificially Roughened and Glass Covered Solar Air Heater, *Int. Res. J. of Advanced Engineering and Science*, 02, (3), 224-229.
- [14] Kumar, Ashwini, Prasad BN, Singh KDP, 2017. Heat Transfer and Fluid Flow Characteristics of Three Sides Artificially

- Roughened and Glass Covered Solar Air Heaters, Int. Res. J. of Advanced Engineering and Science, 02, (3), 230-244.*
- [15] Kumar Ashwini, Kumar Ravi and Behura A.K., 2017. A Review of Electro Thermal Cooling Systems with Heat sink, *International Journal of Engineering Research And Management, 04, (8), 19-23.*
- [16] Kumar Ashwini, Mahato Abhijit and Behura A.K., 2017. CFD Analysis of Solar Air Heater Having Corrugated Absorber Plate, *International Journal of Emerging Technology and Advanced Engineering, 7, (9), 575-5587.*
- [17] Lagad Rahul Anil and Kumar Ashwini, 2017. Pulse Laser Micro Polishing of Metals-Beam Technology, *International Journal of Science and Research, 6, (9), 913-916.*
- [18] Kumar Ashwini, Behura A.K., Kumar Ravi and Kumar Amit, 2017. Wire Screen Matrices Packed Bed Solar Air Heater Performance – An Exergetic and Energetic Approach, *IAETSD Journal For Advanced Research In Applied Science, 04, (4), 90-108.*
- [19] Kumar Ashwini, 2017. Heat sink design for optimal performance of compact electronic appliances - A review, *IAETSD Journal for Advanced Research in Applied Science, 04, (5), 13-21.*
- [20] Kumar Ashwini, 2017. A review of optimal radial blower design for electronic cooling system, *IAETSD Journal for Advanced Research in Applied Science, 04, (5), 41-47.*
- [21] Kumar Ashwini, 2017. A review report on robotic system for surveillance, *IAETSD Journal for Advanced Research in Applied Science, 04, (5), 66-72.*
- [22] Kumar, Ashwini, Khamkar Subhash, 2017. Effect of roughness and glass cover on solar air heater performance-A review, *Int. Res. J. of Advanced Engineering and Science, 02, (4), 46-58.*
- [23] Kumar, Ashwini, 2017. A review report for heat transfer and fluid flow Characteristics, *global journal of engineering science and research management, 4, (10), 98-120.*
- [24] Ashwini Kumar, Vipul Ranjan Kaushik, Amit kumar, 2017. A CFD Approach to Show the Performance of Solar Air Heaters with Corrugated Absorber Plate, *IAETSD Journal for Advanced Research in Applied Science, 04, (6), 46-66.*
- [25] Ashwini Kumar, 2017. Performance of Solar Air Heaters with Corrugated Absorber Plate- A CFD Approach, *International Journal of Innovative Research and Advanced Studies, 04, (11), 76-86.*
- [26] Kumar, Ashwini, Prasad BN, Singh KDP, 2018. Development of correlations of heat transfer and fluid flow characteristics for three sides artificially roughened solar air heaters, *JP Journal of Heat and Mass Transfer, 15, (1), 93-123.*
- [27] Ashwini Kumar, Aruna K Behura, 2018. Investigation for Three Sides Glass Covered Solar Air Heater with Three Sides Smooth Collector, *IAETSD Journal for Advanced Research in Applied Science, 05, (6), 53-66.*
- [28] Kumar Ashwini, 2018. Performance Characteristics on CI Engine Using Different Blends of Chicken Fat Oil, Caster Seed, Cotton Seed Oil, *Int. Res. J. of Advanced Engineering and Science, 03, (3), 205-213.*

- [29] Ashwini Kumar, Jadhav Sanket Sanjay, Rangole Vijay Balasaheb, Pandarkar Rohit Chandrakant, Patil Shubham Vikas, Thorat Narayan, 2018. *Effect Of E/D And P/E Ratio On Various Parameters In Solar Air Heater Performance*, *IAETSD Journal For Advanced Research In Applied Science*, 05, (10), 01-08.
- [30] Ashwini Kumar, 2018. *Optimal Thermohydraulic Performance in Three Sides Artificially Roughened Solar Air Heater*, PhD Thesis NIT Jamshedpur.
- [31] Ashwini Kumar, Jadhav Sanket Sanjay, Haral Ajay Shivaji, Kale Sagar Dattatraya, Gore Dhanaji Sampat, 2018. *Effect of Various Artificial Roughness's on Solar Air Heater Performance*, *Int. Res. J. of Advanced Engineering and Science*, 03, (4), 67-72.
- [32] Ashwini Kumar, Aruna Kumar Behura, Ravi Kumar 2018. *Investigation for the optimal thermo hydraulic performance in three sides artificially roughened solar air heaters*, *Int. Res. J. of Advanced Engineering and Science*, 03, (4), 162-172.
- [33] Kumar Ashwini, Prasad, B.N and Singh, K.D.P. *Performance characteristics of three sides artificially roughened solar air heaters*, *Global Conference on Renewable Energy (GCRE-2016)*, 04, 132-137, *WEENTECH-2016*, 4-6 March, 2016, NIT Patna, India.
- [34] Kumar Ashwini, Singh, K.D.P. and Prasad, B.N. *Enhancement of collector performance parameters in three sides artificially roughened solar air heater*, *ICASPCT-2016*, 17-19 March, 2016, Raigarh, India.
- [35] Kumar Ashwini, Behura K Aruna and Kumar Ravi. *Performance analysis of three sided artificially roughened solar air heaters*, *Applied Science and Advanced Materials International*, 02, 112-116, *Second Energy & Materials Science Congress: ENMAT-II*, 2016, OEC Bhubaneswar, India.
- [36] Behura K Aruna, Kumar Ashwini, Kumar Ravi and Mishra, S. *Heat transfer enhancement of three sides artificially roughened solar air heater*, *Applied Science and Advanced Materials International*, 02, 96-100, *Second Energy & Materials Science Congress: ENMAT-II*, 2016, OEC Bhubaneswar, India.
- [37] Kumar Ashwini, Kumar, Ravi, Behura K Aruna and Dixit, S.R. *The effect of roughness and flow parameters for heat transfer enhancement in artificially roughened solar air heaters: - A review*, *Applied Science and Advanced Materials International*, 02, 117-123, *Second Energy & Materials Science Congress: ENMAT-II*, 2016, OEC Bhubaneswar, India.
- [38] Behura K Aruna, Kumar Ashwini, Kumar Ravi. *Analysis of Thermal Performance in Three Sides Artificially Roughened Solar Air Heaters*, *International Conference On Advances In Refrigeration & Energy Systems-2018, ICARES-2018/18*, 6-7 April 2018, Jaipur, India.
- [39] Kumar Ashwini, Behura K Aruna, Kumar Ravi. *Performance of Collector Parameters for Three Sides Artificially Roughened Solar Air Heaters*, *International Conference On Advances In Refrigeration & Energy Systems-2018, ICARES-2018/07*, 6-7 April 2018, Jaipur, India.

- [40] K
Kumar Ashwini, Lagad Rahul Anil.
*Feasibility Analysis Of High Altitude Wind
Power System, National Conference On
Research As A Motivational Source For A
Better Tomorrow In Making Genius
(RMSBTMG-2018), 01-13, 26-27 September
2018, Kashti, Ahmednagar, India.*
- [41] K
Kumar Ashwini, Jadhav Sanket Sanjay. *Effect
Of Roughness And Flow Parameters On
Solar Air Heater Performance, National
Conference On Research As A Motivational
Source For A Better Tomorrow In Making
Genius (RMSBTMG-2018), 24-34, 26-27
September 2018, Kashti, Ahmednagar, India.*
- [42] Anil Tekale, Ashwini kumar, Swapna
God. *Automatic Fault Detection and
Protection of Three Phase Induction Motor,
Lambert Publishing House, ISBN: ISBN 978-
613-5-85178-6, Feb, 2018.*
- [43] Ashwini Kumar, Amit Kumar.
*Performance Characteristics of Solar Air
Heaters by Using CFD Approach, Scholar's
press, European Union, ISBN: ISBN 978-
620-2-31166-3, May, 2018.*