

IMPLEMENTATION OF LOW PAPR FBMC SYSTEM FOR EFFICIENT 5G APPLICATIONS

¹PoojaChaudhary, ²Dr. Ashok Sirohi,

¹M.Tech. (Scholar), ² Ph.D.,

¹ Department of Electronics and Communication Engineering,
Rajasthan College of Engineering for Women (Jaipur) (Rajasthan Technical University, Kota) India.

Abstract: As of late, filter bank multi-transporter (FBMC) has seemed incredible enthusiasm as an option in contrast to orthogonal frequencies Division Multiplexing (OFDM). FBMC plan has expanded Frequency proficiency and low out of band (OOB) outflows Compared to OFDM. In any case, FBMC still experiences high positions Peak-to-average power proportion (PAPR) in OFDM frameworks. Some OFDM-based PAPR decrease innovation has been received FBMC framework. In this paper, new advancements for PAPR decrease the proposed FBMC framework depends on its development Use phase modification (PR) and altered PR (MPR) methods Used in OFDM frameworks. Unique in relation to SC-FDMA (single bearer recurrence division) Multiple entrance), simply consolidate DFT (Discrete Fourier Transform) Spread range and FBMC-OQAM (filter bank multi-transporter with balance quadrature sufficiency tweak) just prompts the negligible PAPR (top normal power proportion) is diminished. Utilizing the single bearer impact of DFT spread, unique the state of the IQ coefficient of each subcarrier (in phase should be happy with the quadrature phase channel. So as to further build the amount decreased PAPR, we produce DFT augmentation and ITSM condition in FBMC waveform and select the one with the most minimal pinnacle power. Regardless of whether there are numerous Candidate age, the fundamental count part, for example, DFT Share with IDFT, simply execute once, in contrast to customary SI (side data) based PAPR decrease Program.

Index Terms - FBMC, PAPR, OFDM, PSNR, BER, DFT.

I. INTRODUCTION

“Greater, quicker, higher? The craving for broadband has obviously powered the advancement of portable cell systems. Then again, the effective sending of executioner applications in the previous 20 years has majorly affected the business sectors too: First and premier the requirement for un-fastened communication and in this way remote constant voice correspondence has ruled the accomplishment of cordless telephones, trailed by original (1G) of cell interchanges. Before long, joined in the subsequent age (2G), two-way paging executed by short message administration (SMS) content informing turned into the second executioner application. With the accomplishment of remote neighborhood (WLAN) innovation (for example IEEE 802.11), Internet perusing, and the across the board showcase appropriation of smart phones, information availability wound up intriguing for anybody, opening up the open door for making a business opportunity for the third executioner application in third era (3G): remote information network. The consistent following stage has been the shrinkage of the workstation, blending it with the phone into the present cell phones, and offering high transfer speed access to remote clients with the world's data readily available all over and unflinching. This is the situation of the present fourth era (4G), alleged Long Term Evolution – Advanced (LTE-A). Cell phones are, without a doubt, in the focal point of administration designs for future versatile access. Presently, is there an amazing application for 5G seemingly within easy reach?

Essential research for 5G is well under way. The principle drivers are:

- Internet of Things (IoT): The IoT will surely assume a key job yet plans of action have not begun off yet. The fundamental test is the versatility issue with more than, state, 100k machine-type correspondence (MTC) hubs in a cell under the premises of ease (underneath 10\$ per radio module) and life time (more noteworthy than 10 years). The IoT could change the manner in which we consider the To be as a human-to-human interface towards a progressively broad machine-to-machine stage.
- Gigabit Wireless Connectivity: For instance, clients may demand speedy downloads (for example from a remote information stand) of 3D spilling substance with information rates in the request of ~100 Mbit/s. Accordingly, download times are relied upon to be multiple times quicker, in this manner, in the request of ~ 10Gbit/s. Gigabit remote availability is additionally expected in huge group social events with potentially intuitively associated gadgets (cell phones, tablets, and so forth.).

Tactile Internet: It involves a huge measure of continuous applications with very low inertness prerequisites. Spurred by the material feeling of the human body which can recognize latencies of the request of 1ms exactness, 5G would then be able to be connected for directing and control situations inferring a troublesome change from the present substance driven interchanges; mainstream thoughts go from virtual overlay of setting data on a showcase, through mechanical autonomy and medicinal services to vehicle security and brilliant city applications. A 1ms roundtrip time for a run of the mill material association requires a period spending plan of most extreme 100µs on the physical (PHY) layer. This is far shorter than current remote cell frameworks take into consideration, missing the objective by almost two requests of extent and most likely some more.

From a specialized viewpoint it is by all accounts most extreme testing to give uniform administration experience to clients under the premises of heterogeneous systems administration or future little cell situations. Not exclusively should the system administrators be solid and steady to assume the test of an a lot higher per-client rate and expanding in general required data transfer capacity yet additionally to acknowledge administration separation with altogether different (for all intents and purposes repudiating) application prerequisites. Thusly, the radio access must be adaptable, versatile, content mindful, powerful, solid and productive as far as vitality and range. All things considered, with the constraints of current 4G framework, this will put further weight on the basic worth chains on which the administrators depend so as to make up for venture costs for future client administrations. Consequently, there is an unmistakable inspiration for an inventive and to a limited extent problematic re-plan of the Physical layer.

I. NEED OF NEW WAVEFORM

The fundamental speculation of this article is that, explicitly, the hidden structure standards – synchronism and orthogonality–of the PHY layer of the present LTE-A radio access system establish a noteworthy snag for the imagined administration design. Orthogonality implies that if there should arise an occurrence of flawless synchronized transmission no crosstalk happens. In addition, synchronicity implies that the senders work with a typical clock for their preparing. OFDM tweak keeps the subcarrier waveforms orthogonal even after the channel, gave the DFT window can be appropriately balanced by reasonable synchronization component, which is then close ideal preparing in a solitary cell. Be that as it may, when the orthogonality is decimated, for example by irregular access or multi-cell task, the mutilation gathers without limits in OFDM. This is expected to the supposed imitating Dirichlet portion $\sin(Nx)/\sin(x)$ of OFDM which rapidly approaches the $\sin(x)/x$ piece for enormous N where N is the quantity of subcarriers. Consequently, we trust it is smarter to surrender orthogonality out and out and control the debilitations give us a chance to talk about a few captivating models.

II. FBMC (FILTER BANK MULTI-CARRIER)

FBMC modulation scheme is a wide range Multi-carrier scheme. Subchannel modulation Executed by IFFT - similar to OFDM systems then filter through each subchannel specifically designed Prototype filter. Offers a wide range of filters In the literature, it can be adapted to FBMC [11]. The key role of this filter is that it has a positive impact Regarding the spectral characteristics of the transmitted signal. In This section first introduces the FBMC transmitter block diagram. Descriptive statistics and spectrum metrics Study the modulation signal. Prototype filter with pulse in FBMC modulationThe response of p_0 is applied to the subcarriers. These filters conform to the Nyquist criterion. Because The signal will have better spectral efficiency than OFDM signal. Filter bank multi-carrier (FBMC) has been added Interest in systems such as cognitive radio and opportunity dynamics Spectrum access. Most likely to be considered As a viable alternative to orthogonal frequency division multiplexing (OFDM). FBMC was introduced as [1] as an alternative To OFDM and improve spectral efficiency and low With (OOB) radiation. Good local waveform supply Flexible use of resources and help in both domains Increase computational complexity. However, complexity Can be greatly reduced by using a multiphase implementation [2]. Although FBMC is better than OFDM, The FBMC system also has high major drawbacks. The peak-to-average power ratio (PAPR) of the transmitted signal. Due to the overlapping structure of FBMC signals, PAPR Cannot use reduction techniques for OFDM systems Used directly in the FBMC system. Several conventional OFDM Adopt PAPR reduction technology (eg [3], [4])FBMC system. There are several research focus Reduce the PAPR of the FBMC system [5] - [8]. Reduce PAPR FBMC technology based on active constellation expansion FBMC is introduced in [9]. PTS [6] and SLM [7] are both However, they introduced a high PAPR reduction System complexity, may require auxiliary information Was spread. In [8], based on PAPR reduction scheme.

III. SYSTEM DESIGN

In the transmitter, first the parallel data is encoded utilizing a convolutional encoder and afterward interleaved. The bits are then mapped utilizing the intricate regulation letter set A, where every symbol X speaks to M bits. With the utilization of counterbalance QAM tweak, the genuine (R) and fanciful (I) portions of the unpredictable regulation symbol X are transmitted with a period balance of a large portion of a symbol span. At long last, before transmission, the symbols are covered with the end goal that they can be isolated in the receiver. No CP is utilized in FBMC frameworks to keep up orthogonality of the subcarriers. The discrete adjusted baseband signal $s[n]$ of FBMC can be communicated dependent on the mind boggling balance symbol $X_m[k]$ at the k th subcarrier during them

$$[n] = \sum_{m=-\infty}^{\infty} \sum_{k=0}^{N-1} \left(\theta_k \Re X_m[k] p_0[n - mN] + \theta_k + 1 \Im \{X_m[k]\} p_0 \left[n - mN - \frac{n}{2} \right] e^{jk(n-mN)\frac{2\pi}{n}} \right)$$

The block graph of a FBMC transmitter can be found in Fig. 1. The bitstream b is encoded to the coded bitstream c , at that point the bits are mapped to complex symbols X as indicated by the tweak letters in order A. At last Equation (1) is executed computationally effectively utilizing an IFFT and a polyphase decay of the adjusted model filters for the genuine and fanciful parts. At that point the two yield signals are time amazed and included. To appropriately plan the simple circuits of the handset chain a profound comprehension of the measurement properties of the transmitted signal must be accumulated.

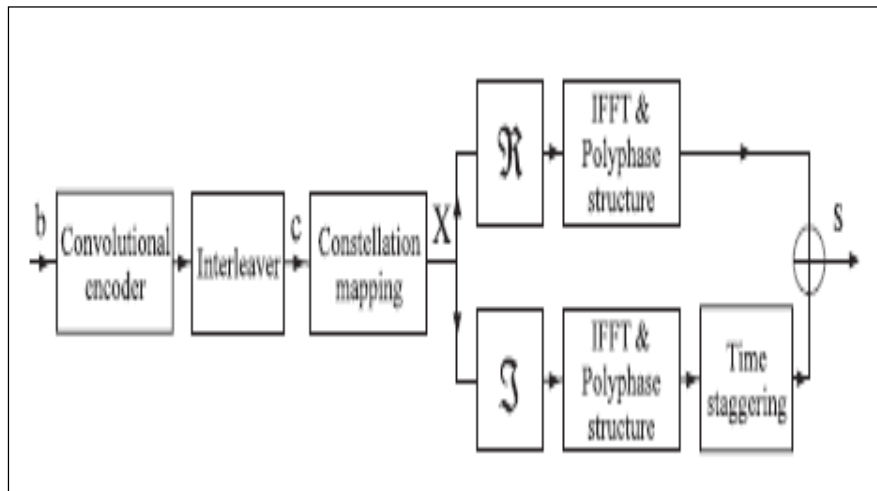


Fig 1. Block Diagram of FBMC Scheme

To appropriately structure the simple circuits of the handset chain a profound comprehension of the measurement properties of the transmitted signal must be assembled. Such examinations are particularly significant in the event of the structure of power amplifiers which need to work in a productive way. A basic procedure to depict the elements of the transmission signal $s[n]$ is to ascertain the PAPR which is characterized as

$$\gamma_1 = \frac{\max\{|s[n]|^2\}}{E\{|s[n]|^2\}}$$

where $|s[n]|$ is the amplitude of the transmission signal and $E\{.\}$ is the expectation value. The PAPR in dB is defined as:

$$PAPR(s[n])dB = 10\log_{10}(\gamma_1)$$

IV. SIMULATION & RESULT

In this work, we have modeled Simulation was done considering Wimax standard in which one RB represents 14 subcarriers over two OFDM symbols in time, containing 4 pilots and 24 data symbols. We have considered 10 MHz system with total 60 RBs. Size of OFDM block is considered to be 1024 including data subcarriers with QPSK modulation and 92 guard subcarriers at each end of the band. MIMO transmit antennas is either $M_t=1, 2$ or 4 , as will be indicated.

Table-1(PAPR Calculation OFDM)

Iteration	PAPR (MIMO-OFDM)
1	4.043113e+001
2	5.399582e+000
3	9.407558e+000
4	8.449497e+000
5	8.077563e+000
6	9.015796e+000
7	8.895236e+000
8	8.007338e+001
9	9.197113e+000
10	9.601901e+000

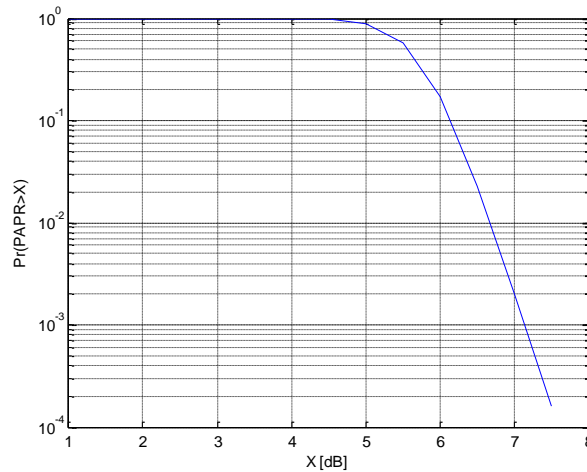


Fig 2. Graph of PAPR of FBMC Scheme

A total number of 10,000 OFDM blocks are randomly generated to produce the CCDF curves. For each block, a random complex fading channel is generated, and the beam forming matrices are chosen as the right singular vectors of these channel matrices. We first compare the MIMO-OFDM scheme with the pure (DFT-spread) FBMC and the previous DFT-spread scheme based on the simulated PAPR results. Fig. 7 shows the PAPR's CCDF curves of the schemes being compared for OQPSK with $N=128$, OQPSK with $N=64$ and 16 OQAM with $N=128$, respectively. The PAPR's CCDF curves of the DFT Spread-FBMC shows better result as compared to MIMO-OFDM System.

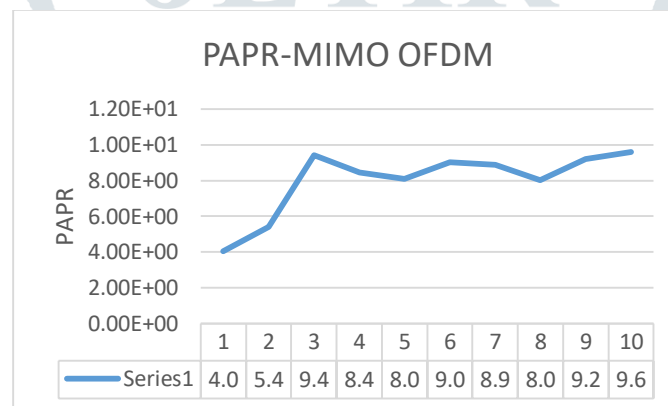


Fig 3. Graph of PAPR-OFDM

V. CONCLUSION

In this paper, we proposed a low PAPR FBMC scheme and confirmed its outstanding performance compared to the existing PAPR reduction schemes in terms of PAPR reduction gain, computation complexity overhead and SI overhead. We first derived the MIMO OFDM System for analysis. PAPR values were calculated and compared with FBMC scheme and it was found that FBMC performs superior in terms of PAPR making it suitable candidate for potential modulation scheme in 5G system.

VI. REFERENCES

- [1] T. Ihalainen, T. Hidalgo Stitz, M. Rinne, and M. Renfors, "Channel equalization in filter bank based multicarrier modulation for wireless communications," *EURASIP J. Adv. Signal Process.*, vol. 2007
- [2] J. Vihriala, N. Ermolova, E. Lahetkangas, O. Tirkkonen, and K. Pajukoski, "On the waveforms for 5G mobile broadband communications," in *Proc. IEEE VTC-spring*, pp. 1-5, May. 2015.
- [3] S.S. Krishna Chaitanya Bulusu, H. Shaiek, and D. Roviras. "Prediction of spectral regrowth for FBMC-OQAM system using cumulants," in *Proc. IEEE WiMob*, pp. 402-406, Oct. 2014.
- [4] D. Qu, S. Lu, and T. Jiang. "Multi-block joint optimization for the peak-to-average power ratio reduction of FBMC-OQAM signals," *IEEE Trans. Signal Process.*, vol. 61, no. 7, pp. 1605-1613, Jan. 2013.
- [5] C. Ye, Z. Li, T. Jiang, C. Ni, and Q. Qi, "PAPR reduction of OQAMOFDM signals using segmental PTS scheme with low complexity," *IEEE Trans. Broadcasting*, vol. 60, no. 1, pp. 141-147, Mar. 2013.
- [6] G. Cheng, H. Li, B. Dong, and S. Li, "An improved selective mapping method for PAPR reduction in OFDM/OQAM system," *Communications and Network*, vol. 5, no. 3, pp. 53-56, Sep. 2013.

- [7] S. S. Krishna Chaitanya Bulusu, H. Shaiek, D. Roviras, and R. Zayani, "Reduction of PAPR for FBMC-OQAM systems using dispersive SLM technique," in Proc. ISWCS, pp. 26-29, Aug. 2014.
- [8] A. Skrzypczak, J. P. Javardin and P. Siohan, "Reduction of the Peak to average Power Ratio for OFDM-OQAM Modulation," in Proc. IEEE VTC-spring, pp. 2018-2022, May. 2006.
- [9] Y. Zhou, T. Jiang, C. Huang, and S. Cui, "Peak-to-average power ratio reduction for OFDM/OQAM signals via alternative-signal method," IEEE Trans. Veh. Technol., vol. 63, no. 1, pp. 494-499, July. 2014.
- [10] S. Lu, D. Qu, and Y. He, "Sliding window tone reservation technique for the peak-to-average power ratio reduction of FBMC-OQAM signals," IEEE Wireless Commun. Lett., vol. 1, no. 4, pp. 268-271, July. 2012.
- [11] T. Ihalainen, A. Viholainen, T. Stitz, M. Renfors, and M. Bellanger, "Filter bank based multi-mode multiple access scheme for wireless uplink," in Proc. EUSIPCO, vol. 9, pp. 1354-1358, Aug. 2009.
- [12] A. Viholainen, M. Bellanger, and M. Huchard, "PHYDAS-PHYsical layer for Dynamic Access and cognitive radio Report D5.1," Available:www.ict-phydyas.org/delivrables/PHYDYAS-D5-1.pdf, 2009.
- [13] V. D. Neut *et al.*, "PAPR reduction in FBMC systems using a smart gradient-projection active constellation extension method," in Proc. Telecommunication, 2014 21st Int. Conf. on, May 2014, pp. 134 – 139.
- [14] C. Jose and S. M. Deepa, "Peak to Average Power Ratio Reduction and Inter Symbol Interference Cancellation of FBMC-OQAM signals," *International Journal of Engineering Research & Technology*, vol. 03, no. 03, pp. 1890 – 1894, Mar. 2014.
- [15] G. Cheng, H. Li, B. Dong, and S. Li, "An Improved Selective Mapping Method for PAPR Reduction in OFDM/OQAM System," *Scientific Research: Communications and Network*, vol. 5, pp. 53–56, Sep. 2013.
- [16] Z. He, J. Wang, X. Dy, J. Yan, and H. Xu, "A Novel PAPR Reduction Scheme in FBMC-OQAM Systems Based on Extend Candidate Transmit Sequences," *Journal of Information & Computational Science 12:3 (2015)*, 5, pp. 915– 925, Feb. 2015.
- [17] Z. Kollar, L. Varga, B. Horvath, P. Bakki, and J. Bito, "Evaluation of Clipping Based Iterative PAPR Reduction Techniques for FBMC Systems," *The Scientific World Journal*, vol 2014, pp. 1 – 12, 2014.
- [18] T. Jiang, C. Li, and C. Ni, "Effect of PAPR Reduction on Spectrum and Energy Efficiencies in OFDM Systems With Class-A HPA Over AWGN Channel," *IEEE Trans. Broadcast.*, vol. 59, no. 3, pp. 513–519, Sept. 2013.