ANALYSIS OF FORGERY DETECTION BASED ON CIRCLE KEY POINTS

S. DHIVYA[1], B. SUDHAKAR[2]

Research Scholar [1], Assistant Professor [2]
Department of ECE
Annamalai University, Tamilnadu, India.

***Abstract* :** Copy move forgery is a champion among the most notable sorts of adjusting for mechanized pictures. discovery techniques for the most part use square coordinating methodologies which gap the picture into covering squares and after that concentrate and contrast highlights with locate the comparative ones in which the important keypoints are extricated and coordinated to one another other to locate the comparative ones. In this paper we present a novel half breed approach, which thinks about circles as opposed to squares. Intrigue focuses are separated from the picture and items are demonstrated as a lot of associated circles assemble onto these focuses. we exhibit that the proposed framework can separate fakes paying little heed to whether the delivered pictures were encountered some image taking care of assignments.

***Index Terms* - Copy move forgery detection (CMFD), Circle Key-Point Detection, SURF features, Edge Detection**

I.INTRODUCTION

In the today's time of data innovation pictures are the critical bearers of the data. Catching a picture is the least demanding approach to spare the occasions. There is an accessibility of numerous easy to understand picture improvement virtual products like Adobe Photoshop, Corel Draw, portable applications like photograph programmer duplicate and glue, and so on. They are exceptionally useful however they may prompt the demonstration of fake replicating inside the pictures. The reason for this deceitful demonstration is to reorient the importance of pictures. Notwithstanding the truth, an enormous piece of the overall public utilize these instruments for plan the condition of pictures anyway these may likewise be acclimated make essential changes in the picture which finishes in false upgrades in an image which results in false translation. Manufactured pictures can be utilized at different spots like the news report, magazines and sites to delude people.

Copy move distortion used at various spots in perspective on its problematic acknowledgment. Various pros composed assorted systems for recognizing copy move manufacture. Picture counterfeit territory techniques can be segregated into two general groupings: dynamic and inactive methodology. Dynamic system requires principal information about the image. The Active procedures demand watermark or time of imprints at the period of picture verifying. Because of this necessity, dynamic methodologies limit their applications [1]. Detached systems are generally called outwardly impeded misrepresentation recognizable proof methodologies in light of the way that these procedures don't require any prior information about an image. Detached systems are isolated in five groupings which are Pixel-based, Format-based, Camera-Based, Source Camera Identification-based, Physics-based and Geometry-based.

Picture adjusting is portrayed as a kind of fake where some bit of the image is included or remembering the conclusion to control the information it passes on. Truth be told, the imitation changes the pixel regards and zone depending upon the point of view, nearby a couple of changes, for instance, turn, scaling, etc. Picture changing incorporates three sorts of fake viz. Cloning is the spot some piece of the photograph is replicated or cloned and clung on to another particular territory of a similar picture. The sole way of speculation here is to mask some essential segment of the photograph. The situation ends up being bulkier when a couple of sorts of changes are connected before remaining the space of interest and thusly, these are more earnestly to recognize as properties of the replicated and moved area continues as before. The second sort of changing fuses picture joining which is a technique that incorporates gathering specific regions from different pictures and gathering them onto a single picture. Taking everything into account, altering incorporates improvement of the image by evolving tones, separate, tumult, sharpness, etc.

II. LITERATURE REVIEW

Fridrich et al. [2] They proposed a system for perceiving duplicate move blackmail in light of broad solicitation and a square arranging way of thinking. By the by, thorough solicitation ended up being extremely eccentric and along these lines, square sorting out based strategy is gotten. In this system, the picture is confined into covering blocks for straightforwardness. By at that point, the DCT coefficients are set up for each square checked for after by lexicographical sort. In the wake of coordinating, comparative squares are seen and conveyed regions are found. In this paper, creators performed liberal modifying assignments in the picture. In any case, creators have not played out some other quality tests.

Popescu et al. [3] proposed a structure for seeing cloned districts in forefront pictures. In this paper, producers related Principal Component Analysis (PCA) on unimportant settled size squares and after that picked eigen respects and eigen vectors of each square. Lexicographical planning is related with sort the cross area into line vector shape. From this time forward, reproduced zones are along these lines seen utilizing a likeness premise. This count is extremely beneficial and strong in recognizing modified districts. The upside of this structure is the ability to see duplicate locale paying little respect to whether the photo is pressed or fuming. It is lively to weight to JPEG quality measurement 50.

Hu et al. [4] proposed an improved calculation in context on DCT. For this, a created picture is part into squares of 8x8 pixels. To each square, DCT is related and the coefficients are quantized utilizing the quantization table.DCT coefficients are created into a section vector in the scatter requesting to pack the close recurrent together. Line vector is then lexicographically sorted out and Eigen vectors are set up for every vector to perceive made areas.

Kumar et al. [5] shown a fast DCT based system for recognizing copy move adulteration. In this system, the grayscale picture is part into covering square fixed size 16x16 squares. DCT coefficients are enrolled over each 16x16 square and created into a portion vector by engineering the DCT coefficients in a blunder request. The part vector is truncated to hold only the low intermittent coefficients. These vectors are lexicographically arranged into an edge shape. By then, the relating shift vector is resolved. Squares with move respect more prominent than the purpose of restriction respect are suspected for deception and set apart with red concealing so as to recall them.

III. PROPOSED METHOD

The key goal of the proposed strategy is to find the presume locale for a CMF in the picture for further investigation. Since in copy move locale same piece of the picture is reordered on a similar picture at an alternate area. The similitude present in the districts is abused to distinguish this kind of imitation [6]. Figure 1 outlines the fundamental strides of the proposed methodology.

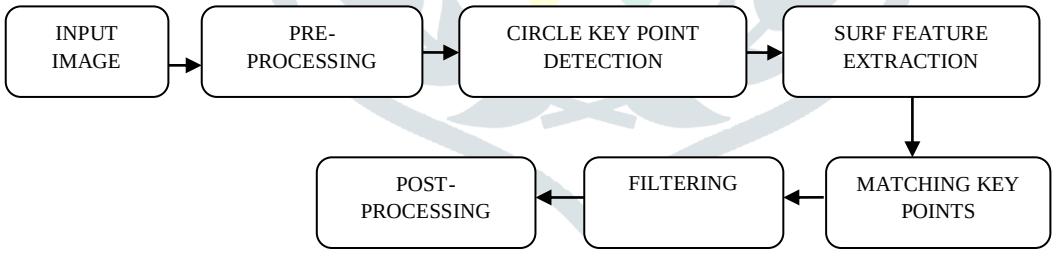

FIGURE1. BLOCK DIAGRAM FOR CIRCLE KEY POINT BASED CMFD

Keypoint based methods of CMF identification is vigorous against many post handling activities performed to sidestep the discovery system. The proposed method first we read the suspected image and pre-process the image. The image is converted into a gray-scale image and detect the key points and extract the features and find the strongest matching points and filter the image. The following are the steps involved:

Step 3.1: Grayscale conversion:

A got picture with most critical and least dull estimation respects gmax and gmin, and utilizing the sinusoidal picture control, picture separate leveling and mean magnificence are given by

$$\text{Contrast Modulation} = \left(\frac{gmax-gmin}{gmax+gmin} - (1)\right)$$

Step 3.2: Background

Wiener channel is utilized to channel the picture. It clears the extra substance clamor and switches the obscuring meanwhile. The Wiener filtering is perfect similar to the mean square bungle. Toward the day's end, it restricts the general mean square botch during the time spent turn around filtering and uproar smoothing. The Wiener filtering is an immediate estimation of the main picture.

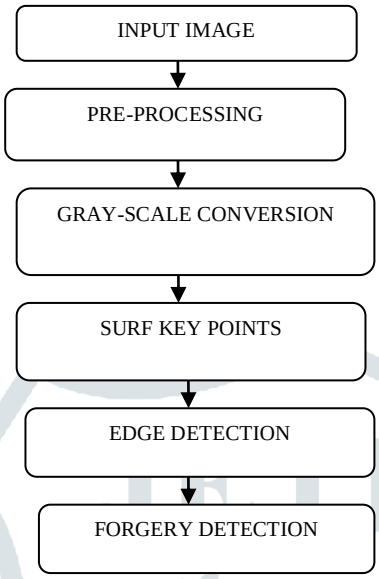

FIGURE.2. FLOW CHART OF THE PROPOSED METHOD

Step 3.3: Circle Key point Extraction

Adjacent features and their descriptors, which are decreased vector depictions of a close-by neighborhood, are the structure squares of various PC vision. Their applications fuse picture selection, object area and gathering, following, and development estimation. Utilizing neighborhood highlights empowers these estimations to even more plausible handle scale changes, turn, and impediment. Neighborhood features suggest a model or unquestionable structure found in an image, for instance, a point, edge, or little picture fix. They are typically associated with an image fix that changes from its snappy surroundings by surface, concealing, or power. Cases of neighborhood features are masses, corners, and edge pixels.

Step 3.4: Speeded-Up Robust Features (SURF).

The limit sets the Orientation property of the significant centers yield thing to the bearing of the expelled features, in radians. The usage of a MSER Regions object with the SURF system, the Centroid property of the thing concentrates SURF descriptors. The Axes property of the thing picks the size of the SURF descriptors with the ultimate objective that the hover addressing the component has a domain relating to the MSER oval zone.

Step 3.5: Edge Detection

To assess the significance and bearing of an edge Prewitt is a correct way. Disregarding the way that exceptional inclination edge disclosure needs a dull figuring to assess the heading from the sizes in the x and y-bearing, the compass edge divulgence obtains the course truly from the part with the most raised reaction. It is confined to 8 potential headings; despite data exhibits that most prompt heading appraisals are next to no dynamically faultless. This edge based edge locator is surveyed in the 3x3 neighborhood for eight headings. All the eight convolution shroud are resolved.

Step 3.7: Forgery detection

Fabrication identification module can dependably recognize fashioned and altered photographs among the numerous records accessible. An epic component of this module is the ability to recognize controlled pictures on examination of JPEG pictures.

IV. RESULTS AND DISCUSSION

In this section we evaluate the proposed methodology on dataset Media Integration and Communication Centre (MICC) MICC-F220 and MICC-F8Multi. The presented methodology has been executed in Windows 8.1 Pro©2013 Microsoft Corporation and Intel(R) Core(TM) i3-4005 CPU @ 1.70GHZ with the tool MATLAB2014a. Here I have taken random image datasets from MICC and analyzed for forgery detection.



Figure 3)Input images

Figure 4) Filtered images



Figure 5) Contrast stretched images



Figure 6) 100 Strongest points in images



Figure 7) Edge detection

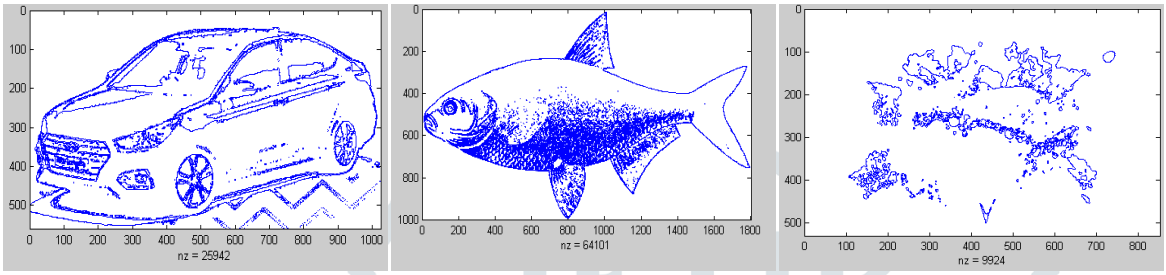

Figure 8) Forgery detection

The Figure 3 and Figure 4 show the sample images taken for the processes. The input colour image is converted in to the gray scale image and it's filtered using the wiener filters. The contracts for the image can be improved as shown in the Figure 5. The Figure 6 shows the SURF extract points of the input image. Here, the SURF points of 100 strongest feature points from Input image by stretching the range of intensity values it contains to span a desired range of values between 0 and 255.

In Figure 7 an edge locator to a picture may prompt a lot of associated bends that demonstrate the limits of articles, the limits of surface markings just as bends that relate to discontinuities in surface direction. The determinant of the Hessian grid is utilized as a proportion of neighborhood change around the point and focuses are picked where this determinant is maximal. As opposed to the Hessian - Laplacian locator by Mikolajczyk and Schmidt, SURF likewise utilizes the determinant of the Hessian for choosing the scale, as is additionally done by Lindbergh. The base pictures are removed from the first picture as appeared in Figure 8.

V. CONCLUSION AND FUTURE WORK

While experiencing the different papers on computerized picture forged, which portrays a system for recognizing duplicate picture counterfeit in the advanced picture, it has been seen that a game plan of work has been done as copy move fake distinctive confirmation. This paper proposes a technique to recognize the coercion controls in pictures.100 most grounded focuses in the pictures are identified as imitation picture. In future planning to work with 300 strongest point detection with forgery detection images and calculate the forgery values.

REFERENCES

[1] D. Kundur and D. Hatzinakos, "Digital watermarking for Tell-Tale Tamper Proofing and Authentication," in proceedings of the IEEE, July 1999.
[2] J. Fridrich, D. Soukal, and J. Lukas, "Detection of Copy-Move Forgery in Digital Images," in Proceedings of Digital Forensic Research Workshop, pp. 1-10, August 2003.
[3] A. C. Popescu and H. Farid, "Exposing Digital Forgeries by Detecting Duplicated Image Regions", Technical Report, TR 2004-515, Department of Computer Science, Dartmouth College, 2004.
[4] Jie Hu, Hu, Huaxiong Zhang, Q.Gao and H.Huang, "An Improved Lexicographical Sort Algorithm of copy-move forgery Detection", in 2nd, 2011.
[5] Mukherjee.S, Kumar.S and Desai.J "A Fast DCT based Method for copy-move Forgery Detection", in proceedings of Image Information Processing, pp.649-654, 2013.
[6] Rupal Amit Kapdi and Neetu Yadav, "Copy Move Forgery Detection Using SIFT Features- An Analysis," Nirma University Journal of Engineering and Technology, North America,vol-4,, Aug-2015.
[7] Irene Amerini, LambertoBallan, RobertCaldelli, AlbertoDelBimbo and GiuseppeSerra,"A SIFT-based forensic method for copy move attack detection and transformation recovery" IEEE Transaction on Information Forensics and Security" 2011.