

Interpreting Place Attachment – The link between Emotion and “Sense of Place”

Geetanjali Kapoor

Associate Professor,
University Institute of Architecture,
Chandigarh University, Mohali, Punjab, India.

Abstract: Architecture can activate emotions. Diverse design pieces of architecture can accelerate sentiments like happiness, pride, gratitude, or pessimistic state. Likewise, various types of buildings can induce astonish or can leave a positive impact on one's mood. It becomes substantial that how designing of a place is done to accelerate for a sentimental reaction in its users. An emotion or a sentiment in architecture can commonly be connected to how well an architecture oozes a “place sense”. The sentiment or emotion evoked by a specific architectural design piece can be mended by its “Place Sense”. Usually, sense of place can assist the architecture to perceive a form of a character and this character can help to activate the sentiments and emotions in occupants of a specific building design because it relates with the occupants. Now a days the themes such as place sense, attachment to a place, place uniqueness, defining a place, has contributed in theory and many studies related to architecture and field of urban design specifically in the domain of environmental psychology. It is quite evident that in different themes and concepts, a wide range of aspects of communication between a person and a place and the impact that places leave on humans has been brought forward. This paper describes the diverse ideas of place sense and discusses the various factors that leaves impact on them. Sense of place is an integrated idea which means feeling places, perceive the places and defining attachment to them. By knowing the basic aspects of place sense, it can be productive in examining the stages of people – place attachment and inclination of public toward places. This paper further reviews the interplay between architectural design and human psychology and it's is significant after analysing the role of emotions in Architecture.

Index Terms -Architecture, Design, Psychology, Sense of place, Emotion.

I. INTRODUCTION

It has been the subject of many researches to study about place and to experience circumstances since many decades and with the same view many researches were looked upon for investigating the effects on occupants by the place and also on the quality living. It has been observed in recent studies that “placelessness” causes prevalence of depression, distress and emotional setback. The overall development of societies of people and respective lifestyle changed in the recent years, increases the inclination of professionals like architects, designers and planners and also enhances the role of design tool to shape the environment and responding to user's expectations becomes substantial for them. So, it becomes a matter of concern now for a researcher to know how to build an environment according to human behaviour and thus numerous themes have been formulated.

1.1 Materials and Methods

In recent years the major ideas of place sense had been thoroughly studied in architecture, topography, urban design and planning. In the fields of psychological, cultural and social sciences the theme of place sense has different meanings. Research is made tough by the connection within the idea of place sense and impression issues, recognition, social links and attachments. Space is converted into a place by a factor known as “sense of place” with special behavioural and emotional attributes of individuals. As compared and pointed by the other literatures of modern environmental psychology of urban design and architecture, it leads to the idea of attachment to the place. The emotional or sentimental attachment to physical/materialistic place was never ever a subject of study for researches before 70's. In the last two decades, aspects such as territory, private space, meaning of place, role of space for public category were the concern of people and researches related to places. By paying serious attention to the influence of increasing interest in the social effects of places and culture on places e.g., the design idea for the old age category, homeless, children, and a variety of social and cultural categories, so, because of this, place sense is the focus of many studies. Numerous researches are done in the field of place connection in which ideas such as memories of childhood, holding, different scales of place of people from house level to neighbourhood were studied. By giving the weightage to the above two discussed ideas and concepts, this paper is focussing on an integrated term of this theory in literature of urbanism and architecture and further describes factors that leave impact on them. Thus eventually, it focuses on the connection between the two main concepts.

1.2 Forms of Intimacy of Humans with Places

Basically, there are three dimensions to define the forms of interaction; Cognitive or reasonable, behavioural and sentimental or emotional interaction between humans and places. Spatial perception leads to cognitive aspects of the interaction and during that, environmental elements are known by people and those elements are used them to search their route. Interaction behavioural factors are linked to functional and activities connection of occupants with the environment. Satisfaction and attachment to place is led by emotional interaction with place points. This fact creates a link between individual and components vigorously. The main tools in this matter are people perceiving their own experience. As explained in table 1, places with formal aspects pointed to cognition intimacy. Impression on the environment of different types of activities and the functional aspects are considered in behavioural intimacy. Eventually, in connection to emotional or sentimental intimacy, emotional or sentimental meaning or term of places is considered.

Table 1: Various human intimacies aspects of environment with different components of places in its association

	Relationship Types	Relationship Details	Components of Place
Intimacy between places and humans	Cognitive	Common impression in order to comprehend the form of orientation and space	Form
	Behavioural	Perceiving the various capabilities of space to prevent the demands	Role/Function
	Emotional	Perceiving the contentment and attachment to a place	Definition/Meaning

Table 2 : Various Approaches in concern to the places

Approach	Main Consideration	Theorist
Phenomenological	The feel of place, the idea of indoor and outdoor – descriptive	Noberg- Sculz, Relph
Critical	Deliberation of Socio-cultural and economic structures	Messy
Positive	focussing to functional and physical components of place – pointing/objective	Canter

1.3 Different Scales of People Intimacy with Places

Shamai describes five important levels for places that showcase place sense in relation with every person. This shows, attachment to points of places to a multiplex concerns of a place with person. In this regard, places are meant to be for people and how difference is being felt from other places. According to Coalesce's explanations of place: Shows flow and mix of every person with various places. Level of a place shows the exact behaviour of persons. Level/scale sacrifice for place is considered to be the top most level/scale of place sense and individuals possess deep dedication to place. At this level, humans lock their own personal concerns for wider concerns of place. According to Cross, place sense can be described as a combination of link of place with social activities. Cross collaborated the links of place in spiritual, ideological, biographical, narrative, materialized and relied upon. According to Hummon, the difference within a range of varied classes of place sense over community sentiment in a theory. These included alienations, rootedness, relativity, and placelessness. Individual's contentment, identification, attachment and link to societies caused varied types of place sense which change among people.

1.4 Differentiating various Approaches to the Concept/Idea of Place

The review of literature regarding the fundamental of place tries to lead three main approaches: Phenomenological/intentionally, Critical/analytical, and Positivist/optimistic as shown in table 2. The process of place follows concepts of Husserl. These approaches influence many of the studies based on research. The research related to Subjectivism and phenomenological interpretations about places are explained in quite a strong and obvious way, but have been charged to experiences of individual and inability of rationalization. Positive and optimistic approaches, related to environmental behavioural research studies, try to rationalize the concepts based on place from experiences of person to person. These are recognised by investigating the traditional suppositions and methods of quantitative based approach.

1.5 Place Sense

Recently, the concept/idea of place sense has been studied in architectural and urban design research and in geography and the theme of place sense has quite wide and manifold inferences in the domain of sociological, scientific, socio-cultural and psychological/mindful studies and researches. Inter-connection of place sense with social aspect, identity, concepts, viewpoint, attachments/links and other different applications of psychology leads the study so complicatedly. Place sense is an idea which changes a place with prototypical space with extra-ordinary practice and human senses for specific individuals. So, there is a link to a place which can be understood by daily activities, symbols and signs attached to it. In an individual living place, this sense can be created and be extended along person's life. A sense of place is influenced by individual and collective values, individual behaviour and social values can be affected by sense of place. Usually, people according to their sense of places participate in social activities (Canter, 1977b). The link between human, his image and environmental features is described as sense of place. This theory is penetrated in human's subjective experience like memories, history, traditions, Society and culture, and on the different hand, it is affected from environmental description and objective along with external influences like Smell, view, noises that these carry numerous connections to a place. Therefore, place sense is a complicated theory of sentiment/emotion to the person's environment and attachment, in turn formed from acceptance by people and place uses. It explains that place sense is not a fixed process, but is formed by communication with people and places. Thus, people deliver few prejudged views to places in which they live.

1.6 Place Sense Forming Factors:

In continuation of previous discussion, subjective perception of people is sense of place of their overall environment or atmosphere with the emotions for places. Thus, place sense has both emotional and descriptive aspects of the environmental realizations. This depicts that the idea of place sense is a comprehensive concept of physical and psychological aspects. A built environment is formed of a mix of physical and social aspects. So, the connection is mutual within the place and people. Everyone perceives both positive or negative meanings from the places and then communicate some definition to it. Steele says, place sense is the realization people induce to places of all that things. Thus, in review of literature, it is quite obvious that the factors which make a place sense, are

bifurcated in two classes: perceptual and reasonable factors; physical features or characteristic. In this manner, reasonable factors incorporate the sense which humans perceive from a place. So, sense of place can't be called

Fig. 1: Place Sense Factors by Steele

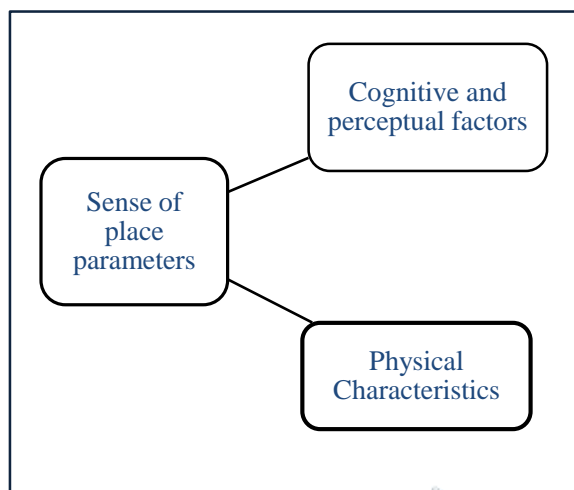
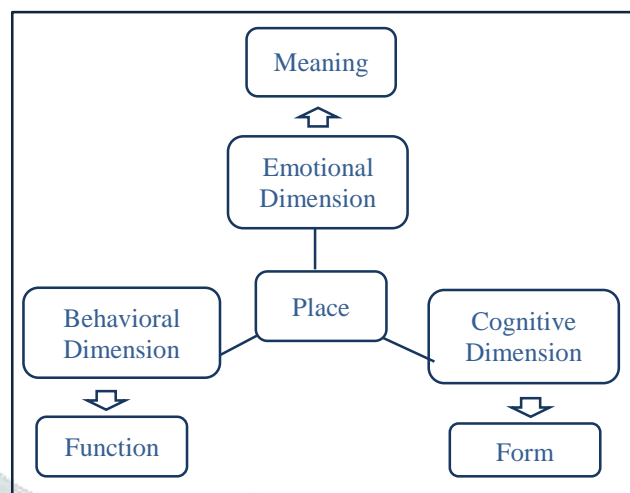


Fig. 2: Creating spaces Dimensions by Jorgensen



only as an emotional or sentimental place sense. It is a reasonable emotional composition which everyone can give a meaning to individual's perceptions. Thus, the place sense carries the emotional/sentimental link of people with place and is dependent on the cognitive/reasonable theory. Resultantly, it can also be perceived that it is the connection between variety of people, based on their realizations, their conceptual background, the respective motivations, and corporeal features of the built atmosphere and thus diverse classes of senses have been formulated. According to Jorgensen, in a different study on the concept of "attitude", place has three main dimensions for place. The emotional dimension where people's feelings about place are the symbol, the cognitive dimension is their beliefs for that place form and dimension of behaviour is their function in a place. Therefore, creation of elements like form, meaning and function of a place correspond to cognitive/reasonable, behavioural and sentimental/emotional dimension. The literature review depicts the environmental physical characteristics that do not direct to isolate within different variety of places but also leaves impact that how a place should be defined that people perceive for different places. According to Steele, the physical attributes are, which leave impact on place sense as: scale, size, diversity, components, decoration, texture, colour, sound, odour, temperature. Steele further explained that history, identity, mysterious, fun, pleasant, security, wonderful, memory and vitality also leaves and impact on the way places are communicated by people.

1.7 Different Scales of Sense of Place:

Stedman says that place sense as a group of meaning of symbols, satisfaction along with the connection, and how individual or people get the spatial fitting. Review of literature reveals that place sense has various levels. The Author Hummon explained amongst a number of various categories of place sense and community emotions and sentiment. This includes alienation, rootedness, placelessness and relativity. He also observed the satisfaction of people, attachment and identification to societies invite various kinds of place senses that get diverse in individuals. On the other hand, according to Cross, he defined place sense as a mix of link with social activities and place. Cross grouped the links with place in commoditized, incorporeal, biographical, recital, thoughtful, and dependent. There are three main belonging according to Shamai: Belongingness with a place simply it is attachment to a place and ultimately it is a dedication towards a place stage. Further he categorically explained seven levels. First level according to him is knowledge of getting situated in a specific place: at this particular stature people get comfortable and get close with the place; they recognise the place signs but they don't possess any specific sentimental link to that specific place and place symbols. Therefore, they don't merge the place within themselves. The level where place belongingness is discussed, humans also have an emotional link with the place but are not simply close to that place. At the same situation, individuals differentiate the sign of place and in in opposite to the earlier situation those signs are admired. Next level is Place attachment: people have a profound relationship out of emotions with the place. The place carries important meaning and also makes importance to individuals. In this manner, the specific place has distinctive recognition and psychology of the people via its esteemed signs. Recognizing the aims of place at this stage, place is combined with the people; in addition to this, the place goals are identifiable by the individuals. The people are quite contented also by these aims, and therefore they carry a profound closeness to the places. Participation in a place level, users possess an energetic responsibility in the place. Their own resources and assets are invested like time, talent, or capital in the place with vibrancy. In contrast to previous stages therefore, that were majorly based on viewpoint, this level is probed mainly through the people in the real manner. Lastly, compromise for the stage of a place is also the top most point place sense. Most profound dedication to the place is a very important feature of this stage. Individuals would tend to compromise of significant aspects and values like freedom, welfare or life quality itself.

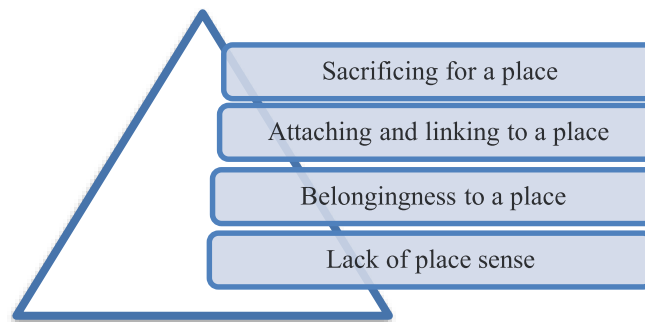


Fig 3 Sense of place: Different scales (source: shamai , 1991)

1.8 Attachment to a place

Attachment to a place is sentimental effect of a place which people get intimated by sentimental, cultural and social ties. Due to this regard, attachment to place signifies a place connection that is created by providing the sentimental explanations and a place specific common sense or a periphery and this describes how places are received by individuals and how places are connected by them. (Altman and Low, 1992). The link or connection to place attachment is one of the dimensions of positive emotional attachment and total place sensitivity that develops between individual and place (Stedman, 2003b) and signifies the susceptibility to a specific physical stage that joins people to susceptibility of place. Thus, a place's positive feel is the result of positive belief system and sentiments that individual creates in place connection and define it (Rubinstein, 1993). In this phenomenon, individuals grow their connection with the place and others. A straight connection of place link rate and place interest of individual. It can be observed when a person gets attached to a place, he carries more care for it (Mesch and Monar, 1998). This is evolved from intimacy and activities in the particular place within individuals - place and human-human. (Relph, 1976; Altman and Low, 1992) and with two-sided association of experiences, information, beliefs and conducts with a specific place (Proshansky et al., 1983). At the same time, place link, is the focus on sentimental transmission with based on place itself and when intimacy happened while place facing, it is link based concept and belongingness to community setting than only place dedication (kyle et al., 2004), therefore this is quite close to social link and place susceptibility.

II. ANALYSIS: PLACE ATTACHMENT AFFECTIVE FACTORS

A review of literatures analyses that promotion and creation of place link is influenced by various factors are discussed as follows:

2.1 Physical factors

Many researches performances by researchers on place link field dependent on corporeal place. The above studies tend to strive to clarify answers on such questions like; why this place is more valuable to people and which one is this? Discussions witness that both social and physical characteristics perform the similar acts in formation of place attachment. Stedman (2003a) observed role of corporeal place on place link and pinpointed to its straight act on contentment and at the same time its indirect role on place attachment, it diverted from symbolic definition of place. Rest of the characteristics that are pointed include: place status in urban setting, place setting and bed, facility and services, and its environmental connection and others.

2.2 Social factors

Actually, psychology of environment includes social dimensions too rather than only related to physical place. Positive relationship between personal satisfaction and physical place concerned to social interactions, so, in the social based experiments and intimacy that facilitates logic and definition to that specific place for people. Thus, two main substantial characteristics are: place attachment connected to residing place and span of time. Physical/incorporeal features are made just one aspect or dimension of it. Therefore, social interaction significance should not be avoided. People participation, network engagement and cultural intimacies enforce place attachment according to some researchers' belief system and are equivalently carries more value than physical or corporeal place.

2.3 Cultural factors

Communities, people of societies and families and other related cultural groups are common in attachment to place. Attachment to a place concerned to the activities done by people culturally needed settings.

2.4 Personal factors

Attachment to a place is different for every individual. Humans select and connect to place because of their own awake approaches that outcome from characteristics of a person and other factors. A more significant factor is individualism in social diversion and the way to create communication of social interaction that are received as mental identities based on prime approaches. "place reflect differences, identities and competitions in diverse groups based on gender, class, race, ethnic, and culture and indicate individual political tendencies, power, liberty, interest and social system and common interests in consumption motives".

2.5 Memories and experiences

Eventually, attachment to a specific place came in place when powerful, long period of time in that particular place was experienced by people and in this process, extensive definition is served by this place. A factor highlighted by Tuan (1974) was rooted in place that is integrity and correlation of place and individual. According to Hidalgo and Hernandez (2001) place attachment was not only a bare minimum place which was diverted from development period of communication and memories in those areas. We recall a place where we experience favourite times and our experiences are the base how we feel about that place and it refers a symbol that how we experienced that place. Marcus (1992) did research on place memories from paintings of the students, childhood recalled by adults and residential memories by elders. As according to his opinion, sense of identity is built in people by themselves depending on social interaction experience and where the events take place and dreams are formed out of them. This experience felt in chosen residences and people memories and places they as that feeling took place in that place and in such sentimental interaction with place is experienced differently by everyone.

2.6 Place satisfaction

Emotional connect between place and person and place depends on individual's satisfaction about place and it is being assessed. Its rate depends on person perceptions of quality and security (physical, social, emotional) and place satisfaction and such perceptions are conscious, unconscious, subjective, objective, social or personal and concludes in safety and growth of place. Theory of attachment displayed that not strictly but possibly it came into place to fulfil people requirements and assurances about place. Thus, the most significant one dimension discussed was satisfaction about place, as expectation is needed by place which is to be fulfilled. Theory of attachment to place points that place- people connection developed due to their expectation about that place as they had earlier experience and their reasonable phenomenon. Thus, satisfaction about that place depends on the logic and cognition. Contentment factor based on factors like amenities, adaptation of place, with performance and setting sustainability, visible features and management, economic significance of place, alike unit resident's image and social setting of place and architectural and urban planning features and social connections.

2.7 Features of Interaction, communication and activity

This is one of the substantial factors of place that composes a vital charge in encouraging the attachment to a place. The main factors are: 1. communication, interaction of place and people, activities and intimacy ,2. Interactions of person to person. This is penetrated in person's interaction within the physical and social place in the shape of definition, behavioural and emotional, psychological communications result in attachment to place. Which in response the activities related to place end in defining the place and eventually defining place results in attachment to place. Researches showed that attachment to a place encouraged even with recurring events and celebrations or constant activities dictated on places.

2.8 Factor of Time

Already discussed earlier, that in increasing attachment to a place, time factor or long-term stay plays a substantial role and this finding was promoted by many authors. Time factor is elevated as a predicted feature of attachment to a place among persons and kids and it was covered in attachment speed and process both.

III. PLACE ATTACHMENT: INDIVIDUAL'S' PERSPECTIVE IN ARCHITECTURAL CONTEXT

3.1 Sense of Place in Architecture:

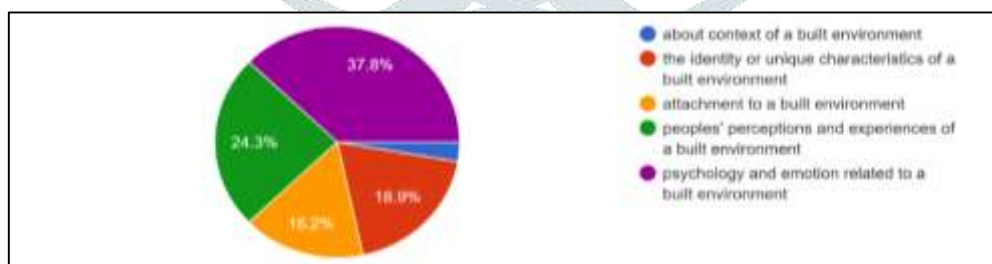


Fig 4. Sense of place: Different Contexts

Based on primary survey analysis, it has been observed that it is quite evident that psychology and emotion related to a built environment is the most affective factor for place attachment followed by perceptions and experiences an individual carry for that specific place.

3.2 Emotional Dimension of a Place relates to:

It has been further observed that all the dimensions including behavioural, cognitive, form and function of the place affects equally in attaining place attachment.

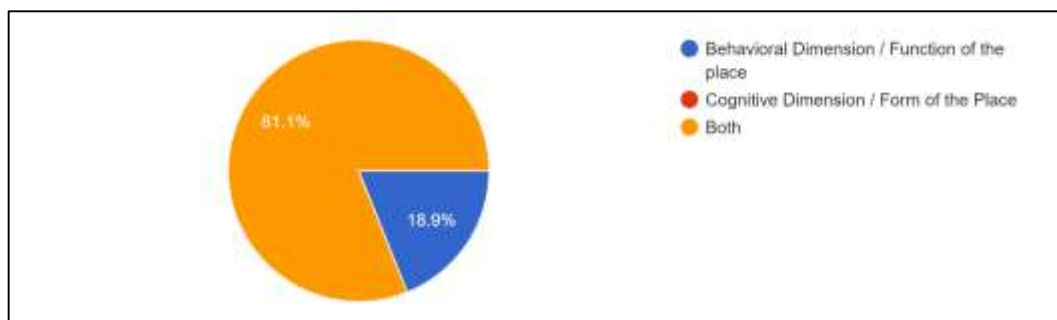


Fig 5. Sense of place: Emotional Dimension

3.3 Important Place Attachment effective factors are:

The following graph based on questionnaires and interviews shows that there are various tangible and intangible factors that affect the extent of attachment and how people feel and experience that specific place with the passage of time. This further define that place sense is connected to the memories people evoke while getting attached with that place.

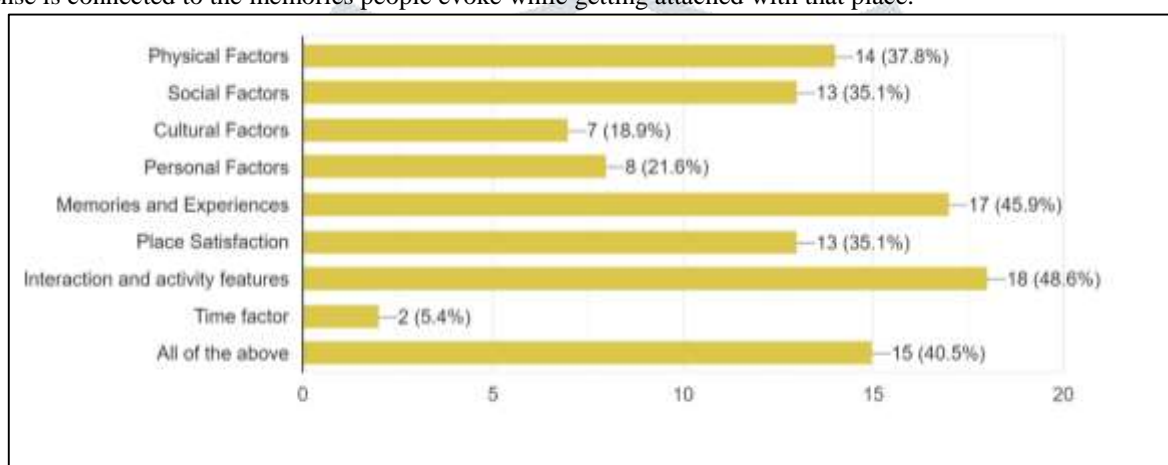


Fig 6. Place attachment Factors

3.4 "Place sense is a category of people sense related to a specific place that forms by place-person relationship" and People feel relieved and secured in a place to which they are emotionally as well as Physically attached

IV. RESULTS AND DISCUSSION

Earlier researchers of human geography and psychologists related to environment were studying the connection of places with people emotions. Few authors gave specific attention on theories based on place and believed that a special definition has been featured to places and emotional relationship between occupants and places form that place. The other scholars amended this connection depending on the human daily life; this approach is the beginning of ideology and place meaning. According to Tuan, all place geographies with its natural properties has a character and spirit. The concept of place is attributed to specific mankind. To limit this theory to a non-literal definition that is substantial for few architects of modern era, protected them to highlight the ideas that is experienced by people in their lives. Tuan says that it is not a bare minimum experienced visually but it is also collaborated with different senses perceived within places. The place structure is a geographical location only without people and only with human existence, the concept of place is signified. According to Tuan's definition, the place with general status is first of all are symbols of place generally and how individual experience the place. The first and foremost factor which affects is spatial structures and after that is affected day to day experiences by people. It became very important for Tuan, so he names the second definition as place. "Topophilia" term also becomes significant. This theory makes a powerful relation of person with environment concerning of emotional, mental and reasonable aspects. The most important concept in connection of place with people is attachment to places. When people have a positive sense, the researchers call this concept in relation with place. During this entire process, when people feel the importance of the place, the attachment to place evolved. The link and connect with a place are more than just an emotional experience of place according to Altman and in addition to that, the people-cultural belief system gets affective too. The connection develops in the life time and this long-span experience of place develops an emotional bond. In some studies, place is referred to the place quality or judgement of personal value opinion about physical properties of place which is referred in opposite with "placelessness". Normally place is a space which refers to individual, cultural and social process. In fact, humans out of their feeling, social bond and emotions change space to the concept of place. Place can be defined as three characters mainly physical parameters, geographical location, and image that comprised of value and definition. Relph and Canter ideas depict that places are confined of three main characters exist like activities in it, formal characters with the proper definitions. In fact, creation of places also known as social phenomenon which is procured from social activities and interactions happening in. Places have a vital role in promoting community-based bonds among various urban societies. Thus, Low and Altman refer that places contained of social, cultural and individual relationship.

V. CONCLUSION:

As derived after this study, place sense is a category of sense of people related to a particular place that forms by the relationship of place and person. According to different relevant studies, this is a considerable point that activities by people, other physical factors and concerned views, concepts and ideas concerned with the respective places are tedious factors that control sense of place structuring together with place and person reciprocity. According to some different literature the emotional place and person reaction also matter. This matter of fact is concluded on earlier life experience, sensitive, personal, behavioural, and cognitive structures. As people made cognitive, sensitive, social, behavioural concept and categorized entire their fresh experiences worked on this concept. People perceive and also remember all of events and desires because of this individual-plan. During individual-made phenomenon the demands of people and projections were balanced and when an entity or body countered with these demands, everyone feels relaxed and stable. People continuously moving on to meet their demands broadly or specifically and end in desires and attachment of living with each other. As compared to the above-described stuff and interacting with a materialistic place and watching its ongoing activities and prominent terms, people create delicate place relationship. In addition to this, the specific feeling helps to describe a person's condition in that place and describe a human being's behaviour in place. It is obvious that as human being perception about that place characteristics (Activity, physical, conduct and definition) increases, thus, person's place sense becomes more strengthened and influential. But person sense to that place is the significant point. Other than this the other different factors like age, sex, experiences, cultural ways, knowledge status play important functions in making this sense. A bundle of these aspects ends up in human being's varied sense and response due to variety of places and in response to this, these senses can be both ways either negative or positive. If people have sense which is negative for a place, he might not like to get acquainted to that place or he may feel reluctant to it, and on the other hand, when an individual has a positive sense for a place it shows people like to be present and stay in that place and feel cosy and also get attached with this place. Therefore, the visual of place becomes indispensable for the individual and feels connected and concerned for that particular place. It is evident that if an individual spends most of the time in that particular place and form more connection, his sentimental feeling for that place enhances too. So, on the basis of above discussed facts, place sense is sub-categorized by place attachment. Eventually it has been witnessed that in place-person intimacy, if individual's place sense procures as the entire sense for that place, then place attachment is person's positive feeling for that particular place.

REFERENCES

- [1] Altman, I., Low, S. (1992). *Human behavior and environments: Advances in theory and research*. V. 12, Place attachment, Plenum Press, New York.
- [2] Bondi, L. (1993). Locating identity politics, In M. Keith and S. Pile (Eds.), *Place and the politics of identity*. New York: Routledge, Chapman and Hall.
- [3] Brown, B.B., Perkins, D.D. (1992). Disruptions in place attachment. In I. Altman, and S. Low (Eds.), *Human behavior and environments: advances in theory and research*. Volume 12: Place Attachment (pp. 279–304). New York: Plenum Press.
- [4] Canter, D. (1977a). *The Psychology of Place*. Architectural Press, London.
- [5] Canter, D. (1997b). The facets of place, In G. T. Moore and R. W. Marans, (Eds.), *Advances in Environment, Behavior, and Design*, Vol. 4: Toward the Integration of Theory, Methods, Research, and Utilization. New York: Plenum, pp. 109-147.
- [6] Chawla, L. (1992). Childhood place attachments. In I. Altman, and S. Low (Eds.), *Human behavior and environments: advances in theory and research*. Volume 12: Place attachments (pp. 63–84). New York: Plenum Press.
- [7] Childress, H. (1994). *Place, narrative, and relationship: a new approach to place attachment*, in: *Environmental design research association, banking on Design?* Proceedings of the 25th Annual Conference of the Environmental Design Research Association, 55–61 (San Antonio: Texas).
- [8] Cross, J. E. (2001). *What is Sense of Place, Research on Place and Space*, Website Retrieved 12 Mar. 2003, 20 Feb. 2003
- [9] Gieryn, T.F. (2000). A Space for Place in Sociology. *Annual. Rev. Sociol*, 26:463–96.
- [9] Hidalgo, M.C., & Hernandez, B. (2001). Place attachment: Conceptual and empirical questions. *Journal of Environmental Psychology*, 21, 273–281.
- [10] Hummon, D.M. (1992). *Community Attachment: Local Sentiment and Sense of place*. Plenum, New York.
- [11] Husserl, E. (1983). *Ideas pertaining to a pure phenomenology and to phenomenological philosophy*. (F. Kersten, Trans.): Kluwer academic publishers
- [12] Jorgensen, B., & Stedman, R. (2001). Sense of place as an attachment: Lakeshore owners attitudes toward their properties. *Journal of Environmental Psychology*, 21, 233–248 doi:10/1006/jev2001.0226.
- [13] Kyle, G; Graefe, A; Manning, R., & Bacon, J. (2004). Effects of place attachment on users' perceptions of social and environmental conditions in a natural setting. *Journal of Environmental Psychology*, 24, 213-225.
- [14] Shamai, S. (1991). Sense of Place: an Empirical Measurement. *Geofinn*, 22: 347-358.
- [15] Shumaker, S.A., Taylor, R.B. (1983). Toward a clarification of people-place relationships: A model of attachment to place". In N. R. Feimer and E. S. Geller (Eds.), *Environmental psychology: Directions and perspectives* (219-256). New York: Praeger.