Automatic Waste Segregation

Aditya S. Khavanekar, Omkar Kale, Sagar Bangera

Information Technology Engineering

Shah and Anchor Kutchhi Engineering College

Mumbai, India.

aditya.khavanekar@sakec.ac.in, omkar.kale@sakec.ac.in, sagar.bangera@sakec.ac.in ,archana.chaugule@sakec.ac.in, santosh.rathod@sakec.ac.in

Abstract - Dynamic expansion in the measure of waste and abominable unloading of waste has gotten a matter of concern because of the threat it causes to the environment. There comes the vital role of automated waste segregation which avoids this plight and also reduces the difficulty of recycling. The significance and the financial estimation of waste is acknowledged as it were at the point when it is isolated. As of now there is no such framework for isolation of dry and wet squanders. This project proposes a spot automatic waste segregation unit that effectively gives a solution to this problem. In order to segregate wet and dry waste capacitive sensors are used. The advantages of this work are, the waste has a higher potential for recovery and the labor work is also reduced which indeed reduces labor cost.

Keywords— Waste segregation, dry and wet waste detection, capacitive sensing, IoT.

I.INTRODUCTION

Because of fast urbanization and expanded populace in numerous nations, an enormous proportion of waste has been delivered. The quantity of strong waste delivered over the planet is perseveringly extending. With each coming year, immense measures of solid waste materials are added to the climate, generally originates from the town, horticulture field and mechanical field. To be exact, in Malaysia itself, Municipal Solid Waste has created over 91% of waste over the previous decade. In 2001, an evaluated 5.475 million plenty of strong waste has been created, which is around 0.81 kg/capita/day but, in essential metropolitan zones, the figure raised to 1.7 kg/capita/day. the planet Bank's 2013 Report on Solid Waste archived that Malaysia has produced 21918 plenty of strong waste a day, which was far over the worldwide normal. to see this number, the legislature of Malaysia had actualized the "Detachment at Source" program which were executed from first September 2015 onwards during a few states, where all premises are needed to isolate their strong waste to be gathered by the civil committee. Be that because it may, the usage remains an extended way from progress. Malaysia is experiencing fast industrialization and urbanization, giving the hostile effects on the conditions from the growing of waste created.

In this paper, a fully automated waste segregation system that discriminates residual and recyclable waste is proposed. This system shows that the system is able to automatically separate waste into dry and wet waste by using a moisture sensor to segregate them into wet and dry waste. The state of the waste is decided by its resistance to current value and therefore the percentage of water content.

II.IMPLEMENTATION

This system uses the concept of a platform that can tilt 90 degrees in both ways to collect the waste in respective containers that are dry or wet waste containers. In this System, mainly two sensors are used which are Ultrasonic sensor and Moisture sensor.

Ultrasonic Sensor

Ultrasonic sensor (Fig.1) is used to detect the waste on the platform. In short it is used to detect the presence of waste by measuring frequency and listening for that sound wave to bounce back. The range distance of ultrasonic sensor is between 0-10 cm.

Fig.1

In short, the Ultrasonic sensor is used to notify Moisture sensor that there is a waste present and then the moisture sensor will start or will be triggered according to the Ultrasonic sensor.

Moisture Sensor

The waste which is being identified by the ultrasonic sensor is then needed to segregate between wet and dry waste. This identification whether the waste is dry or wet is done by moisture sensor.



Fig.2

The moisture sensor as shown in Figure (Fig.2) is used to measure the dielectric permittivity of the waste by using the principle of capacitance. The sensor creates a voltage proportional to the dielectric permittivity.

In this specific project, the dielectric permittivity is a function of the water content.

The waste which is wet will have more moisture or water content. Hence, the dielectric constant of wet waste is going to be more compared to dry waste. The current is passed in the electrode through the material and the resistance to the current in the material will determine the water content.

Arduino Uno

The Arduino Uno is used as the interface. Arduino Uno is where the coding part of the system is implemented. All the components such as Ultrasonic sensor or Moisture sensor need to be coded according to the project requirement. A software is used where the coding part is written. This software is Arduino CC. When code is written it can be compiled independently but to use the code it needs to be uploaded in the Arduino Uno.

Fig.3

The Fig.3 shows the Arduino Uno component.

Fig.4

The fig.4 shows the Arduino CC software used for coding and scripting of Arduino implementation.

Servo Motor

The next component used is the Servo Motor. This is the component which is responsible for the rotation of the platform where the waste is placed.

Fig.5

This component is interconnected between the Arduino Uno and horizontal platform. Servo motor is programmed in such a way that when the Moisture sensor identifies the waste as a "wet waste" the horizontal platform which is connected to the servo motor will rotate the platform in the right direction about 90 degrees and if the waste identified by the Moisture sensor is a "dry waste" it will rotate the platform to left direction about 90 degrees. Two bins will be kept on the right and left side of the platform respectively to segregate the waste.

Flow Chart

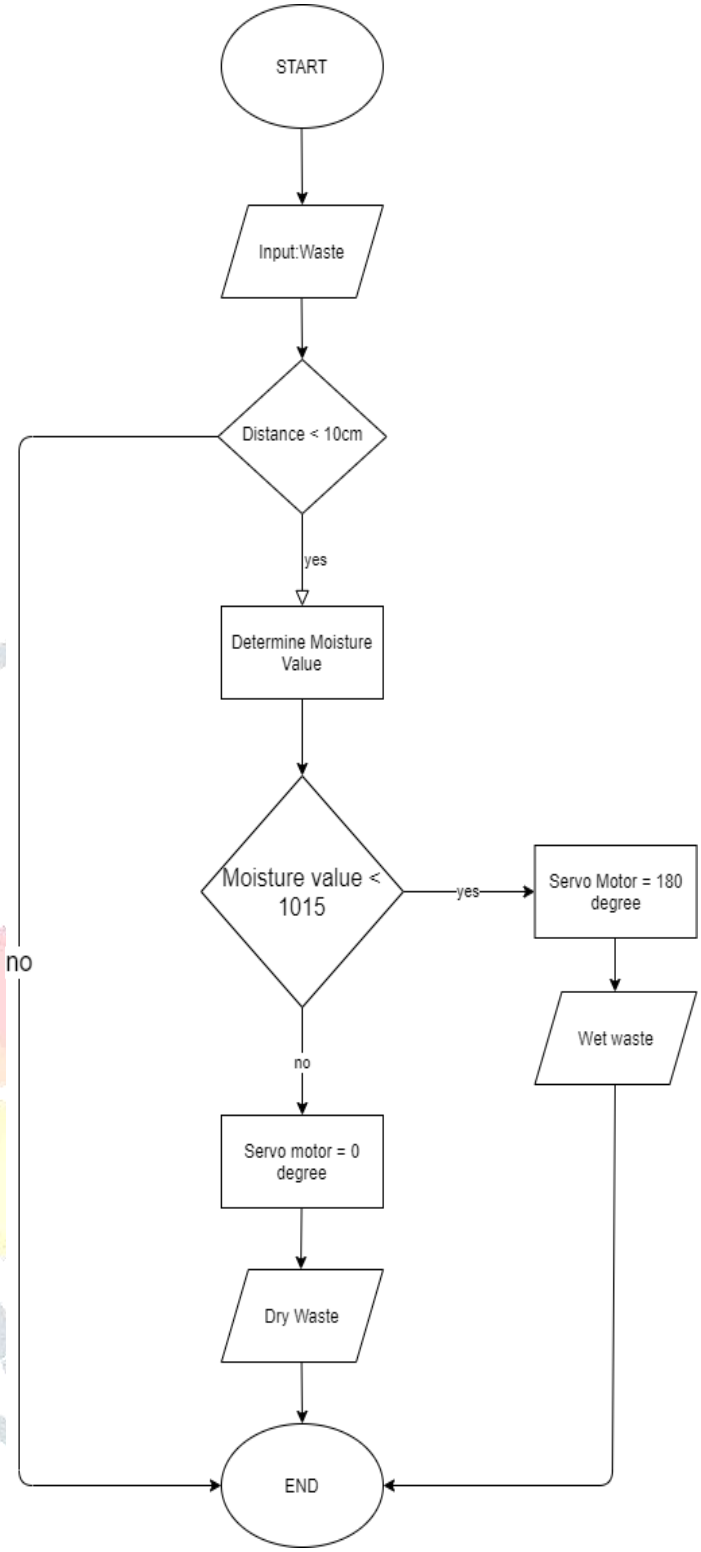

Fig.6

Schematic Diagram

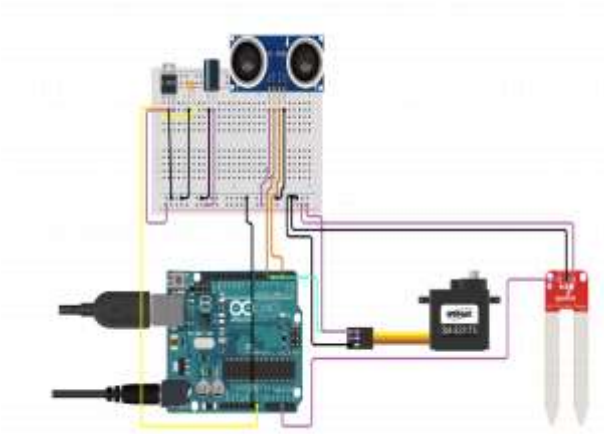

Fig.7

III.FUTURE SCOPE

The waste materials can be isolated into biodegradable, non-bio degradable and metals by utilizing more sensors. The disposed of things can be handled to remove or recoup materials in a powerful manner and assets or convert them to energy as usable warmth, power, or fills. The huge scope presentation of programmed squander the executives in towns, stages, emergency clinics, enterprises, and so forth Constant observing and controlling of waste administration by utilizing IoT. A forecast framework by dissecting the offered information to anticipate the variety in the measure of waste and to change the circumstance of the executives.

IV.CONCLUSION

Waste management are all those activities required to manage waste from its production to its disposal. In this project the waste which will be collected on the platform will be segregated according to their moisture levels. As we put the waste on the platform the moisture sensor will sense its moisture and the waste will be segregated into their respective bins which are placed below (Dry waste bin and Wet waste bin). As the name suggests "Automatic Waste Segregation" it will segregate waste into 2 major classes which are Dry and Wet waste.

V.REFERENCES

1. Bajaj JS. Urban Solid Waste Management in India. New Delhi: Planning Commission Government of India; 1995.

2. Daniel Hoornweg, et al. What a Waste: A Global Review of Solid Waste Management. Washington, DC: Urban Development & Local Government Unit World Bank, No.15; Mar 2012.

3. Shuchi Gupta, Krishna Mohan, Raj Kumar Prasad, et al. Solid Waste Management In India: Options and Opportunities. In Resource, Conservation and Opportunities. Nov 1996; 24(2): 137p.

4. Pushpa MK, et al. Microcontroller Based Automatic Waste Segregator. International Journal of Innovative Research in Electrical, Electronics, Instrumentation and Control Engineering (IJIREEICE). May 2015; 3(5).

5. Nishigandha Kothari. Waste to Wealth. New Delhi: NSWAI; Jul 2013.

6. Sakai S, Sawell SE, Chandler AJ. World Trends in Municipal Solid Waste Management. Environmental Preservation Centre, Kyoto University, Japan. 1996; 16: 341p.

7. Claudine Capel. Innovations in Waste. Waste Management World. Mar 2010; 11(2).