JETIR.ORG ISSN: 2349-5162 | ESTD Year : 2014 | Monthly Issue
JOURNAL OF EMERGING TECHNOLOGIES AND INNOVATIVE RESEARCH (JETIR)
An International Scholarly Open Access, Peer-reviewed, Refereed Journal

Distribution of Energy Management System in VPP utilizing Modeling and Simulation

[1]Chandra Bhushan, Mahendra Pratap Singh

[1]Research Scholar ,[2]Assistant Professor
[1]Electrical Department,
[1]J. S. University, Shikohabad, Firozabad, U.P., India

Abstract : The high entrance of inexhaustible assets in the current lattice, expands the intricacies of the network. These days, the reconciliation of inexhaustible assets turned into a major issue. These assets can't take part in power markets due to their more modest size. The idea of virtual power plant (VPP) can empower the market support of little producing units. The VPP can likewise offer auxiliary types of assistance like recurrence support, receptive power support. This paper makes sense of the VPP idea, the construction of VPP and furthermore the market interest. An Energy Management calculation for VPP is likewise made sense of. A little VPP model, comprises of two disseminated age (DG) sources and two controllable burdens, is shown in MATLAB-SIMULINK. What's more, the momentum circumstance of the VPP, and identifies and proposes the future examination lines.*Index Terms*—Virtual power plant, Microgrid, Distributed generation.

***IndexTerms* -Virtual power plant, Microgrid, Distributed generation.**

I. INTRODUCTION

The expanded interest of sustainable power sources builds the extent of age closer to the buyer. This situation will roll out impressive improvements in power industry. In not so distant future, a significant part of the power will be acquired from dispersed age (DG). The presentation of DG into conventional dissemination networks builds the difficulties in the conveyance organizations. The principle thought of DG is creation of energy closer to the clients. It might incorporate age from sustainable power sources (RES) like sun oriented, wind, biomass and biogas and furthermore from cogeneration units. Various methodologies for DG are dynamic dispersion organization (ADN), Microgrids, virtual utilities, and virtual power plants (VPPs).

II.VIRTUAL POWER PLANT CONCEPT

The virtual power plant (VPP), a decentralized energy the executives framework, is another idea. It totals little creating units and controllable burdens. As indicated by Fenix project, the VPP is defined as: A VPP totals the ca-pacity of numerous different Distributed Energy Resources(DERs), it makes a solitary working profile from a composite of the boundaries portraying every DERs and can consolidate the effect of the organization on total DERs yield. A VPP is a flexible portrayal of an arrangement of DERs that can be utilized to make contracts in the discount market and to offer administrations to the framework administrator [1]. It is same as an autonomous microgrid. A microgrid can be addressed by a solitary generator with a heap. Be that as it may, VPP is a solitary generator.

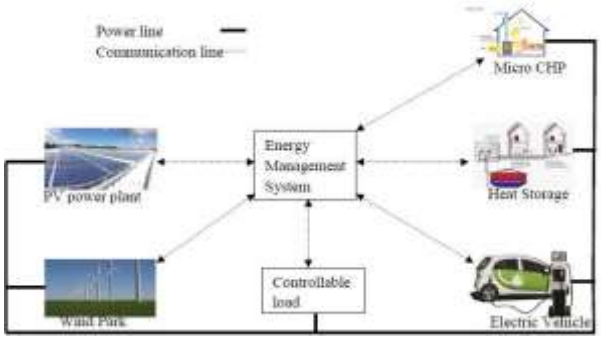

Fig. 1. Overview of VPP

Fig. 1 shows an overall outline of VPP. VPP can go about as a solitary power plant. Consequently, it has its own working qualities, for example, booked yield, slope rates, gen-eration limits, working expense, voltage guideline ability, and hold, etc. VPP likewise joins controllable requests, boundaries, for example, request value versatility and burden recuperation designs as attributes. It might contain sources like photovoltaic, wind power, little hydro stations, biomass and biogas and joined hotness

and power generators. VPP is a decent answer for controlling RES. At the point when RES alone is associated with power organizations, it could have a few issues like absence of bandwidth in the power organization and inconstancy of force yield because of the varieties of their essential energy sources. VPP may likewise contain little non sustainable sources, controllable burdens and energy stockpiling. The VPP work is made sense of in two configurations.

The specialized VPP (TVPP) and business VPP (CVPP) are the two different configurations of VPP. CVPP empowers the VPP to partake in energy markets. The TVPP can perform CVPPs work and furthermore give adjusting and auxiliary administrations [2]. The energy the board framework (EMS) is the core of the VPP. EMS gathers every one of the information from the creating units, controllable burdens and capacity, associated with EMS performs some forecasting algorithms to provide bids in the market. According to the available data, EMS send controlsignals to the elements in the VPP.

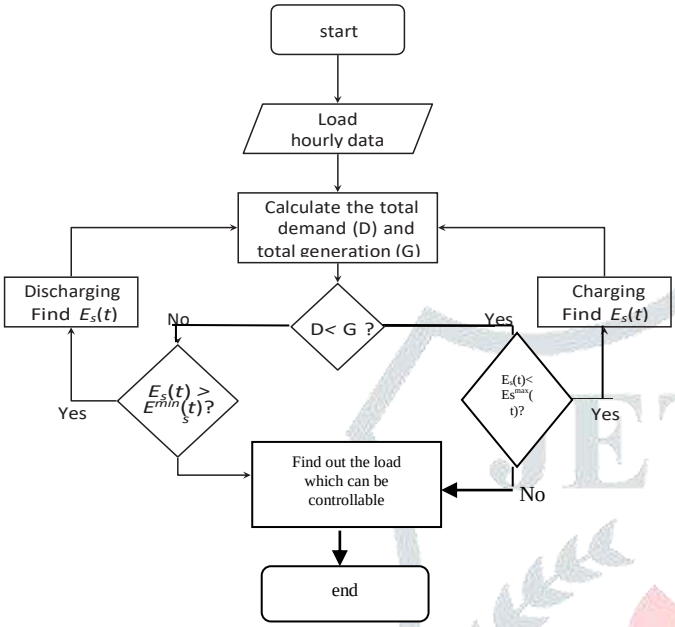

Fig. 2. EMS algorithm for VPP

A calculation for EMS is displayed in Fig. 2. It is an incorporated regulator. It gathers the interest and age limit information from every one of the components in VPP and furthermore gets the framework prerequisite. It will oprate in three modes: No Power Exchange mode, Grid Export mode and Grid Import mode. In No Power Exchange mode, there is no power trade among lattice and VPP. In Grid Export mode, the abundance power produced in VPP is taken care of back to the framework. On the off chance that there is deficiency in ability to supply matrix necessity, the present circumstance will defeat by abridging the controllable burdens or with the assistance of energystorage. In Grid Import mode, the power deficiency in VPP is provided from framework. The Grid Export mode can be acclimated to work in top hours and furthermore Grid Import mode in off-top hours.

III.Economic Analysis

These days the quantity of prosumers is expanding, for example the quantity of little it is expanding to produce units. There ought to be some base age is expected to take an interest in power markets. So they cant partake in the business sectors. Thus the idea of VPP has presented. Since VPP ag-gregates the limits of little producing units, they can partake in power markets. Offering techniques are one of the significant issues for a market member. A bid contains data on how much power, at which cost, in which region, and at what time a market member will sell/purchase. There are two distinct models are accessible for offering procedures: Equilibrium model and non balance model. A Nash-Supply Function Equilibrium model for offering strategyof VPP is given in [3]. The harmony models are not reasonable since they are not considering least on/off time, slope cutoff points and begin up and close down costs. The offering issue is essentially a unit responsibility (UC) issue.

A non-harmony offering model, for a joint market of energy and turning save as administration, in light of the discourage ministic cost based unit responsibility (PBUC) which takes the stockpile request adjusting requirement and security imperatives of VPP itself into account has been proposed in [4]. This model gives a solitary working profile from a composite of the boundaries portraying every one of the components of VPP. The vulnerabilities in cost are not thought of. A probabilistic PBUC based offering technique for day-ahead market has been proposed in [5], [6]. The offering issue is made sense of in two phases. In first stage, blended number non straight programming (MINLP) is utilized for settling probabilistic PBUC. The uncer-tainties are incorporated utilizing point gauge strategy. The organization imperatives are remembered for the subsequent stage. An exchange methodology of VPP in energy, turning save and receptive power market is proposed [7]. A joint market of energy and turning hold administration, combined with responsive power market is thought of. VPP can take an interest in both day-ahead and adjusting markets [8]. Inelastic heap of customer can likewise remember for VPP alongside Renewable sources. A two phase stochastic MILP model of VPP, containing a breeze power plant (WPP), a siphoned hydro capacity plant and a focal power plant, for day ahead and adjusting markets is given in [9]. A strong enhancement approach is proposed [10], for a VPP, containing cost responsive requests, a WPP and a storage space, in day-ahead and ongoing business sectors.

An intuitive dispatch model for multi VPPs is presented utilizing request reaction and game hypothesis [11]. A multi-objective streamlining model for VPP is proposed [12], con-sidering the vulnerabilities and Demand Response (DR). A stochastic opportunity obliged strategy is acquainted with over-come the vulnerabilities of the DR, WPP, PV and Electric vehicle Group (EVG). A disseminated ideal dispatch technique in light of the circulated basic double sub-angle calculation to augment the profit of VPP has been proposed [13]. This is accomplished by organizing individual decision making of dispersed energy assets (DERs) in the VPP through restricted correspondence.

IV. Modeling and Simulation of VPP

A basic VPP model is mimicked utilizing Matlab-Simulink. The schematic outline of the principle lattice and VPP is displayed in Fig 3 [14].The VPP is associated with a spiral dispersion framework. The virtual power plant comprises of two dispersed age units and two unique burdens. The core of the VPP is the control place (CC). The control signals are addressed by the cyan lines. The CC works utilizing the EMS the algo-rithm given in Fig. 2. The parts of the model primarily isolated into three: Main network model, Distribution age model and the Dynamic burden.

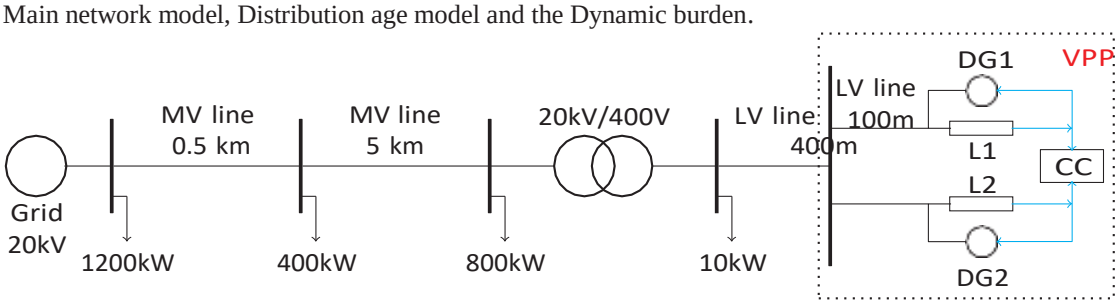

Fig. 3. The schematic diagram of VPP and the main grid

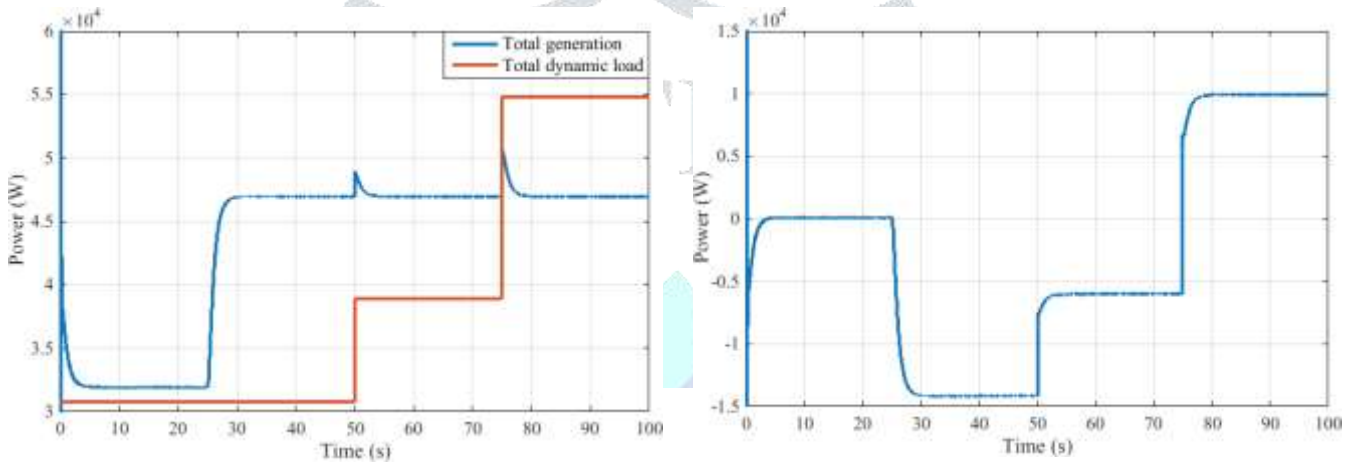

(a) Total load and generation of VPP (b) Power supplied to grid from VPPFig. 4. Simulation results of Case 1.

A. Main grid model

The principle network model comprises of a three stage ac block, medium transmission line and appropriation line, a stage down transformer and fixed resistive burdens. Every one of the squares are accessible in Simulink library. The three stage ac block with inside RL impedance is utilized to address a solid lattice. The base voltage is 20kVV rmsL−L and recurrence is 50Hz. Three stage equal RLC block is utilized to address the lines. There are two voltage level lines: 20 kV and 400 V lines. The line boundaries are given in Table I.

TABLE I
Line Parameters

Sl. No	Type	Distance	X (Ω/km)	R (Ω/km)	C (nF/km)
1	MV Line	0.5 km	0.1226	0.156	235
2	MV Line	5 km	0.3614	0.2426	10.12
3	LV Line	400 m	0.302	0.437	10.2
4	LV Line	100 m	0.302	0.437	10.2

A three stage transformer block is utilized to address the progression down transformer. The ostensible power rating of transformer is 250 kVA and recurrence is 50 Hz. The essential side voltage and auxiliary side voltage are 20 kV and 400 V separately. There are some fixed loads associated with the MV line, addresses modern burden 1200 kW, exchange 400 kW (100 clients @ 4 kW), house hold 800 kW (50 clients @8 kW + 200 clients @ 2 kW). A 10 kW fixed load is associated with circulation line.

B. Distribution generation model

The dissemination age model comprises of a simultaneous machine, a pressure driven turbine lead representative and an excitation model. We have chosen 31.3kVA, 400V, 50Hz, 1500rpm simultaneous generator. Both the generators have similar attributes. The conveyance generators are set apart as DG1 and DG2 in Fig 3. The greatest dynamic power yield

from every generator is thought to be 30kW. The simultaneous machine can be supplanted by inexhaustible sources.

C. Dynamic load model

A three stage dynamic burden module with dynamic and receptive power constrained by outer info signal is used.The loads are set apart as L1 and L2 in Fig 3. The greatest interest for each heap is fixed to 31.3 kW. The unique burden can be demonstrated as homegrown burdens.

D. *Simulation Results*

The DG yield power and dynamic burden can be controlled. The control signals for DGs and controllable burdens are generated in the control place. The control community gathers the information from the powerful loads and generators and furthermore think about the matrix prerequisite, creates the control signal for DGs

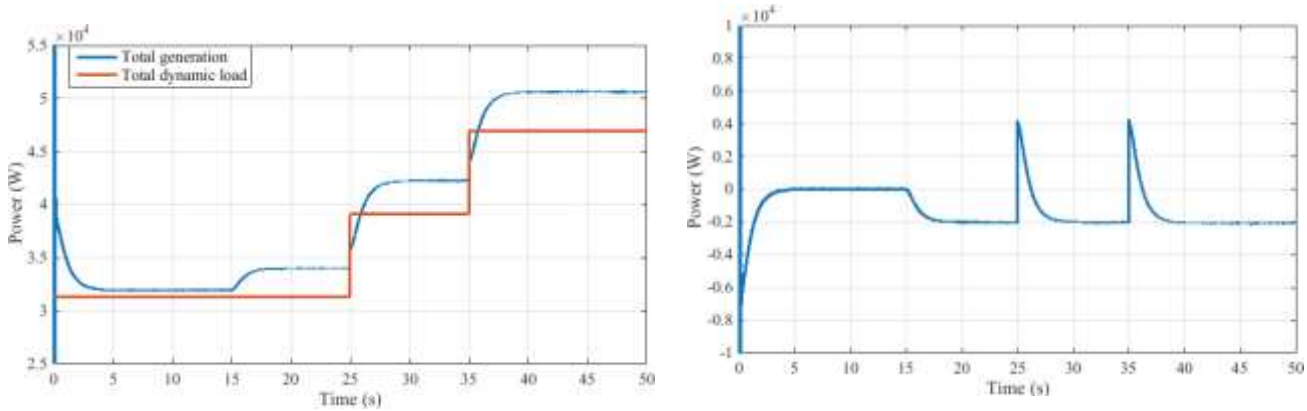

(a) Total load and generation of VPP (b) Power supplied to grid

from VPPFig. 5. Simulation results of Case 2.

furthermore, controllable burdens. In this paper, three unique cases are broke down to get the exhibition of VPP.

1.Case 1: For this situation, the age is accepted to be consistent. The powerful burden values are evolving. The reproduction is finished 100 s and the outcomes are displayed in Fig.4. The VPP works in No Power Exchange mode for the first 25 seconds. The VPP will supply the heap interest and misfortunes inside the VPP. Then, at that point, the VPP works in Grid Export mode for the span 25 seconds to 75s. During this period VPP sends out capacity to network. VPP works in Grid Import mode for the last 25 s. The deficit power is imported from the network. The power flow from and to the lattice is displayed in Fig. 4b.

TABLE II
VPP OPERATION MODES IN CASE 1

Duration	**VPP operation mode**	**Power generated inVPP**	**Power Exchange with grid**
0 - 25s	No Power Exchange Mode	(Total load + losses) withinVPP	No power exchange withgrid
25s - 75s	Grid Export Mode	(Total load + losses) in VPP + Power supplied to grid	Power supplied to grid
75s - 100s	Power Import mode	(Total load + losses) in VPP - Power supplied from grid	Power supplied from grid

2. Case 2*:* The generator output is controlled to supplythe load in the system. The maximum generation capacity is assumed to be 30kW. The Fig. 5a shows the generator output and the load demand within VPP. The VPP operates in No Power Exchange mode for first 15 s. The VPP generates the total load demand and losses within the VPP and suppliesa constant power of 2000 W to the grid for the rest of the simulation. That is VPP operates in Grid Export mode. The power exchange between grid and VPP is shown in Fig. 5b.

3. Case 3: In this case, both the load and generation in VPP is controlled by CC. The Fig. 6a shows the generator output, load supplied and the actual load requirement of VPP

TABLE III
VPP OPERATION MODES IN CASE 2

Duration	VPP operation mode	Power generated inVPP	Power Exchange with grid
0 - 15s	No Power Ex-change Mode	(Total load + losses) withinVPP	No power exchange withgrid
15s - 50s	Grid Export Mode	(Total load + losses) in VPP +2000 W	A constant power 2000 W is sup-plied to grid

V. APPLICATIONS OF VPP

The main application of VPP is market participation of DGs. An operational model for VPP based on linear programming, is shown in [15]. In this study, they have analyzed that howthe supply to the Grid and storage in the EV batteries can

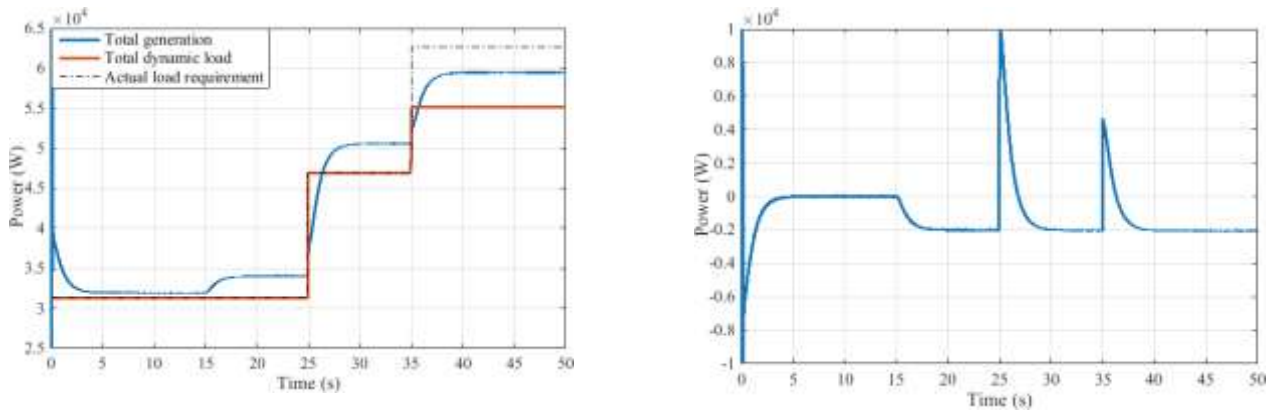

(a) Total load and generation of VPP (b) Power supplied to grid from VPP

Fig. 6. Simulation results of Case 3.

be scheduled to increase the profit of the VPP, while also paying for the storage using a novel scheme. A direct load control algorithm based on linear programming for VPP has been proposed in [16]. This algorithm is used to obtain load reduction for a control period. From literature, the frequency support can be provided by VPP.

VI. FUTURE RESEARCH AREAS

The VPP is an exceptionally appealing idea and various ventures about VPPs have been fostered from one side of the planet to the other. The idea of VPP is presented and shown in a venture FENIX in 2007. As per Pike Research, "Virtual power plants address an Internet of Energy. The instances of certifiable VPPs are accessible in Netherlands, Scotland, Australia and so on. Connected with the subject of additional turns of events, the VPP leave some open examination regions. The Bidding systems must be incorporated all the vulnerability components of sources and capacity and furthermore the organization structure. The VPP can be utilized to offer subordinate types of assistance like recurrence support, receptive power support and so on. More exploration must be done around here. The dependability plays a significant part around here. Since every one of the information are saved in servers and imparted through web Cyber security assumes a significant part in VPP.

VII. CONCLUSION

The Distributed Generation can lessen the transmission misfortunes and the power shortage. VPP is a decent answer for take an interest the dispersion generators in the power market. The idea of VPP is acquainted all together with assistance the DG to take an interest in the business sectors. The offering procedures and booking is more significant in business sectors. Various models for VPP and its applications, from writing, are examined. A straightforward VPP model, with two sources and two controllable burdens, associated with an outspread appropriation framework, is demonstrated. The EMS calculation assists the VPP with working in various modes. The VPP activity is made sense of in three cases.

REFERENCES

[1] D. Pudjianto, C. Ramsay, and G. Strbac, "Virtual power plant and system integration of distributed energy resources," *IET Renewable Power Generation*, vol. 1, no. 1, pp. 10–16, 2007.
[2] H. Saboori, M. Mohammadi, and R. Taghe, "Virtual power plant (vpp), definition, concept, components and types," in *Power and EnergyEngineering Conference (APPEEC), 2011 Asia-Pacific*. IEEE, 2011, pp. 1–4.
[3] H. Nezamabadi, P. Nezamabadi, M. Setayeshnazar, and G. Gharehpetian, "Participation of virtual power plants in energy market with optimal bid-ding

based on nash-sfe equilibrium strategy and considering interruptible load," in *Thermal Power Plants (CTPP), 2011 Proceedings of the 3rd Conference on*. IEEE, 2011, pp. 1–6.

[4] E. Mashhour and S. M. Moghaddas-Tafreshi, "Bidding strategy of virtual power plant for participating in energy and spinning reserve markets part i: Problem formulation," *IEEE Transactions on Power Systems*, vol. 26, no. 2, pp. 949–956, 2011.

[5] M. Peik-herfeh, H. Seifi, and M. K. Sheikh-El-Eslami, "Two-stage approach for optimal dispatch of distributed energy resources in distri- bution networks considering virtual power plant concept," *International Transactions on Electrical Energy Systems*, vol. 24, no. 1, pp. 43–63, 2014.

[6] M. Peik-Herfeh, H. Seifi, and M. Sheikh-El-Eslami, "Decision making of a virtual power plant under uncertainties for bidding in a day-ahead market using point estimate method," *International Journal of Electrical Power & Energy Systems*, vol. 44, no. 1, pp. 88–98, 2013.

[7] H. Nezamabadi and M. S. Nazar, "Arbitrage strategy of virtual power plants in energy, spinning reserve and reactive power markets," *IET Generation, Transmission & Distribution*, vol. 10, no. 3, pp. 750–763, 2016.

[8] Q. Zhao, Y. Shen, and M. Li, "Control and bidding strategy for virtual power plants with renewable generation and inelastic demand in electricity markets," *IEEE Transactions on Sustainable Energy*, vol. 7, no. 2, pp. 562–575, 2016.

[9] H. Pandžić, J. M. Morales, A. J. Conejo, and I. Kuzle, "Offering model for a virtual power plant based on stochastic programming," *Applied Energy*, vol. 105, pp. 282–292, 2013.

[10] M. Rahimiyan and L. Baringo, "Strategic bidding for a virtual power plant in the day-ahead and real-time markets: A price-taker robust optimization approach," *IEEE Transactions on Power Systems*, vol. 31, no. 4, pp. 2676–2687, 2016.

[11] Y. Wang, X. Ai, Z. Tan, L. Yan, and S. Liu, "Interactive dispatch modes and bidding strategy of multiple virtual power plants based on demand response and game theory," *IEEE Transactions on Smart Grid*, vol. 7, no. 1, pp. 510–519, 2016.