



REDUCTION OF PAPR IN FBMC SYSTEM USING PSO BASED DFT SPREAD

¹Dr. Ch. Tejesh Kumar, ²M. Monalisha, ³M. Harish, ⁴N. V. Sai Charan, ⁵K. Pavan

¹Assistant Professor, ²U.G Student, ³U.G Student, ⁴U.G Student, ⁵U.G Student

¹Department of Electronics and Communication Engineering,

¹Raghu Institute of Technology, Visakhapatnam, India

Abstract: The filter bank multicarrier employing offset quadrature amplitude modulation (FBMC/OQAM) is a candidate transmission scheme for 5G wireless communication systems. In this project, in order to further enhance the amount of PAPR reduction, a novel pre-coding method based on a pruned Discrete Fourier Transform (DFT) in combination with one-tap scaling. The proposed technique is compared with FBMC-OQAM and SC-FBMC. The involvement of optimization techniques helps in obtaining the global best solutions. In this work, Particle swarm optimization (PSO) is applied to pruned DFT spread. The swarm intelligence concept works on FBMC system. The results evaluate that the implemented technique i.e. PSO-Pruned DFT spread having good PAPR and spectral efficiency with lower latency. The comparison of results is shown using simulated results performed in matlab.

IndexTerms - FBMC system, OQAM, DFT-Spread, PSO.

1.Introduction

The advanced modulation scheme that provides the information about the different modulation techniques to specify the benefits of FBMC, OQAM and SC-FDMA. The subclass of multicarrier system is Filter Bank Multicarrier, which is mainly implemented to filter the desired signal. The principle behind this technique is to divide the spectrum into narrow sub-channels in the frequency domain. The another modulation technique is Offset Quadrature Amplitude Modulation, in which the complex valued symbol is considered, which comprises of real as well as the imaginary. It has complex orthogonality without cyclic prefix.

The next generation of wireless systems (5G) should support a large range of possible use cases, for example, low latency communication or machine type communication [1]. This requires a more flexible assignment of the available time frequency resources, not possible in conventional Orthogonal Frequency Division Multiplexing (OFDM) due to its bad spectral behavior. We thus need new waveforms (or derivatives of OFDM), such as windowed OFDM or Universal Filtered Multi-Carrier (UFMC) [2]. Another method with even better spectral properties is Filter Bank Multi-Carrier (FBMC) with Offset Quadrature Amplitude Modulation (OQAM), in short just FBMC, which usually employs pulses that are localized in both, time and frequency, at the expense of replacing the complex orthogonality condition with the less strict real orthogonality condition [3]. Although FBMC behaves in many aspects similar to OFDM, some techniques become more challenging due to the imaginary interference, for example, channel estimation [4] or Multiple-Input and Multiple-Output (MIMO) [5]. There exist many works which combine MIMO and FBMC but most of them have serious drawbacks, such as [6] which relies on channel information at the transmitter or [7] which requires high computational complexity. A more elegant method to combine MIMO with FBMC is to spread symbols in the time (or frequency) domain, which allows us to cancel the imaginary interference. Authors in [5] use a Fast Fourier Transform (FFT) spreading which, however, has the disadvantage of residual interference and increased complexity due to the additional FFT. A better solution is to spread symbols with a reduced Hadamard matrix because it requires no multiplications so that the additional complexity becomes very low. Such approach was first suggested in [8] and later applied by the same authors in [9] to combine FBMC with Alamouti's space-time block coding. After the spreading and despreading process, we can straightforwardly apply all MIMO methods known in OFDM, resulting in the same MIMO complexity.

2.Related Work

The input signal separates the array of band-pass filter into multiple components. The components are attenuated differently and recombine the modified version of the original signal. In such a multi carrier system, symbols are mainly rectangular in shape then it is transmitted in the form of time frequency grid. It comprises of high subcarrier spacing which leads to low latency transmissions. The increase in subcarrier leads to effective bandwidth. The multipath delay spread provides the smaller subcarrier spacing. The Fifth Generation of mobile network systems leads to flexible subcarrier spacing. The channel delay spread is low in

densely arranged heterogeneous networks it mainly uses the multiple-Input and Output beam-forming and high carrier frequency ranges. The Out-Of-Band emission is low, as the guard band arranged between different users is small.

Multicarrier Modulation: It is a technique which transmits the data along closely spaced system over multiple carriers. Its advantage includes interference, narrow band fading and multipath effects. The transmitting data stream is divided into various lower data rate streams.

CP-OFDM: The cyclic prefix is the copy of the transmitted signal which is provided at the beginning of the each block and it continues in the cyclic manner, it leads to redundancy in the guard band.

Block Spread FBMC - OQAM: The drawbacks of the FBMC-OQAM are overcome as in-order to restore orthogonality the symbols are spread in both time and frequency. It mainly utilizes FFT spreading, as it uses the Walsh-Hadamard spreading. It is propagated by fast Walsh-Hadamard transform and has it is implemented without additional complexity. The simple one-tap equalizers is implemented, as the signal is filtered by the order one.

CDMA Transmission using Complex OQAM: The OQAM-CDMA system consists of complex valued data symbols in which transmission allows the reduction of the multiple access control. Walsh-Hadamard spreading code is required for the transmission of complex symbols in OQAM-CDMA, in-order to guarantee the complex.

3. Pruned DFT Spread FBMC

The basic idea of pruned DFT spread FBMC can be best explained by the underlying basis pulses. Precoding by C transforms the basis pulses $g_{l,k}(t)$ into $\tilde{g}_i(t)$, described by. Note that the size of C and thus the number of new basis pulses $\tilde{g}_i(t)$ depends on the precoding method. Figure 2 shows the power of the basis pulses and illustrates a step by step construction of our method, starting from a conventional OFDM system. Figure 4.2 (a) shows OFDM [10] for $N_{FFT} = 512$, $L = 16$ and $K = 1$. The underlying basis pulses are frequency shifted rectangular functions. In terms of transmit power, however, a frequency shift has no influence so that only one basis pulse can be observed in Figure 1 (a). All the basis pulses are added together with some random weights (the data symbols), so that, according to the central limit theorem, the signal distribution at one time sample approaches a Gaussian distribution. This explains the poor PAPR of OFDM. In SC-FDMA, see Figure 1 (b), DFT precoding by W_L transforms the basis pulses of a conventional OFDM system in such a way that a single carrier transmission is emulated. In particular, the basis pulses are more localized in time and even though they still overlap the signal at one time sample is mainly determined by 1-2 basis pulses. Thus, as long as the data symbols are not Gaussian distributed but chosen from a limited symbol alphabet such as a Quadrature Amplitude Modulation (QAM) signal constellation, the PAPR will be better than in OFDM.

Unfortunately, SC-FDMA has the same poor OOB emissions as OFDM. This can easily be deduced by considering the transmitted signal at the edge positions, that is, $tF = 0$ and $tF = 1$. Similar as in OFDM, the underlying rectangular pulse cuts through the signal so that, at the edges, the signal abruptly jumps to zero without a smooth transition. Only basis pulses close to the edge positions are affected by this cutting effect. Thus, setting the edge basis pulses to zero reduces the OOB emissions and is indeed the basic idea of zero-tail DFT-spread-OFDM [11]. However, authors in [12] remove only a few basis pulses to keep the overhead low. To remove $L/2$ basis pulses from the set that is, DFT spreading matrix W_L is replaced by a pruned DFT matrix $W_{L \times L/2}$. This step can also be interpreted as setting half the input samples of a conventional DFT to zero. In contrast to zero-tail DFT-spread-OFDM, our method does not impose any overhead because we also reduce the time spacing by a factor of two, as typically done in FBMC-OQAM. This also explains why we remove exactly $L/2$ basis pulses. The result of our approach is shown in Figure 1 (c). To combat multipath delays, zero-tail DFT-spread-OFDM utilizes the zero-tail overhead in a similar way as the CP in OFDM. This reduces the spectral efficiency. Again, we choose a different approach, namely, we transform the OFDM system into an FBMC system so that the channel induced interference becomes very low and can often be neglected [2]. As discussed above an OFDM system can easily be transformed into an FBMC system simply by multiplying the IFFT output with a prototype filter $p(t)$, as shown in Figure 1.2 (d). In the last step, see Figure 1.2 (e), the individual basis pulses are scaled up so that the sum transmit power is approximately constant over the transmission time. This final step completes our novel pruned DFT spread FBMC transmission scheme. Figure 2 also explain why complex orthogonality is approximately restored. To be specific, DFT spreading reduces the time duration of the underlying basis pulses so that each basis pulse experiences an approximately flat prototype filter. Such system reflects a conventional SC-FDMA transmission and is clearly orthogonal. Orthogonality relies on the approximation that the prototype filter is flat over the duration of the basis pulse. This approximation becomes tight for $L \rightarrow \infty$ because the time duration of each individual basis pulse approaches zero. However, in practical systems, this will not be the case.

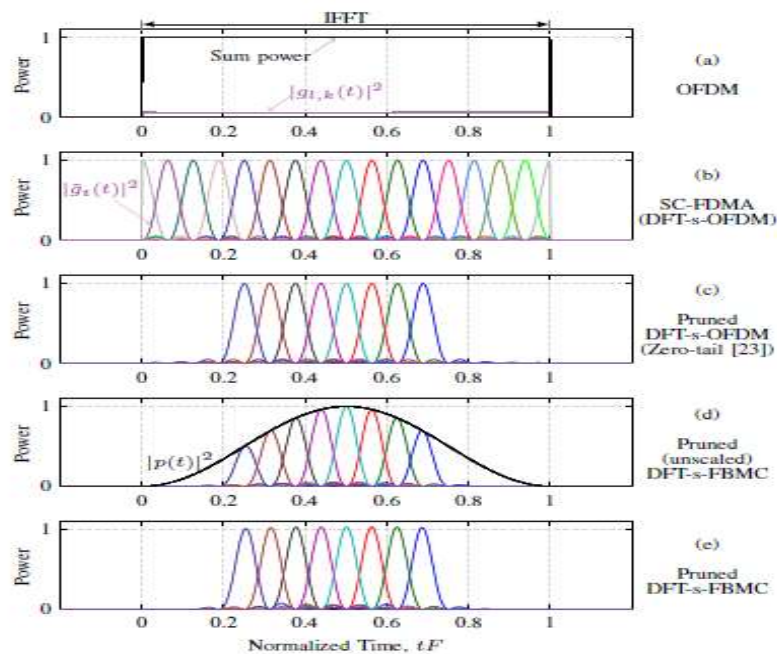


Fig.1. Power of the underlying basis pulses in time, that is, $|g_{l,k}(t)|^2$ and $|\tilde{g}_i(t)|^2$ for NFFT = 512, L = 16 and K = 1; (a) conventional OFDM; (b) conventional SC-FDMA, that is, precoding by DFT matrix W_L ; (c) only $L/2 = 8$ basis pulses, close to the center, are utilized, that is, W_L is replaced by a pruned DFT matrix, $W_{L \times L/2}$; (d) multiplication by a window/prototype filter $p(t)$ so that OFDM transforms into FBMC; (e) one-tap scaling of the basis pulses so that the transmit power is approximately constant over time.

A. Latency

In conventional FBMC there exists a large overlapping of symbols in time and the transmission requires a long ramp-up and ramp-down period. In pruned DFT spread FBMC, on the other hand, pre-coding by C_f shapes the transmitted signal in such a way that the overlapping in time is very low and the ramp-up and ramp-down period dramatically reduced. In pruned DFT spread FBMC, on the other hand, the main energy is concentrated within overlapping factor $O = 0.5$. Thus, reducing the overlapping factor to $O = 0.8$ has only a minor influence on the SIR.

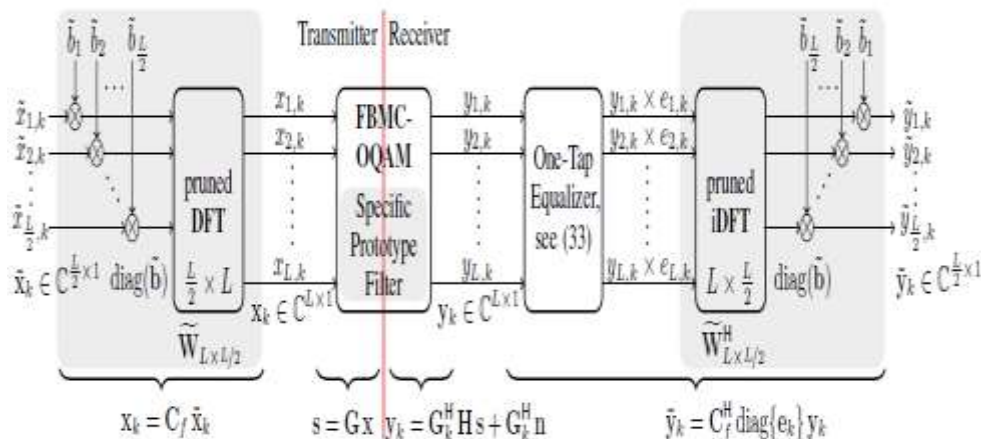


Fig2. Block Diagram of Proposed Model

B. Computational Complexity

The computational complexity of our transmission scheme is approximately two times higher than in conventional SC-FDMA. DFT spreading in SC-FDMA has a complexity of $L \log L$, while one-tap scaling in combination with a pruned DFT requires approximately $\frac{L}{2} + L \log \frac{L}{2}$ multiplications. Finally, the reduced time spacing in FBMC implies that all the calculations have to be applied two times as often as in SC-FDMA (no Cyclic Prefix)

4. PSO in DFT Spread FBMC

Developed by Jim Kennedy, Bureau of Labor Statistics, U.S. Department of Labor and Russ Eberhart, Purdue University at 1995. A concept for optimizing nonlinear functions using particle swarm methodology Inspired by simulation social behavior. Related to bird flocking, fish schooling and swarming theory

- steer toward the center
- match neighbors' velocity
- avoid collisions

PSO algorithm is not only a tool for optimization, but also a tool for representing sociocognition of human and artificial agents, based on principles of social psychology. A PSO system combines local search methods with global search methods, attempting to balance exploration and exploitation. Population-based search procedure in which individuals called particles change their

position (state) with time. Individual has position \vec{x}_i and individual changes velocity \vec{v}_i . Particles fly around in a multidimensional search space. During flight, each particle adjusts its position according to its own experience, and according to the experience of a neighboring particle, making use of the best position encountered by itself and its neighbor.

PSO Process

1. Initialize population in hyperspace
2. Evaluate fitness of individual particles
3. Modify velocities based on previous best and global best positions
4. Terminate on some condition or return to step ii

PSO Algorithm

Initialize location and velocity of each particle

Repeat

For each particle

 evaluate objective function for each particle

For each particle

 update best solution

 update best global solution

For each particle

 update the velocity

 compute the new locations of the articles

Until finished()

The swarm optimization technique is used to evaluate and identify the best subcarriers that need to be given for transmission of data. This help in identifying the source of low power consumption way of transmitting the signal. Hence the optimized DFT spread FBMC have lower PAPR compared to the DFT Spread FBMC.

5.Results and Discussion

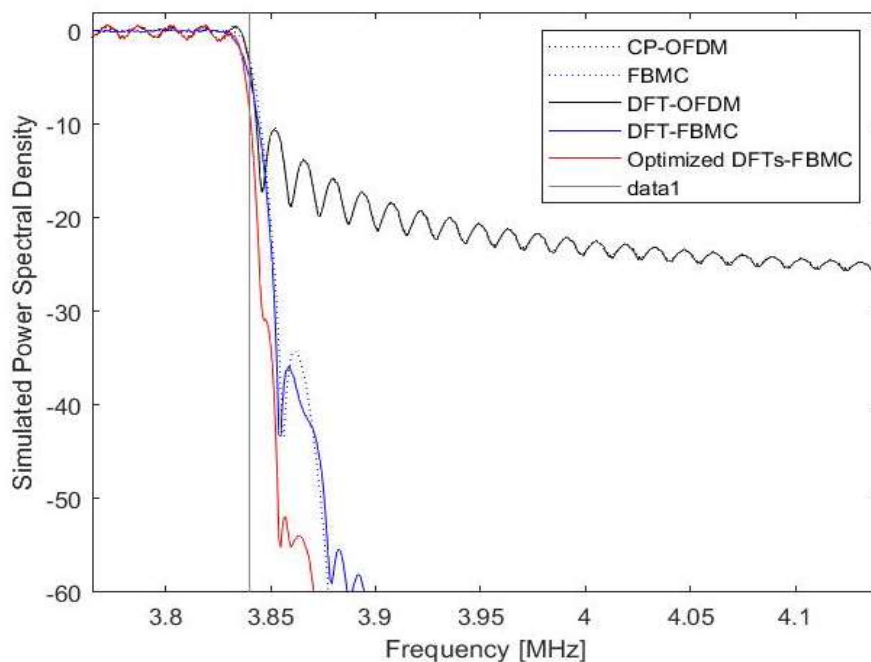


Fig3. Frequency w.r.t Power Spectral Density

In fig3 the normalized frequency is shown at different power spectral density is shown. For PSD -60dB the Normalized frequency is around 3.5Hz to 4Hz for PSO optimized DFT FBMC, whereas the normalized frequency for CP-OFDM is 20Hz at -28dB.

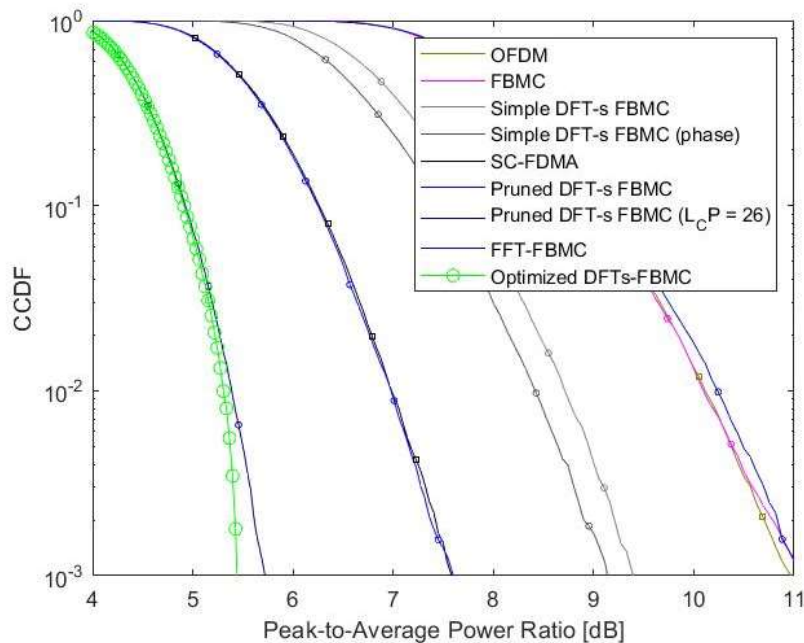


Fig4. PAPR using different methods

FBMC systems. The PAPR value obtained for Pruned DFT-FBMC with a cyclic prefix of 26 is 5.8dB, in the absence of CP the PAPR obtained is 7.5dB. Due the presence of optimization technique the PAPR value is reduced to some extent.

Table1. PAPR for different methods

Technique	OFDM	FBMC	Simple DFT FBMC	SC-FBMC	FFT FBMC	Pruned DFT FBMC/CP=26	Optimized pruned DFT Spread FBMC
PAPR (dB)	10.7	11	9.4	9.3	11.7	7.5/5.8	5.5

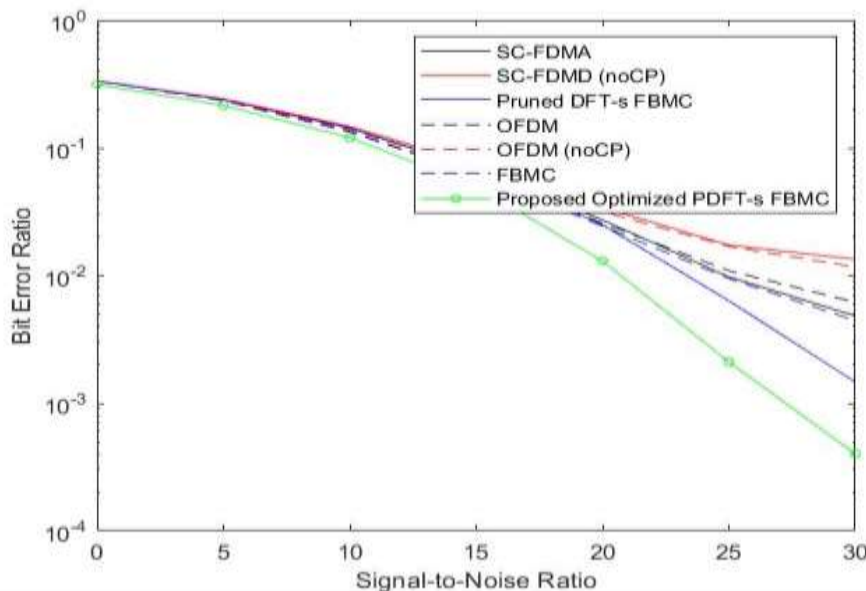


Fig5. Bit error rate using different approaches

the fig5 evaluates BER for a particular SNR value of the proposed optimized pruned DFT is comparatively less when compared to other techniques

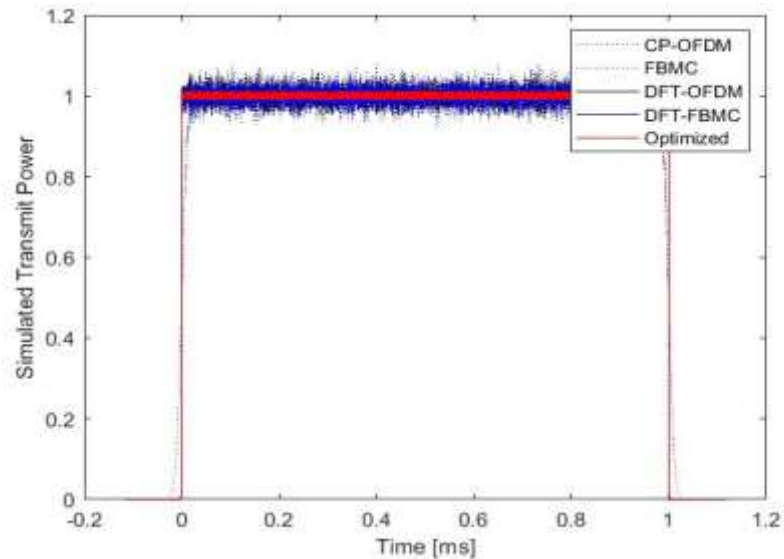


Fig5. Simlited Transmit Power applied on different approaches

the average transmit power of optimized DFT FBMC shows an almost perfect rectangular shape with many beneficial properties

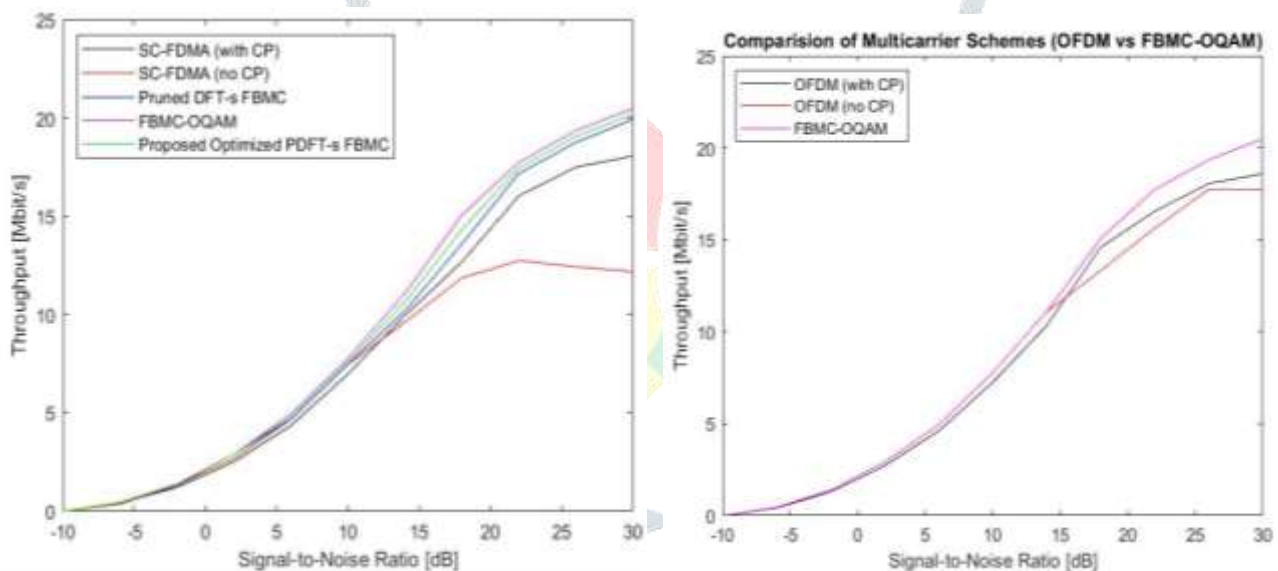


Fig7. Throughput w.r.t SNR

The throughput i.e.number of bits transmitted are evaluated based on the signal to noise ratio. The proposed optimized pruned DFT S-FBMC having good transmission rate and is shown in fig7.

6. Conclusion

Proposed swarm optimized pruned DFT spread FBMC transmission scheme outperforms SC-FDMA in many aspects. It is more robust in doubly-selective channels, requires no CP and has much lower OOB emissions. Furthermore, if the channel is approximately frequency-flat, our method even outperforms conventional FBMC because MIMO can be straightforwardly employed. Potential applications of pruned DFT spread FBMC include uplink transmissions in wireless communications as well as M2M communications, where the good time-frequency localization guarantees that no sophisticated synchronization between users is necessary.

References

- [1] B. Farhang-Boroujeny and H. Moradi, "OFDM inspired waveforms for 5G," *IEEE Communications Surveys & Tutorials*, vol. 18, no. 4, pp. 2474–2492, 2016.
- [2] R. Nissel, S. Schwarz, and M. Rupp, "Filter bank multicarrier modulation schemes for future mobile communications," *IEEE Journal on Selected Areas in Communications*, vol. 35, no. 8, pp. 1768–1782, 2017.

- [3] H. G. Feichtinger and T. Strohmer, Gabor analysis and algorithms: Theory and applications. Springer Science & Business Media, 2012.
- [4] D. Katselis, E. Kofidis, A. Rontogiannis, and S. Theodoridis, "Preamblebased channel estimation for CP-OFDM and OFDM/OQAM systems: A comparative study," *IEEE Trans. Signal Process.*, vol. 58, no. 5, pp. 2911–2916, 2010.
- [5] C. L'el'e, P. Siohan, and R. Legouable, "The Alamouti scheme with CDMA-OFDM/OQAM," *EURASIP Journal on Advances in SignalProcessing*, vol. 2010, Article ID 703513, pp. 1–13, 2010.
- [6] R. Zakaria and D. Le Ruyet, "A novel filter-bank multicarrier scheme to mitigate the intrinsic interference: application to MIMO systems," *IEEE Transactions on Wireless Communications*, vol. 11, no. 3, pp. 1112– 1123, 2012.
- [7] M. Caus and A. I. Perez-Neira, "SDMA for filterbank with Tomlinson Harashima precoding," in *IEEE International Conference on Communications(ICC)*, 2013, pp. 4571–4575.
- [8] R. Nissel and M. Rupp, "Enabling low-complexity MIMO in FBMCOQAM," in *IEEE Globecom Workshops (GC Wkshps)*, Dec 2016.
- [9] R. Nissel, J. Blumenstein, and M. Rupp, "Block frequency spreading: A method for low-complexity MIMO in FBMC-OQAM," in *IEEE Workshop on Signal Processing Advances in Wireless Communications(SPAWC)*, July 2017.

