

# E-NOSE AND ITS APPLICATION

<sup>1</sup>Nilesh N. Shingne, <sup>2</sup>Pooja N. Umekar, <sup>3</sup>Swati C. Pakhale

<sup>1</sup> Assistant Professor, <sup>2</sup> Assistant Professor, <sup>3</sup> Assistant Professor

<sup>1, 2, 3</sup> Department of Computer Science and Engineering,

<sup>1, 2, 3</sup> Snmati Engineering College, Washim, SGBAU Amravati, India.

**Abstract :** An electronic nose (e-nose) is a keen detecting gadget that utilizes a variety of gas sensors of broadening and halfway selectivity forward with an example acknowledgment part to recognize both confused and basic scents. To date, e-noses have had a decent variety of utilization in various applications from the nourishment business to restorative analysis. A next stage in the improvement of e-noses is the thought of fake olfaction into bound together frameworks, cooperating with different sensors on progressively complex stages for example a versatile mechanical structure or a clever situation.

This paper introduces an investigation of the more basic difficulties in the digestion of this imperative sense into astute frameworks. This paper present uses different detecting modalities (cameras, sonar, material and electronic nose sensors) and abnormal state forms (organizer, representative thinking) to achieve various olfactory related assignments.

**Index Terms :** human nose, electronic noses, machine olfaction, application.

## I. INTRODUCTION

There is an extending overall thankfulness that bionics and man-made consciousness will assume an essential job in numerous parts of human movement. Medicinal and microbiology will be no exclusion, new socio-prudent segments and the need of a developing worldwide network are requesting the headway and utilization of new keen symptomatic and restorative close patient or locally established gadgets to mastery sickness all the more totally. In the field of clinical microbiology current access for the most part require 24– 48 h to group and portray a pathogenic microorganism following a progression of biochemical tests. Albeit new atomic natural and serological tests have been imported as of late, despite everything they have not re-set social components and microscopy. Extended capital cost, requirement for profoundly gifted faculty. Complex insecure blends are discharged amid microbial correspondence with the host tissue or media[2]. Later during the 1970s gas chromatographic techniques were utilized to consider the freedom of microbial slippery over the headspace of clinical examples, natural liquids and counterfeit media. As of late some great logical methods, for example, pyrolysis mass spectrometry have been connected, now and then in arrangement with computerized reasoning programming. Be that as it may, past techniques were described by expanded capital cost, difficult plans and required very much experienced personnel[3].

Electronic noses have contributed a plenty of benefits to an assortment of business ventures, tallying the rural, biomedical, beautifying agents, natural, nourishment, fabricating, military, pharmaceutical, administrative, and diverse logical research fields. Advances have upgraded item properties, consistency, and consistency because of developers in quality control viability managed by electronic-nose checking of all periods of mechanical development forms. This paper is an audit of a portion of the more basic and present day applications that have been of gigantic advantage to the mankind.

## II LITERATURE REVIEW

The principal model of a savvy electronic gas-detecting model was understood by Persaud and Dodd in 1982 [4]. From that point forward an amazing measure of gas-detecting research has been centered around a few modern applications. In contrast to other analytic instrument, this gadget permits the acknowledgment of natural examples without recognizing singular substance factors inside the unstable blend and getaway administrator weakness. Farming and sustenance enterprises have appropriated electronic nose innovation to gauge fragrance and nourishment perspective, stockpiling life, freshness, rural waste discovery, acknowledgment of natural synthetic substances, analysis of plant infection and numerous different applications [5]. As of late, some novel microbiological applications have been reported, for example, the portrayal of growths [6,7], microscopic organisms, the acknowledgment of leg ulcer profiles and the segregation between *Helicobacter pylori* and other gastro esophageal confines. We describe Electronic Noses framework and their applications for microbial divulgence in field of Health care, Food innovation, Environmental and Plant pathology.

## II. BASICS OF E-NOSE

### 3.1 Odor Sense

The A sensor is a device that detects events or changes in quantities and contributes a corresponding output, generally as an electrical or optical signal; for example, a thermocouple disciple temperature to an output voltage. But a mercury-in-glass thermometer is also a sensor; it converts the measured temperature into expansion and evaporation of a liquid which can be read on a calibrated glass tube.

The following figure shows the simple sensor system in human body, the figure 1 describe human speech recognition scheme, how sound can perceive through the sensor? Human sensor have collectively working in brain it will use for all senses.

Anything that has an odor constantly disappear tiny quantities of molecules that produce the smell, so-called odorants. A sensor that is accomplish to detect these molecules is called a chemical sensor. In this way the human nose is a chemical sensor and the smell is a chemical sense.

The human's ability to smell is not so perfect in ratio with animals. Human brain devotes only 4,8 cm<sup>2</sup> to the entire olfactory apparatus. At the same time a dog uses 65 cm<sup>2</sup> and a shark utilizes 2,3 m<sup>2</sup>. Despite of its inferiority, a human has about 40 million olfactory nerves. This allows detecting even slight traces of some chemical factors. Some odorants can be detected even if the concentration in the air is only one part per trillion.

Odor information processing in human model is tremendously convoluted task. It has been discussed in a huge amount of works. Humanity knows much about the functional characteristics and structure of the brain and can comprehend at least some of its information processing structure. However, overall dynamical properties of the brain are still unknown. If we can catch the behavior of the olfactory system it can be helpful to understand how other parts are involved. or authors, techniques used in implementation, event phases and drawbacks in the system below.

### 3.2 Comparison Between Mammalian Olfactory and E-Nose System

The olfaction begins with sniffing that blends the odorants into a uniform fixation and conveys these blends to the bodily fluid layer in the upper piece of nasal depression. Next these particles are broken up in this layer and transported to the cilia of the olfactory receptor neurons. Gathering process incorporates official of these odorant atoms to the olfactory receptors. Odorant atoms are binded incidentally to proteins that vehicle particles over the receptor layer with concurrent incitement of the receptors. Amid this incitement the compound response delivers an electrical upgrade. These electrical signs from the receptor neurons are transported to the olfactory globule. From the olfactory globule the receptor reaction data is sent to the olfactory cortex (discovery). Smell acknowledgment part happens in particular in the olfactory cortex. At that point the data is transmitted to the cerebral cortex. Remind that there are no individual receptors or parts of the mind proficient to perceive explicit smells. The mind is key part related the gathering of olfactory signs with the particular scent. Clean sing completions the olfaction procedure. For this reason the breathing outside air expelling of odorant particles from the olfactory receptors is required.

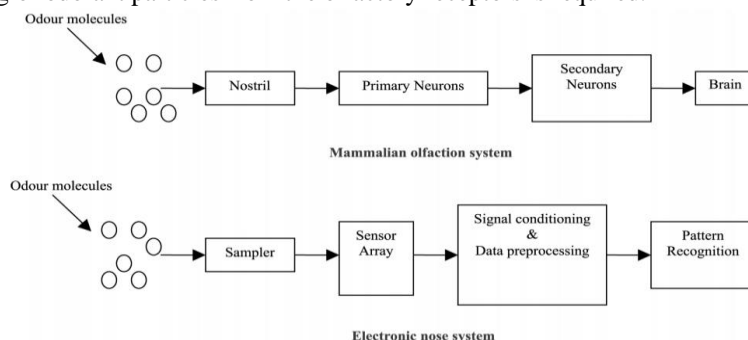


Figure 1: Comparison of the mammalian olfactory system and the e-nose system.

### 3.3 Basic components of an electronic nose

To simplify the idea of the electronic noses, Figure 2 shows the basic components of an electronic nose. The figure shows that an electronic nose must contain a processor and a memory for analyzing the received digital data. At the same time, it has to have the appropriate set of sensors that identifies the smell print of an odor.

Once the odor is detected, its source has to be localized and contaminated if it is dangerous such as chemicals or radiations. There are different localization methods including the one that use mobile robots as well as different AI algorithms. Therefore, for odor manipulation, we have three phases as shown in figure 4 which are odor sensing, recognition, and localization

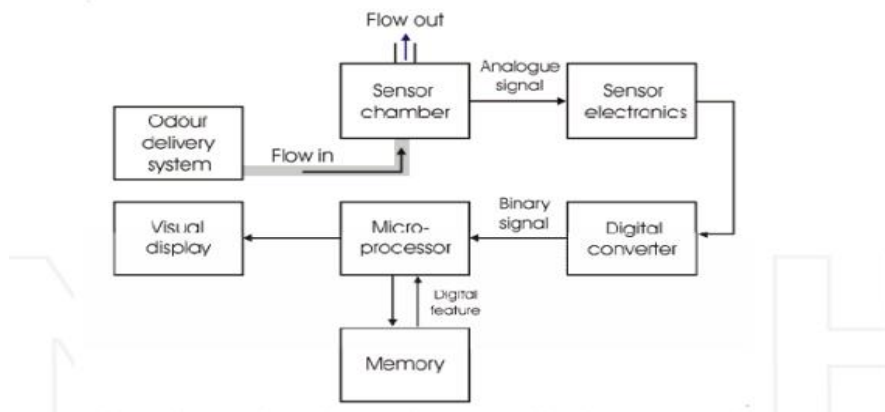


Fig 4: Basic components of an electronic nose

## III. ODOR RECOGNITION

When the smells are detected, they must be broke down for basic leadership. Nonetheless, such choice isn't simple since there are numerous variables that effect for example (I) sensors make them cover specificities, (ii) not every one of the sensors will have a similar act in detecting the scents, and (iii) no broad understanding has been come to on what comprises the principal segments of smell space. Thusly, perceiving the scent and taking the fitting choice still an issue to a significant number of the applications. In the accompanying passage, we will experience a portion of the man-made reasoning strategies that endeavor to take care of such issue including neural systems and fluffy rationale.

#### 4.1 Feed forward Network

When the smells are detected, they must be broke down for basic leadership. Nonetheless, such choice isn't simple since there are numerous variables that effect for example (I) sensors make them cover specificities, (ii) not every one of the sensors will have a similar act in detecting the scents, and (iii) no broad understanding has been come to on what comprises the principal segments of smell space. Thusly, perceiving the scent and taking the fitting choice still an issue to a significant number of the applications. In the accompanying passage, we will experience a portion of the man-made reasoning strategies that endeavor to take care of such issue including neural systems and fluffy rationale.

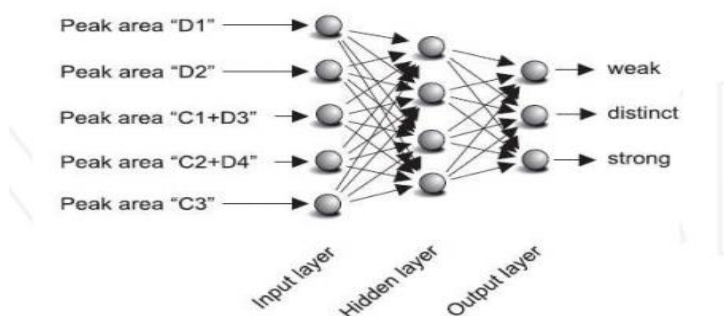


Fig 3: Structure of a standard feedforward network that could serve for the assignment of different classes of odor intensity

#### 4.2 Fuzzy logic and Neural Network

The consolidated the fluffy rationale and neural systems for better smell acknowledgment. The detecting is finished by a handheld smell meter, OMX-GR sensor which is a business item. Figure 4 demonstrates the utilized framework chart where a gas sensor exhibit is utilized to separate between 11 sorts of gases. When the sensors gather the smells information, the information is exchanged to the unsupervised element extraction square where a fluffy c-mean calculation is connected for information bunching. As it is known, fluffy c-mean partitions the information into fluffy segments, which cover with one another. Along these lines, the control of every datum to each group is characterized by an enrollment grade in (0, 1). This bunching diminishes the quantity of sources of info given to the neural systems given in the accompanying square. The capacity of the neural system is to arrange the sensor cluster yield into scent classes.

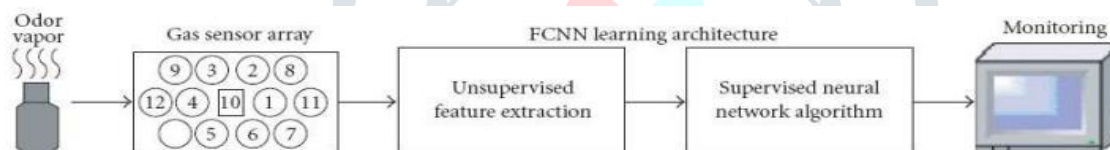


Fig 4: Fuzzy Neural system for odor recognition

### IV. MODERN APPLICATIONS OF ELECTRONIC NOSE

#### 5.1 Foods and Drinks

- 1 Cooked Chicken Meat
- 2 Stored Oysters
- 3 Processed Cheeses and Evaporated Milk
- 4 Stored Vegetable Oils
- 5 Chocolates and Packaging Materials

#### 5.2. Medical

##### 5.2.1. Eye Bacteria Classification

Ritaban Dutta (2002) investigated an innovative data clustering approach for six bacteria data by combining the 3-dimensional scatter plot, FCM and SOM network. The combined use of three nonlinear methods (3D-Scatter plot, SOM, FCM) can solve the feature extraction problem with very complex data and enhance the performance of Cyanosed 320.

##### 5.2.2. Air-Conditioning Capacity of the Human Nose

Sara Naftali et al (2005) developed transient simulations in 3D models of the nasal cavity to study transport patterns in the human nose and its overall capacity to condition the inspired ambient air into alveolar conditions. The nose is the front line defender of the respiratory system. Unsteady simulations in three-dimensional models have been developed to study transport patterns in the human nose and its overall air-conditioning capacity.

##### 5.2.3 Detection of Boar Tainted Carcasses

S Ampuero and G Bee (2006) have evaluated the potential of an electronic nose (SMart Nose 151, LDZ, Switzerland) with a mass spectrometer (quadripole) as a detector to classify boar tainted carcasses. Obtained results demonstrated the potential of the electronic nose to detect high and low levels of boar taint, independently of the taint-related compound, and therefore to sort-out boar tainted carcasses.

##### 5.2.4 Study of Aerosolized Viable Influenza H5N1 Virus in Ferrets

Richard S Tuttle et al (2010) discussed that the routes by which humans acquire influenza H5N1 infections have not been fully elucidated. Based on the known biology of influenza viruses, four modes of transmission are most likely in humans: aerosol transmission, ingestion of undercooked contaminated infected poultry, transmission by large droplets and self-inoculation of the nasal mucosa by contaminated hands. In preparation of a study to resolve whether H5N1 viruses are transmissible by aerosol in an

animal model that is a surrogate for humans, an inhalation exposure system for studies of aerosolized H5N1 viruses in ferrets was designed, assembled, and validated.

### 5.2.5 Breathe Analysis of Lung Cancer Patients

Vanessa H. Tran et al (2010) discussed the measurement of gaseous compounds in exhaled breath, such as volatile organic compounds (VOCs), may provide a noninvasive technique for assessing lung pathology, some of which are associated with lung cancer (LC). VOC analysis is laborious while electronic noses are emerging as rapid detectors of an array of gaseous markers recognizing a characteristic “smell print”.

## 5.3. CHEMICAL PROCESSES

- 1 Monitoring of the Composting Process
- 2 Monitoring of Biotechnological Processes
- 3 Plant Degradation Analysis

## 5.4. Environmental & Pollution Control:

- 1 Water Developments and Limitations
- 2 Monitoring of Air Quality in the International Space Station
- 3 Detection of Environmental Pollutants
- 4 Detective Services

## V. CONCLUSION

In this paper we have portrayed the utilizations of electronic smell detecting frameworks for microbial discovery in the fields of social insurance, nourishment innovation, natural and plant pathology. Distributed writing is extensive and investigates diverse test conditions to create and actualize these new examination techniques. Electronic noses are electrical opposition balanced detecting gadgets containing a sensor cluster capable of delivering an advanced unique mark of unstable natural mixes discharged from any source. Conductive polymer sensor exhibit exploit differential reactions of various conducting plastics (inside every sensor) to different substance species in the example headspace by delivering an exceptional electronic fragrance signature pattern (EASP) explicit to the analyze blend. The reaction of every sensor depends on the aggregate impact of the whole blend of parts in the headspace on electrical opposition changes created by adsorption of analytic to the sensor. Sensor adsorption is controlled by the explicitness of compound kinds, amounts and molar proportions of synthetic concoctions present in the example blend. Biosensors are having an incredible effect on the advancement of quick, touchy tests for the identification of microorganisms.

## REFERENCES

- [1] A. K. Pavlou, A. P. F. Turner, Sniffing out reality: clinical determination utilizing the electronic Nose. *Clinical Chemistry and Laboratory Medicine*, Vol. 38 No. 2, 2000, pp. 99-112.
- [2] A. K. Pavlou, N. Magan, D. Sharp, J. Dark colored, H. Barr, A. P. F. Turner, A canny fast scent acknowledgment display in separation of helicobacter pylori and other gastroesophageal disengages in vitro, *Biosensors and Bioelectronics*, Vol. 15, 2000, pp. 333-342.
- [3] A. Loutfi, Odor acknowledgment utilizing electronic noses in automated and clever frameworks (2006), PhD Thesis, Institutionen för teknik, Örebro universitet, Örebro, Swedish.
- [4] A. K. Pavlou, A. P. F. Turner, N. Magan, Recognition of anaerobic microorganisms separates in vitro utilizing electronic nose innovation, *Letter in Applied Microbiology*, Vol. 35, 2002, pp. 366-369.
- [5] A. D. Wilson, D. G. Lester, C. S. Oberle, Application of conductive polymer investigation for wood and woody plant recognizable pieces of proof, *Forest Ecology and Management*, Vol. 209, 2005, pp. 207-224.
- [6] S. S. Scheffman, D. W. Wyrick, R. G. Osuna, H.T. Nagle, Effectiveness of an Electronic Nose for observing bacterial and contagious development, *Proceeding of the seventh Int. Symp. On Olfac. Electronic Nose (ISOEN)*, Brighton, UK, Jul 20-24, 2000.
- [7] G. Keshri N. Magan, Detection and separation among mycotoxigenic and non-mycotoxigenic strains of two *Fusarium* spp. utilizing unstable creation profiles and hydrolytic catalysts, *Journal of Applied Microbiology*, Vol. 89, 2000, pp. 825-33.
- [8] Hasin Alam, S. Hasan Saeed, " Modern Applications of Electronic Nose: A Review ", *IJECE*, Vol. 3, No.1, February2013, pp. 52~63.
- [9] Esmaeil Mahmoudi, *Electronic Nose Technology and its Applications*, Research Articles, Volume 107 Issue 8 ,August 2009.