

REVIEW ON PLANNING, ANALYSIS AND DESIGN OF SUSPENSION BRIDGE

¹Prof. Bhushan B.Magar,²Prof. Dipali A.Pophale,

^{1,2}Assistant Professor

^{1,2}Department of Civil Engineering, Sanmati engineering College, Washim,MH, India.

Abstract: The prerequisite of long range connect is Increment with advancement of foundation Office in each country. Long range connect could be accomplished with utilization of high quality Materials and creative methods for Examination of extension. By and large, link Upheld spans contain both Suspension and link stayed connect. Link Bolstered spans are truly adaptable in Conduct. These adaptable frameworks are Defenseless to the dynamic impacts of wind What's more, tremor loads. The link remained Scaffold could give greater unbending nature due to Nearness of strained link remains as a power Opposition component. The suspension connects Could allocated more range in the field of Connect. In this way, mix of over two Auxiliary framework the inventive type of Link stayed suspension cross breed connect Could be the better alternative to give more Length. Here, endeavor is made to dissect long Length link stayed suspension crossover Connect.

I INTRODUCTION:

A suspension associate is a kind of augmentation in which the deck (the pile bearing part) is hung underneath suspension connects on vertical suspenders. The primary present day instances of this sort of framework were worked in the mid nineteenth century. Essential suspension ranges, which need vertical suspenders, have a long history in various uneven pieces of the world. This sort of platform has joins suspended between towers, notwithstanding vertical suspender connects that pass on the weight of the deck underneath, whereupon development crosses. This arrangement empowers the deck to be level or to round section upward for additional slack. Like other suspension associate sorts, this form routinely is worked without false work. The suspension joins must be moored at each completion of the augmentation, since any load associated with the framework is changed into a strain in these basic connections. The essential connections continue past the sections to deck-level sponsorships, and further keep on associations with remains in the ground. Vertical suspender connections or shafts, called holders, maintain the roadway. In a couple of conditions, the towers may sit on a pretend or gorge edge where the road may proceed explicitly to the basic navigate, by and large the augmentation will regularly have two smaller reaches, running between either join of segments and the interstate, which may be maintained by suspender interfaces or may use a support platform to make this affiliation. In the last case there will be by no curve in the separable essential connections.

II.OBJECTIVES

- To recognize the diverse kinds of extensions: Arch, suspension, support, pillar, cantilever And link remained.
- see how each extension structure Works to convey the heaps put on the Bridge.
- find how the distinctive sorts of extensions Fail and what changes can be made to The scaffold to build its quality. • value the essential parts of Construction, for example, quality and Placement of materials. Build up an Understanding of the prerequisites of the Materials utilized in extension development. Relate the extension models to reality

Sorts of suspension connect:

- Curve connects.
- Bascule connects.
- Pillar connects.
- Box brace connect.
- Burr bracket.
- Link stayed connect.
- Shelter connects.

Material:

- Grade of reinforcement: fe415
- Grade of concrete: m25
- Density of concrete: 2500kg/m

View of suspension cable:



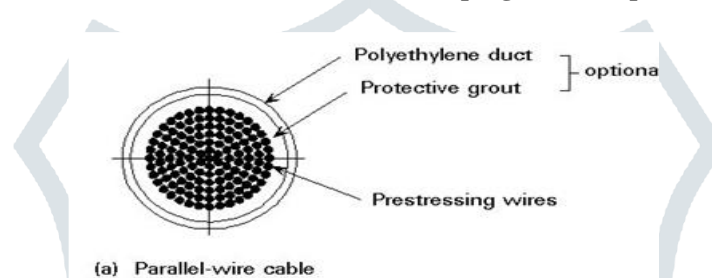
Some Main Suspension Bridges:

Rank	Name	Country	Span	Opening Year
1	<i>Messina Bridge</i>	<i>Italy</i>	<i>3,300 m</i>	<i>2020</i>
2	Akashi Kaikyō Bridge	Japan	1,991 m	1998
3	Xihoumen Bridge	China	1,650 m	2009
4	Great Belt Bridge	Denmark	1,624 m	1998
5	<i>Izmit Bay Crossing</i>	<i>Turkey</i>	<i>1,550 m</i>	<i>2015</i>
6	<i>Yi Sun-sin bridge</i>	<i>South Korea</i>	<i>1,545 m</i>	<i>2012</i>
7	Runyang Bridge	China	1,490 m	2005
8	<i>Nanjing Fourth Yangtze Bridge</i>	<i>China</i>	<i>1,418 m</i>	<i>2011</i>
9	Humber Bridge	England, UK	1,410 m	1981
10	Jiangyin Suspension Bridge	China	1,385 m	1999
11	Tsing Ma Bridge	Hong Kong	1,377 m	1997

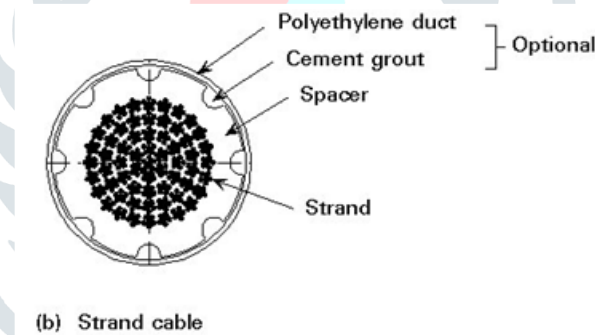
Concentrate the CABLE of a suspension connect :**Links**

- A link is an exceptionally adaptable part
- A link transmits principally hub powers
- A link can be made of:
 - a heap of steel wires
 - A heap of strands
 - A bundle of a few links

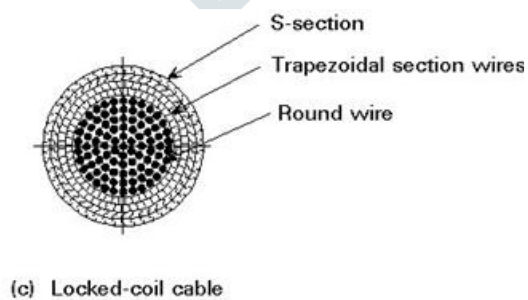
Parallel wire links are made out of a progression of parallel wires



Strand cables are composed of parallel or helically combined strands:



Locked-coil cables (which were invented for better corrosion protection):
These cables are less flexible than the other types.

**Suspension spans with hardening support:**

- The solidifying support changes the moved burden into a distributed set of equivalent vertical pulls that are perfect with the state of the link
- All the contrasts between the real stacking and the stacking that compares to the state of the link are consumed by the pillar

Example: Severn Bridge (UK)

- Reduced partiality to impact (falter).
- Notwithstanding, the ceaselessly showing up of advancement controls in the holders can make weariness issues
- Stacking:
- Dead weight: associate deck and other outside segments, Floor total, etc., as indicated by the game plans of is by all accounts: 875-
- 1987(part I) superimposed weight: reliably Disseminated stack of 5.00 kn/m2 Wind load: as per the courses of action of is by all accounts: 875-1987(part iii)

III .CONCLUSION:

This undertaking manages examination and plan Of a suspension link connect utilizing stead professional. The arranged suspension link connect is Displayed instead ace different burdens and Mixes are incorporated into the edge investigation additionally Included sidelong loads. In this venture, the investigation of casing is Finished by firmness grid strategy utilizing staad star Programming. The breeze burden can be determined utilizing the Indian benchmarks is: 875(part 3)- 1987. The fundamental Breeze speed relating to Guntur area is taken From the code is:875 (section 3)- 1987.

REFERENCE:

- [1] Finite element- based shudder investigation of Cable- suspended extensions, ahmadNamini, partner part, asce; pedro Albrecht, part, asce. June 1992, Diary of auxiliary designing.
- [2] Static investigation and streamlined structure of Suspension spans having different unbending nature Of links, tatjanagrigrorjeva,algirdasJuozapaitis&zenonaskamaitis, Pages 363-371, 2010.
- [3] Dynamic tests on substantial link stayed Scaffold, a. Cunha; e. Caetano; and r. Delgado, diary of scaffold designing, Vol. 6, issue 1 (february 2001)
- [4] Advances in aeroelastic investigations of Suspension and link stayed spans, allan Larsen, volumes 74– 76, 1 april 1998, Pages 73-90.

