Super CH based energy efficient clustering algorithm for wireless sensor networks

U.Hariharan[1] Dr.N.Krishnaraj[2]
[1]Research Scholar, Shri Venkateshwara University, Gajraula, Uttar Pradesh 244236, India
Asst.Prof, Department of Information Technology, Galgotias College of Engineering and Technology,Greater Noida, Uttar Pradesh 226001, India
[2]Professor,Department of Computer Science and Engineering, Sasi Institute of Technology and Engineering, Tadeplalligudem 534101,Andrapradesh,India

Abstract

In this paper, an improved variation of the energy aware distributed unequal clustering protocol (EADUC-S) is foreseen. The EADUC protocol is normally used for dealing with energy hole issue in multi-hop WSN. In the EADUC, region of base station and waiting energy are given hugeness as clustering parameters. In perspective on these parameters, differing challenge radii are assigned to centers. In this, another procedure has been proposed to improve the working of EADUC, by picking group heads considering number of centers in the zone despite the more than two parameters. The joining of the region information for estimation of the test radii gives better altering of energy in relationship with the present philosophy. In addition, for the decision of next hop center, the hand-off estimation is portrayed authentically to the extent energy cost as opposed to simply the partition information used in the EADUC and the data transmission arrange has been connected in each round by playing out the data amassing number of times through usage of genuine spaces and little scale openings. The methodology used is of holding comparable bundles for two or three adjusts and is ground-breaking in decreasing the clustering overhead. A super CH will be chosen extra to dealt with different CHs in the network. The execution of the proposed protocol has been evaluated under three one of a kind circumstances and differentiated and existing protocols through proliferations. The results exhibit that the proposed arrangement defeats the present protocols to the extent framework lifetime in all of the circumstances.

Keywords: Clustering; WSN; Energy; Optimization

1. Introduction

WSNs are portrayed by various resource constraints, for instance, energy, taking care of power, amassing and transmission go. Out of these factors, energy of passed on sensors has been the huge resource impediment of the remote sensor networks. Bundle of research work has been finished in the latest decade to address this test [1]. WSNs are sent thickly for information gathering applications including a great deal of district, for instance, cultivating, forests, coal mines, seeing of rail tunnels, checking of sun fueled photovoltaic cell in a structure, etc., and WSNs require information from all territories. The base station (BS) is put a long way from the recognizing field in a substantial part of the cases. In such networks, information are collected at times by the BS. Clustering with hierarchical topology is seen to be viable for recognizing predictable checking networks. It is shown that clustering the framework offers more conspicuous future than the framework with

direct information transmission. It is exhibited that the framework future gets improved by a factor of around 2 or multiple occasions with clustering [2].

There are various focal points of using clustering protocols in information gathering networks. In thick framework, consistently there is immense volume of traffic among the sensors, which prompts creation of impediment and as such outcomes into crashes. It is ordinary that assembling the sensors would restrain the amount of long separation transmissions and thusly result into saving of the energy. In clustering, the common sensor nodes (bunch people) rest times are drawn out, while CHs encourage the activities of its part nodes, again occurring into energy saving [3]. This development booking is executed, as it were, through TDMA based timetable [4,5]. Moreover clustering energizes information amassing at (CH) by lessening the amount of transmitted information packs, which helps in diminishing of energy use of sensor nodes [3].

The correspondence in clustering protocols is executed in two phases, first is intra-bunch, for instance inside the groups, and the second is between bunch, for instance between the groups and the BS. In addition, the correspondence in a remote sensor compose clustering protocol can be taken up either by using single hop transmission, or multi-hop steering [6,7]. Most of the clustering protocols use single hop correspondence for bestowing inside the group, as the separation between sensors inside the bunch is modestly short, for instance Filter [1], Drain DT [5], Notice [8], and so on. Examines proposed recorded as a hard copy report that multi-hop correspondence between the sensor nodes and the CH is more energy-gainful than single hop correspondence, when the expansion adversity type is high. This is when sensor nodes are sent in thick vegetation locale, or structures, or mechanical offices [6]. In such cases, multi-hop correspondence is powerful in vanquishing signal inducing difficulties. Nonetheless, in light of the way that the radio scatters energy in transmission just as in social event, direct transmission is in like manner significant. Regardless, there is a hindrance if there ought to emerge an event of direct transmission as well. It is incredible to experience it to a particular point of confinement remove just [9]. This is in light of the fact that in case of transmission remove past farthest point separate, the energy cost works as demonstrated by the fourth power of the separation [5,10]. As the sensor nodes are energy constrained, they normally have an obliged transmission go. Along these lines, in order to expand the framework flexibility moreover, multi-hop correspondence is perfect [11]. On the off chance that there ought to emerge an event of correspondence from CH node to the BS, in case BS being a long way from sensor field, by then, it is more brilliant to use multi-hop correspondence [9]. There are number of clustering protocols developed that use multi-hop correspondence for achieving more energy-capable between bunch correspondence. Multi-hop Filter [12], EADC, EDUC, and so on are some such protocols.

One of the basic stresses in remote sensor networks is increase in framework lifetime in light of the fact that after the framework ends up broken, vital proportion of energy should not remain in the nodes, else it is wastage. Many research works has portrayed the framework lifetime to be the time when the main node is dead (FND). The idea behind this doubt is that it is indispensable that all of the nodes of the framework disappear around meanwhile to avoid early loss of recognizing consideration, and likely dividing the framework. In any case, as the lifetime need is application explicit, considering the principal node dead as the

lifetime definition is anything but a nonexclusive one. There are different sorts of sensor framework's applications and along these lines, to oblige unmistakable application requirements, lifetime of the framework has in like manner been surveyed at different stages, for instance when first node fails miserably, or certain dimension of nodes crash and burn. Notwithstanding, it is progressively basic that arrange limits self-administering and guarantees its errand until its lifetime.

In a clustering protocol, a CH is vivaciously agitated as it needs to perform diverse endeavors, for instance, group improvement, data aggregation, data transmission and handing-off. CHs hence exhaust more energy when appeared differently in relation to non-CH nodes. In the middle of bunch transmission for both the techniques for correspondence, single hop and multihop, there is inevitable issue of energy disparity among sensor nodes. For single hop correspondence, CHs which are a long way from BS channel out their energy primarily because of the long separation transmission. However, while using multi-hop correspondence in clustering protocols, by then, the CHs near the base station channel their energy quickly because of the extra weight of traffic handing-off. This unbalanced correspondence load results in energy opening or issue zone locale. Along these lines, loss of distinguishing incorporation and separating of the framework occur and in the long run impact the framework execution. Past research has appeared if sensors are distributed reliably in the locale of interest, 90 percent of the total energy of the sensors is left unused when organize lifetime closes, for instance when first node is dead. It is exhibited in reference 30 that uneven energy utilization among all of the sensors is unavoidable in light of many-to-one correspondence perspective in WSNs. For increasing the framework lifetime, energy use among all the framework nodes must be balanced. Starting late, much research has been done to address energy unevenness and alleviate energy hole issue for grouped WSNs. Different systems, for instance, using node portability, hierarchical arrangement, versatile sink, non-uniform clustering, traffic collection and data pressure, node distribution, etc., have been proposed for handling energy hole issue.

In this paper, an undertaking has been made to improve orchestrate future of an EADUC protocol used in consistent watching applications and a super CH (SCH) is chosen based on the remaining energy and the node with most extreme energy will be chosen as SCH. The EADUC uses non-uniform clustering estimation to alleviate the energy hole issue. The inside idea in our proposed arrangement is that in the midst of the CH decision subphase, nodes contention clear undertaking would be based on not simply the separation factor and node's residual energy as is used in EADUC, yet what's more a tertiary factor, number of neighbor nodes. This territory data is considered as the clustering parameter to expand orchestrates future. Another key idea used in our improved EADUC protocol is in the midst of decision strategy for traffic handing-off. The cost connected with exchanging, the extent that energy, is united as the estimations for picking one of the possible nodes as a hand-off node instead of simply the separation data used in EADUC. The proposed arrangement balances the energy use of the nodes in the framework for uniform distribution similarly with respect to non-uniform distribution. Further to update the framework lifetime, widening the data transmission arrange by confining into huge openings and littler than anticipated spaces is sufficiently united with the proposed clustering and exchanging methodology as used in reference 41. The data gathering occurs in each less space using

comparative groups once molded and the amount of downsized openings contains an imperative space. After every genuine space, CH turn inside the present bunch utmost and handover of the group people occurs. The proposed strategy lessens the clustering overhead and thusly hauls out the framework lifetime. The execution of our proposed protocol is differentiated and the current protocols using framework lifetime as the execution metric.

2. The improved EADUC protocol mechanism

The clustering strategy utilized is comparative in activity to EADUC protocol. The protocol works in rounds. After nodes are conveyed, every node initially processes its separation from BS. For this, BS communicates a flag, which is heard by all nodes. Based on the got flag quality, every node approximates its separation to BS. Each round contains group set-up stage and enduring state stage in which data transmission happens.Into three phases the set-up phase is sub-divided as T_1, T_2 and T_3respectively. The primary phase is the adjacent node data collection. Every node distributes a $Node\_Msg$ at starting of the data gathering phase that comprise of residual energy and id. From the complete adjacent node, all node receive $Node\_Msg$ of radio range. E_{avg_res}, is the average residual energy in which every node performs in (1)

$$E_{avg_{res}} = (\sum_{j=1}^{m} S_j . E_r) \, /nb \tag{1}$$

Let s_j be a node, residual energy of s_j refers as E_r, neighbors count is represented as nb. The subsequent sub-phase operation is worked with the T_1 time. Every node estimates the waiting time at data gathering phase end for transmitting $Head\_Msg$ as in (4)

$$t = \begin{cases} \frac{E_{avg\_res}}{E_r} T_2 V_{r,} & E_r \geq E_{avg\_res} \\ T_2 V_r, & E_r < E_{avg\_res} \end{cases} \tag{2}$$

Where present node residual energy is E_r, real value is V_r in [0.9, 1] that is distributed randomly that is employed to minimize the probability that the two nodes transmit the Head_Msg. The node transmit a Head_Msg in R_c, when it does not retrieve the CH state.

A super CH (SCH) is chosen based on the residual energy and the node with greatest energy will be chosen as SCH. The improved EADUC plot is based on the EADUC protocol; be that as it may, rather than the EADUC, it utilizes an alternate challenge span rule for creating unequal groups. In the first EADUC protocol, in the articulation for rivalry sweep, just the separation between the nodes and the BS, and the residual energy of the nodes is considered. So as to represent the cost engaged with total, the proposed plan likewise thinks about the quantity of neighbors, notwithstanding the over two elements, while choosing the challenge radii. The challenge range for the proposed plan is a component of separation to the BS, the residual energy of CH, and the quantity of neighbor nodes. Nodes with moderately higher residual energy, more prominent separation from the BS, and lower number of neighbor nodes ought to have bigger challenge range.

For accomplishing it, following recipe given in Eq. (3) is utilized. $R_c = \left[1 - \alpha\left(\frac{d_{max} - d(s_j, BS)}{d_{max} - d_{min}}\right) - \beta\left(1 - \frac{E_r}{E_{max}}\right) + \gamma\left(1 - \frac{s_{j(nb)}}{nb_{max}}\right)\right] R_{max}$ (3)

In (0, 1), α, β, γ refers the weights, the transmission radius maximum rate is R_{max}, minimum and maximum nodes distance from BS are dmin and dmax, distance of jth node from BS is $d(s_j, BS)$, node's residual energy is E_r and the E_{max} initial energy maximum value. Thus using nodes' distance from BS, its neighborhood information cluster size and residual energy is governed.

The possibility of incorporation of neighborhood data for CH choice alongside accessible energy and separation to the sink is utilized in some current protocols, viz. an unequally bunched multi-hop steering protocol (UCMR) [52], and half and half unequal clustering with layering protocol (HUCL) [41]. Be that as it may, in the UCMR and HUCL protocols, the quantity of neighbors isn't considered while processing the challenge radii. The count of rivalry radii in these papers utilizes the separation parameter just as is utilized in an energy effective unequal clustering system (EEUC) [49] or in an unequal bunch based directing protocol (UCR) [51]. In the UCMR protocol, the quantity of neighboring nodes is fused in the weight computation that is one of the parameters in the CH choice strategy. In the HUCL protocol, the area data, for example number of neighbors is utilized amid figuring of the hold up time, which is a stage amid bunch set up.

Cluster formation sub-phase begins, after the completion of CH sub-phase, whereas the duration is T_3. The actual nodes selects the closest CH in this phase. Join_Msg, cluster is created through transmission. For the cluster member's data transmission, TDMA Schedule_Msg transmit CH. While in time slot, the member node wake up and remain in sleep state. This aids in energy conservation.

After the network is setup as groups, relentless state stage starts. In this stage, data transmission happens. First the part nodes transmit their detected data as indicated by the calendar arranged by their particular CHs. This transmission is single hop and is known as intra-group correspondence. The CH gets the detected data from its part nodes and stores the normal amassed data. As the individuals chose in a group are those which are closer to their particular CHs, so it is fitting to total the approaching data into one packet. The errand of intra-bunch correspondence is done at the same time in all groups.

The CHs transmit the data packet to the BS either straightforwardly, or through transferring. On the off chance that the separation from individual CH to BS is more prominent than edge remove (dist_th), intercluster correspondence is done; generally direct transmission is executed. For between group correspondence, the choice of CH as next hop node (hand-off node) is then drawn.

3. Performance Evaluation

The energy use of the whole network upgrades with the expansion in the quantity of rounds as appeared in Fig. 1. At the point when contrasted with the other two techniques, for example, EPMS and Proposed calculation, the Drain energy use is high that utilizes portable sink strategy. It takes the procedure of inactive random versatile and frequently the BS nodes goes by the comparative region that would cause more energy

use in the EPMS strategy. In the EPMS calculation, it takes detached random portable procedure, and the sink nodes every now and again go through a similar zone, which will cause more energy utilization. Our Proposed calculation devours minimal energy among three calculations.

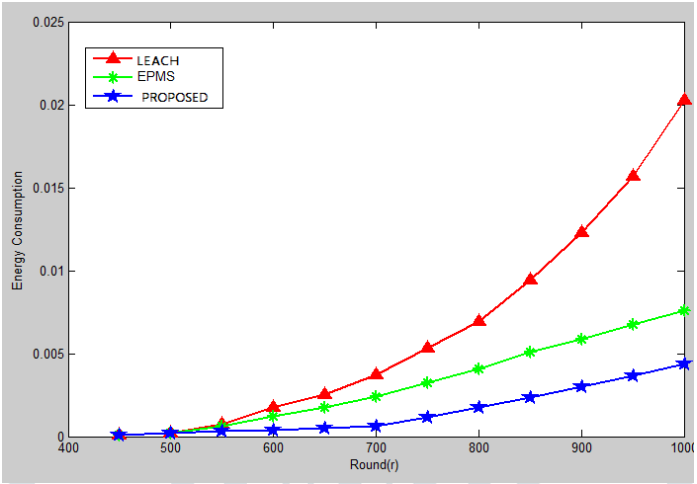

Fig. 1. Energy consumption analysis

Network lifetime is a critical measure approves the viability of the connected techniques. It is commonly spoken to as the example when the nodes in WSN begin to pass on. Fig. 2 delineates the quantity of working nodes with an expansion in number of rounds. The figure delineates that the main node winds up latent at the round number of 900 for Drain and 1200 for EPMS. Be that as it may, the proposed technique upgrades the network lifetime by delaying the primary node bite the dust in the network and the principal node pass on happens at 1500 rounds. Here, Drain is observed to be productive than Filter however the proposed strategy accomplished most extreme lifetime over different techniques.

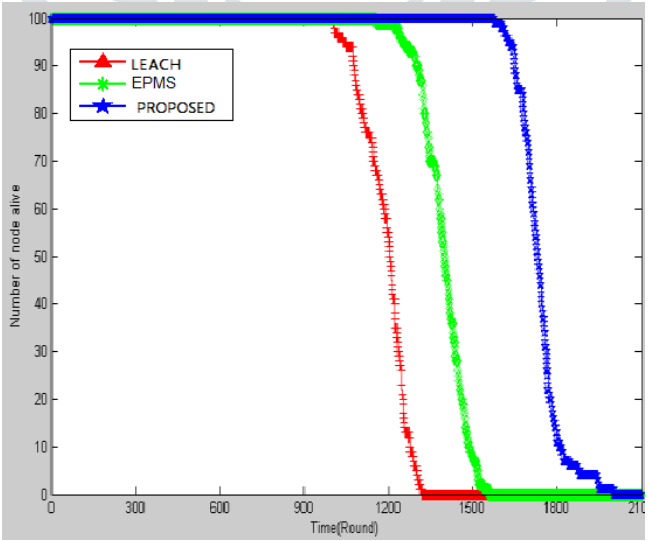

Fig. 2. Network lifetime analysis

The packet tally effectively got at the BS is given in Fig. 3. From the figure, it is obviously demonstrated that the packet tally of the proposed technique is very nearly multiple times superior to Filter and copies the execution of the EPMS. In the meantime, it is demonstrated that the Drain gets least number of packets

contrasted with EPMS and proposed technique. The EPMS attempts to handle and gets more number of packets than Drain, however neglects to beat the proposed strategy. At last, the proposed strategy prompts the greatest number of packets came to at the BS sue to the improved network lifetime.

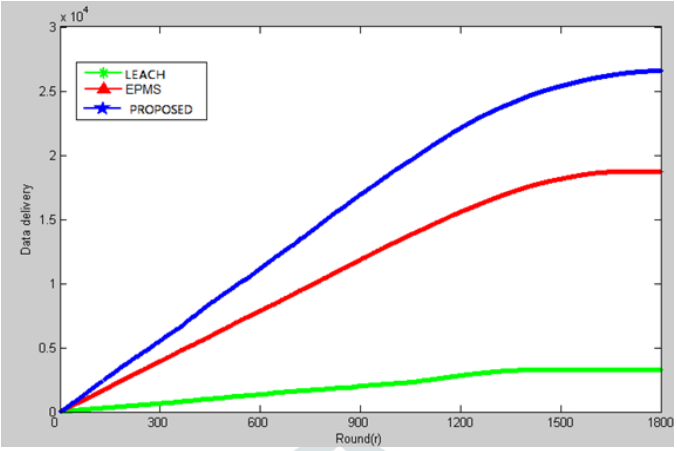

Fig. 3. Data delivery analysis

A similar examination of the proposed strategy with Drain and EPMS is set aside a few minutes and are appeared in Fig. 4. It is demonstrates that the expansion in speed of the BS diminishes the normal conveyance delay. The normal conveyance delay of the proposed technique is lesser contrasted with the other two methodologies. The Drain demonstrates the higher idleness of conveyance time though the EPMS indicates preferred conveyance time over Filter. The proposed technique is observed to be better interms of energy productivity, network lifetime, throughput and delay.

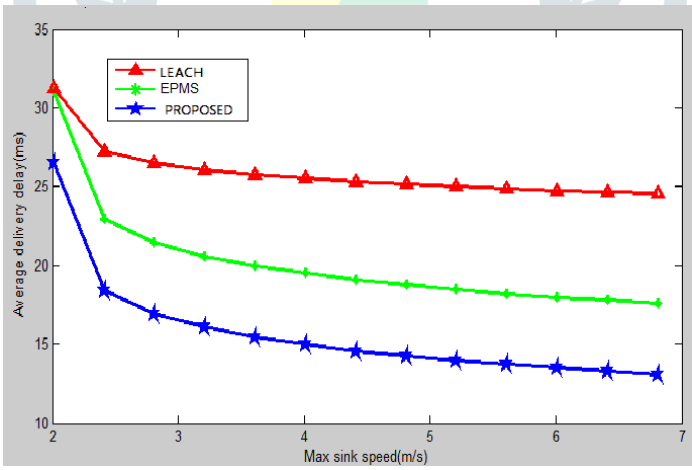

Fig. 4. Time consumption analysis

4. Conclusion

In this paper, an improved variation of the energy aware distributed unequal clustering protocol (EADUC-S) is foreseen. The EADUC protocol is normally used for dealing with energy hole issue in multi-hop remote sensor networks. In the EADUC, territory of base station and waiting energy are given centrality as clustering parameters. In perspective on these parameters, different test radii are apportioned to centers. In this, another

approach has been proposed to improve the working of EADUC, by picking cluster heads contemplating number of center points in the zone notwithstanding the more than two parameters. The fuse of the territory data for figuring of the test radii gives better changing of energy in relationship with the present philosophy. The proposed strategy is observed to be better interms of energy proficiency, network lifetime, throughput and delay.

References

[1] Karthikeyan, K., Sunder, R., Shankar, K., Lakshmanaprabu, S.K., Vijayakumar, V., Elhoseny, M. and Manogaran, G., 2018. Energy consumption analysis of Virtual Machine migration in cloud using hybrid swarm optimization (ABC–BA). *The Journal of Supercomputing*, pp.1-17.

[2] Murugan, B.S., Elhoseny, M., Shankar, K. and Uthayakumar, J., 2019. Region-based scalable smart system for anomaly detection in pedestrian walkways. *Computers & Electrical Engineering*, *75*, pp.146-160.

[3] N. Vlajic, D. Xia, Wireless sensor networks: to cluster or not to cluster? Proc. of the International Symposium on a World of Wireless, Mobile and Multimedia Networks, 2006.

[4] M. Liu, J. Cao, G. Chen, X. Wang, An energy aware routing protocol in wireless sensor networks, Sensors 9 (2009) 445–462.

[5] S.H. Kang, T. Nguyen, Distance based thresholds for cluster head selection in wireless sensor networks, IEEE Commun. Lett. 16 (9) (2012) 1396–1399

[6] V. Mhatre, C. Rosenberg, Design guidelines for wireless sensor networks: communication, clustering and aggregation, Ad Hoc Netw. 2 (1) (2004) 45– 63.

[7] M. Perillo, Z. Cheng, W. Heinzelman, On the problem of unbalanced load distribution in wireless sensor networks. Proc. of IEEE GLOBECOM Workshops on Wireless Ad hoc and sensor networks, Dallas, TX, 2004, pp. 74–79.

[8] O. Younis, S. Fahmy, HEED: a hybrid, energy-efficient, distributed clustering approach for ad hoc sensor networks, IEEE Trans. Mobile Comput. 3 (4) (2004) 366–379.

[9] B. Tavli, Energy-efficient relaying in wireless networks, Int. J. Electron. Commun. 63 (2009) 695–698

[10] W.B. Heinzelman, A. Chandrakasan, H. Balakrishnan, An application-specific protocol architecture for wireless microsensor networks, IEEE Trans. Wirel. Commun. 1 (4) (2002) 660–670.

[11] R.C. Carrano, D. Passons, L.C.S. Maglhaes, V.N. Albuquerque, Survey and taxanomy of duty cycling mechanisms in wireless sensor networks, IEEE Commun. Surv. Tut. 16 (1) (2014) 181–192.

[12] F. Xiangning, S. Yulin, Improvement on LEACH protocol of wireless sensor network. Proceedings of International Conference on Sensor Technologies and Applications (Sensor Comm), 2007, pp. 260–264, doi:10.1109/ SENSORCOMM.2007.4394931.