

RELATIVE EDUCATION ON PARTICULAR ANTHROPOMETRIC EXTENT OF CONTESTANTS AT UNLIKE NEAR

1Name of 1st Mr Smit Patel

¹Designation of 1st Associate Professor

¹Name of Department of 1st Faculty of Science

¹Name of organization of 1st Gokul Global University, Sidhpur, Patan, Gujarat – India

Abstract

Measurements of body size include such descriptive information as height weight and surface area while measurements of body proportion describe the comparative of on height and weight and among length of various body segments. It has been found that top athlete in some sports tends to have those proportions that bio mechanically and the particular performance required (Early 1982).

Athletes for superior performance in any is selected on the basis of his physical structure and body size, which has proved to appropriate for high performance in the given sport (Tanner 1964). Therefore this study has been undertaken with a view to find out the selected anthropometric measurement of national and state level junior athletes.

Keywords: Anthropometric measurement, height, weight, thigh girth, leg and hand length

Introduction

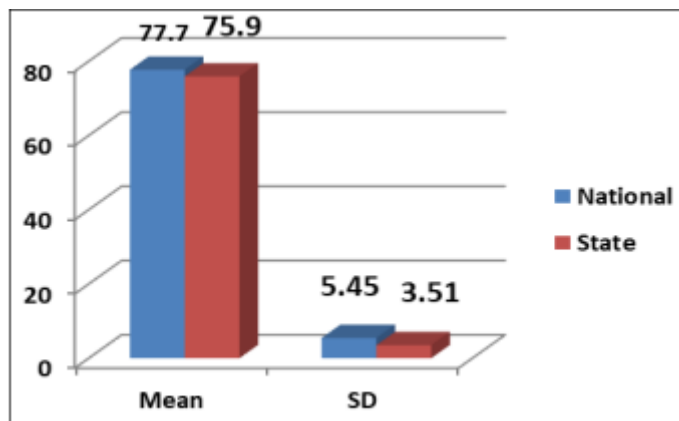
Anthropometry is the branch of Anthropology which is concerned with taking of measurements of human body. This definition has been confined to the kinds of measurements commonly used in associating physical performance with body build (Warren 1974).

Measurements of body size include such descriptive information as height weight and surface area while measurements of body proportion describe the comparative of on height and weight and among length of various body segments. It has been found that top athlete in some sports tends to have those proportions that bio mechanically and the particular performance required (Early 1982).

Method and Materials

In order to compare selected anthropometric measurement of national and state level junior athletes, Forty (40) National level and State level junior athletes of which twenty of each level (Players were selected from sprint, Long jump, shot put, javelin and long distance running events where four athletes of each event. employ PE teachers on Tirunelveli District.

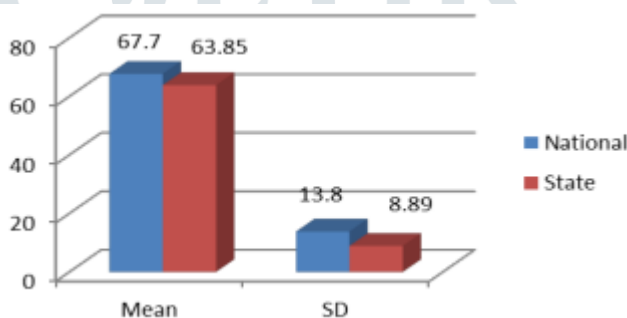
Statistical Procedure The gathered data were duly analyzed through statistical procedure using Descriptive statistics and 't' test was applied to find out significant differences between selected anthropometric measurement and of national and state level athletes, The level of significant was set at 0.05 level of confidence.



The different of clearly revealed height between national and Stare level

Findings

In the Table & Fig., it is clearly revealed that, significant difference exist on Height between national and state level athletes as because Cal “t” value (2.15*) is higher than Tab t 0.05 (38) value (2.024*). Mean of performance of national athletes were better than state athletes. Table: Mean, SD and “t” Test on Body Weight of National and State Level Junior Athletes.

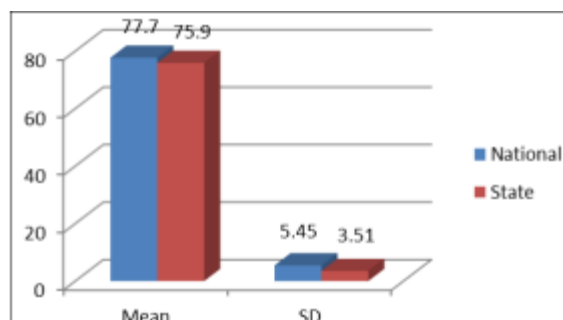


The different of clearly Body weight between national and state level

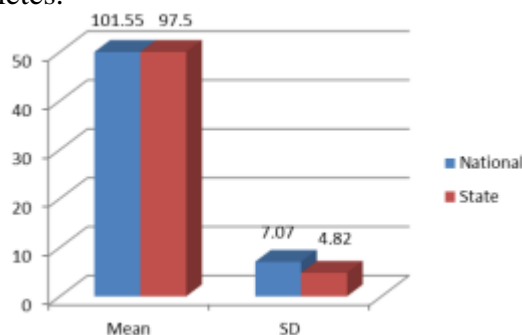
Findings In the Table and Fig, it is clearly revealed that, no significant difference exist on Body weight between national and state level athletes as because Cal “t” value (0.50) Mean of performance of national athletes were better than state athletes.

Mean, SD and “t” Test on Hand Length of National and State Level Junior Athletes

Level	Mean	SD	Mean Difference	Standard Error	“t”
National	77.7	5.43	1.8	1.45	1.24
State	75.9	3.51			

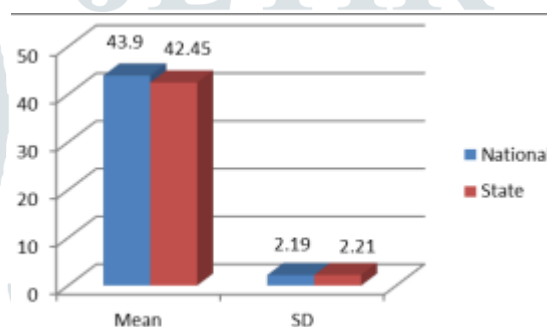


Findings In the Table and Fig., it is clearly revealed that, no significant difference exist on Hand length between national and state level athletes as because Cal “t” value (1.24) Mean of performance of national athletes were better than state athletes.



Findings In the Table & Fig., it is clearly revealed that, significant difference exist on Leg length between national and state level athletes as because Cal “t” value (2.12*) is higher than Tab t 0.05 (38) value (2.024*). Mean of performance of national athletes were better than state athletes. Table: Mean, SD and “t” Test on Thigh Girth of National and State Level Junior Athletes.

Level	Mean	SD	Mean Difference	Standard Error	“t”
National	43.9	2.19	1.45	0.68	2.10*
State	42.45	2.21			



Findings

In the Table & Fig., it is clearly revealed that, significant difference exist on Thigh Girth between national and state level athletes as because Cal “t” value (2.10*) is higher than Tab t 0.05 (38) value (2.024*). Mean of performance of national athletes were better than state athletes.

Discussion and Conclusion

The main results of the present study, conducted in 40 junior National and State athletes aged 14-19 years from South region of India are the following: Result of the study showed that anthropometric characteristics such as-Height, Leg length and Thigh Girth were found to be significant whereas no significant difference was found in case of Body weight, and hand length.

Here researcher believed that due to Biological, environmental & Genetic makeup of the athletes may be causes of obtaining grater height (Nudri et al. 1996). Rather it can be said that in the adolescence stages (13 to 19 years) height is increase steadily and obtained near top height than other growth stages (Singh A. et al. 2007).

The average age of both level (N, S) athletes were 17 & 15 years respectively, so they belongs to this stages and achieved more height, but due to greater age national athletes were found better than state athletes because height of the normal peoples is increased proportionally with age (Singh A. et al. 2007).

Leg length also increases due to increasing overall height of the athletes and development of lower limb is quicker than upper limb (D Gunnell 2001). Thigh circumference of the national athletes were found better, in this case researcher believed that due to strenuous practice, exercise, and nutritional aspect of the athletes

thigh muscle hypertrophy is occurred (Hug F 2006) so that overall circumference of the thigh muscles is increase.

Although there was age difference between both levels of athletes but due to scientific training, conditioning, dieting, and maintaining physical fitness, body weight of the athletes is on control (Train 2004 reported) therefore we found no significant difference of body weight in this study.

Important that there was not enough age difference between national and state level athletes so that due to closer age difference upper limb development is same and no difference was found.

References

1. Barrow Harold M, Rosmary Megee. A Practical Approach to Measurement in physical education. Philadelphia: Lee and Febiger; c1979, 179.
2. Bubrben B. frost Physical Education practices principles. Philadelphia, London. Addison Wesley pub. Company; c1975, 230.
3. Correlation Meyers R. Measurements in physical education. The Ronald press Company; c1974, 258.
4. Mathews DK. Measurement in physical Education 1958 by W.B. Saunders company; c1958 Aug, 101.
5. Nelson Jack K, Johnson Barry L. Practical measurement for Evaluation in physical educatio". Surjeet Publication. Blication, Ludhiana; c2007. p. 369-370.
6. Singh Ajmer, Baina Lagdish, Gill Singh Jagtar, Bras Singh Rachhpal. Essential of Physical Education, Pub– Kalyani publisher New Delhi; c2007. p. 535-537.
7. Tanner JM. The physique of Olympic Athletes. London Georage Allen and UN Ltd; c1964, 13.
8. Thomas Kirk. Cureton The Physical Fitness of Champion Athletes. Jr. Urbana, IU.: University of IUinois Press; c1951, 458.
9. Chiara Milanese, Oscar Bortolami, Matteo Bertucco, Giuseppe Verlato, Carlo Zancanaro. Anthropometry and motor fi tness in children aged 6-12 years University of Verona, Italy, Received: 9 January 2010; received in revised form: 7 March 2010; accepted: 15 April 2010
10. Early Zeighler F. Physical education and sports and introduction. Philadelphia, Lea and Febeger; c1982, 78.
11. Gunnell David. Commentary early insights in to height, leg length, proportionate growth and health. International journal of Epidemiology; c2001, 30.
12. Warren CA. Identity and community in the gay world; c1974.
13. Kansal V. The Formation and Run-off of Condensate on a Vertical Glass Surface: An Experimental Study (Master's thesis, University of Waterloo); c2007.
14. Aziz I, Wan Nudri WD, Tee ES, Cavalli-Sforza LT. A study of breakfast practices of Malay urban executives in Kuala Lumpur. In The 11th Scientific Conference of the Nutrition Society of Malaysia; c1996 Mar 23.