

Design and Fabrication Automatic Sorting Machine

¹Ajith.S, ²Mohammed Moideen Riyaz. M, ³Vijaya.S

^{1,2&3}Department of Mechatronics

Bharath Institute of Higher Education and Research
Chennai, India

Abstract: The programmed arranging framework has been accounted for to be intricate and a worldwide issue. This is a direct result of the failure of arranging machines to join adaptability in their structure idea. This exploration in this manner structured and built up a computerized arranging object of a transport line. The created computerized arranging a machine can fuse adaptability and separate types of non-ferrous metal articles and at the same time move protests consequently to the bin as characterized by the control of the Programmable Logic Controllers (PLC) with a capacitive vicinity sensor to recognize an esteem scope of articles. The outcome acquired demonstrates that plastic, wood, and steel were arranged into their separate and right position with a normal, arranging, time of 9.903 s, 14.072s and 18.648 s individually. The proposed created model of this examination could be received at any foundation or ventures, whose rehearses depend on mechatronics building frameworks. This is to direct the modern area in arranging a question and instructing help to organizations also, consequently create the rundown of arranged materials as per the empowered arranging program directions.

Keywords – Automatic material sorting, proximity sensor, conveyor belt, PLC.

I. INTRODUCTION

Materials handling involves the movement, storage, control, and protection of materials during their manufacturing, distribution, consumption, and disposal [1–5]. There are different material handling systems and equipment in industrial plants, which use the conveyor system. It moves objects from the source to the terminal instead of moving objects with people due to its ability of continuity in the operation speed and consistency of objects in movement. Material handling systems range from simple pallet rack, shelving projects to complex overhead conveyor systems, automated storage, and retrieval systems. Material handling also consists of sorting and picking [1,2,6]. In recent times, various sorting systems have been developed. The applications of sorting vary from agricultural products, consumer manufactured products, books, etc. Constantin and Michael in 2002 reported that every sorting methodology can be classified based on the specification of two issues: (1) the form of the criteria aggregation model which is developed for sorting purposes, and (2) the methodology employed to define the parameters of the sorting model [7–14]. Few investigates were additionally founded on programmed arranging, manual arranging and online sorting methods. For example, few researchers proposed the sorting system that can organize different material automatically without human aid, with the use of double acting pneumatic cylinder to push the material to its equivalent boxes on the conveyor belt [15–18]. Other methods are the dielectrophoretic [19,20], the morphological transformation of labelling of materials [21], magnetophoretic [8,22], fluorescence activated image segmentation [23,24,26]. These proposed sorting methods, however, have various problems attributed to them. For example, poor sorting efficiency, energy demand, multi-tasking and machine flexibility. In other to rise above the shortcomings of ever-increasing sorting efficiency of materials, conserved energy and improve quality productivities, automatic sorting methods were proposed by various researchers [6,25–29]. This work proposed and based the model on the automatic sorting techniques. The aim of this research, therefore, is to design a model and simulate the functionalities of an automatic sorting machine using a capacitive proximity sensor. In order to achieve this developed automatic sorting methods, the images of the objects (i.e. plastics, wood and steel) were captured with the proximity sensor and the conveyer belt transports the material from one point to another. The transport framework naturally sort protests so as to increase product manufacturing, quality control and profit-making enterprises. It is important to know that the conveyor belt could be automated by allowing the objects to move to the detection position through the dynamics of the running motors [30–32] using the sensor signal to control the Programmable Logic Controller PLC for processing. Subsequently, the program bird's logic control signal becomes the output to the motor driving the object into the computer window to be defined by the PLC. The crank motor adopts the principle of the pneumatic cylinder and capacity optical sensors to push all the three object into their corresponding position. It is envisaged that this research could be used to enhance the teaching and learning of mechatronics system engineering at different institution across the globe and most especially in Nigeria. This would enhance knowledge and skills acquisition and also a better understanding of mechatronic systems both in theory and practical [33–35]. The foundation has the potential to lead to the development of high-tech materials analysis for counting which could be installed into the system [36–38].

II. PRINCIPLES AND THEORY

A. Sorting machine belt assembly and movement.

The arranging machine drive utilizes a transport line and a 'Betel Coley' to transport objects from the origin to the destination. From literature, flat belts (Flat belt), conveyor wraps (Fold edge) and wedge belt (V-belt) [32,33] are some of the reported commonly used conveyor belts for automatic sorting machines. This work follows suit from commonly adopted belts from literature. Hence the wedge, flat and fiber (natural fiber) belts were adapted for this research. The wedge belt is made of the synthetic ring encased in rubber that gave the core the desired strength. The wedge-shaped belts are of a trapezoidal shape and size that shows both the corresponding teeth inclined at an angle of between 38° and 44°. The drive of the programmed arranging machine utilizes a DC engine and gear reduction system to reduce the speed and increase the torque of the motor as indicated. The load capacity of the DC motor is approximately 25 kg at the factory conveyor level. This load includes the gearbox assembled with DC.

B. Characteristics of the systems sensors to detect objects.

The identification segment of the programmed arranging machine has a detection device, which is made of the proximity capacitive sensor. This sensor changes the capacitance due to the distance and the type of object to detect. This equipment has many advantages. For example, their ability to detect objects of all kinds of metals and non-metals. In addition, they are cheap, available and easy to configure over the other types of proximity sensors. The operations of the capacitive vicinity sensors involve that the dielectric constant of the object changes in capacitance when the object moves closer to the sensor which depends mainly on the speed of the conveyor belt [29,33,34,40–43]. They sense fluid level, chemical concoctions etc. of any object within the range. They are generally used for industrial purposes [43,44]. The electrical circuit formed by the DC oscillator slater has the capacity to change the magnetic field induced due to the current sensor fig.3. The objects to be sorted moves in logical order in such a path that as it draws nearer to the capacitive nearness sensor, it gives a maximum output oscillation frequency as depicted fig.4. If however, the object moves further away from the sensor, a lower oscillation frequency is displayed

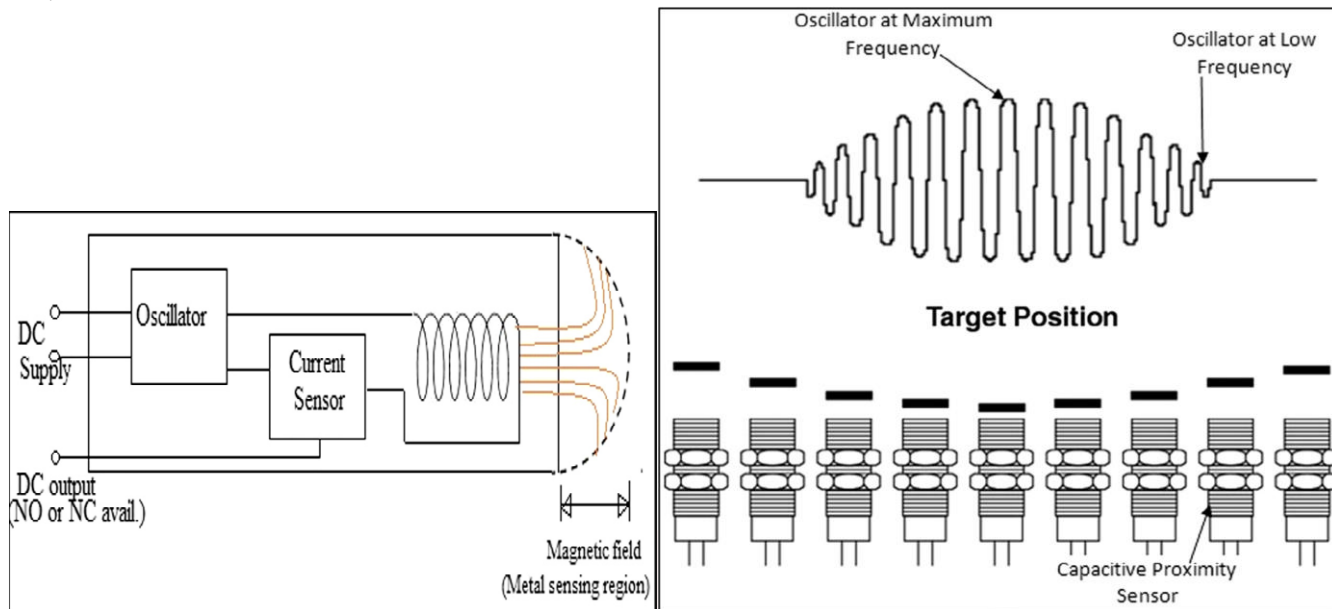



Fig.3

fig.4

III. EXPERIMENTAL PROCEDURE


The control system arrangement of the proposed task of the belt transport framework, which makes the arranging material to appear in series. The conveyor belt receives the signal from the capacitive proximity sensor in order to actuate and process the program logic and at the same time to run the conveyor to work as intended [23]. The conveyor belt actuates as soon as an object is placed on it. The object is then transported to the area of the detecting sensor activated by the PLC. It then sends a signal to the double acting cylinder to push the object into the appropriate compartment for storage. The output of the system consists of two parts: (1) a metal and (2) non-metal. The behavior of the conveyor belt determines the output. The sensor sends the signal to the control system that eventually sorts the object into their different categories [39] based on the sensor positions. This is to get the desired position when the motor serves as the kickoff, and rotate objects or specimens to the belt and place it on the desired point on the conveyor for the double-acting chamber to push the question the coveted compartment. This work adapted the PLC design concept of [44–46] to link the electronics connection of the sorting system together. The PLC is to serve as the distribution network to capacitive vicinity sensor, twofold acting chamber, transport drives, and so forth this will ensure the proposed concept are well defined and in a logical flow. In addition, the phase detection distances of the capacitive proximity sensor for different materials are well documented and the extract for the three materials adapted for this work. These distances are important to determine the proximity distances at which maximum oscillation frequency can be detected. The optimum detecting distances for different materials. The choice of the type of proximity sensor depends entirely on the protest types and recognizing separations. During the experimental investigations, the materials were taken from the source and dropped into the conveyor system driven by the motor to be sorted. The test objects for sorting were designed in such a way that they have the same shape and size. Their weight could vary due to the chemical properties of the sorting material. The movements of the object to sort were kept at a pre-defined distance from each other. This is to enable the three capacitive closeness sensors to identify every one of the articles based on their distinguishing separation and pushed by the electro-pneumatically operated double acting cylinder before sliding into the available compartment.



IV. RESULTS AND DISCUSSION

4.1 Results

The result obtained shows that for the 15 trials of materials arranged utilizing the capacitive vicinity sensors for the unique materials under investigations (i.e. steel, wood and plastics), each object was sorted correctly into the designated compartment, however, each of the objects varies in sorting time. It can be observed that it took 9.9, 14.1 and 18.5 s for plastic, wood and steel objects respectively as shown in Fig. 9. The results of the three trials are the time trial at the distance from the object passes through the sensor. The object was pushed down to the basket by the cylinder. It was the same spot near the top of the plastic basket. A fruit basket is at the end of the iron fall of a distance of about 20 cm from the conveyor edge.



IV. CONCLUSION

The proposed strategy of displaying the arranging machine in this work can be adopted and extended to evaluate and model other types of sensors that could be applicable for sustainable sorting of different objects. This work is a fundamental approach to modelling manufacturing and automated machines. It is observed that irrespective of the type of sensors used, the proximity distances of the sorting sensors play a vital role in determining the time it takes for sorting. In general, it is recommended that capacitive sensors be utilized for arranging of complex assembling of objects with different chemical properties. The following conclusion can be deduced from this work.

REFERENCES

- [1] K.-H. Han, A.B. Frazier, Diamagnetic capture mode magnetophoretic Micro separator for blood cells, *J. Micro electro mech. Syst.* 14 (6) (2005) 1422–1431.
- [2] G. Mernier, N. Piacentini, R. Tornay, N. Buff, P. Renaud, Label-free sorting and counting of yeast cells for viability studies, *Procedia Chem.* 1 (38) (2009) 5–388.
- [3] L. Zhang, W. Zuo, D. Zhang, LSDT: latent sparse domain transfer learning for visual adaptation, *IEEE Trans. Image Process.* 25 (3) (2016) 1177–1191.
- [4] L. Zhang, F. Tian, H. Nie, L. Dang, G. Li, Q. Ye, C. Kadri, Classification of multiple indoor air contaminants by an electronic nose and a hybrid support vector machine, *Sens. Actuators B* 174 (2012) 114–125.