

Formulation, Evaluation and Optimization Of Oro dispersible Tablets Of Diltiazem Hydrochloride 90 mg

*Jameel Abbas ¹, Dr. Malik Tauheed Ahmad ², Dr. Pathan Imran Khan ³,

Dr. Abdul Rehman Shaikh ⁴, Dr. Masarat Begum ⁵, Dr. Shaikh Muzaffar Ahmad ⁶

¹ Associate Professor, Central India College of Pharmacy, Lonara, Nagpur, India

² Professor, ilimul saidla, Yunus Fazlani Unani Medical Collage, Kunjkhedha, Aurangabad,

³ Reader, Dept. of Mahiyatul Amraz, Yunus Fazlani Unani Medical Collage, Kunjkhedha, Aurangabad

⁴ Professor, Dept. of Ain Uzn Anaf Halaq w Asnan, Yunus Fazlani Unani Medical Collage, Kunjkhedha, Aurangabad

⁵ Professor, Dept. of Tashreeh ul Badan, Yunus Fazlani Unani Medical Collage, Kunjkhedha, Aurangabad.

⁶ Professors, Dept. of Kulliyat, A.G. Unani Medical Collage, Akkalkuwa, Maharashtra.

Abstract.

The concept of Mouth Dissolve Drug Delivery System emerged with an objective to improve patient's compliance. These dosage forms rapidly disintegrate or dissolve to release a drug as soon as they come in contact with saliva in oral cavity, thus obviating the need for water during administration, an attribute that makes them highly attractive for pediatric and geriatric patients. Difficulty in swallowing conventional tablets and capsules (Oral solid dosage form) is common among all age groups especially on elderly and dysphasic patients. Elderly patients may find the administration of the conventional oral dosage forms difficult as they regularly require medicines to maintain healthy life. Children may also have difficulty in ingesting because of their under developed muscular nervous system. The problem of swallowing tablets is also evident in travelling patients who may not have ready access to water. Aforementioned problems can be resolved by means of Mouth Dissolving Tablets. Some tablets are designed to dissolve in saliva within few seconds, and are true fast-dissolving tablets. Others contain agents to enhance the rate of tablet disintegration in the oral cavity and are more appropriately termed as fast disintegrating tablets, as they may take about to disintegrate completely.

The most common preferred route is oral route of administration. Today oro-dispersible tablet from novel drug delivery system gain importance from patient. Which is administered to the patient to control the attack of angina or hypertension, but for immediate control, Oro-dispersible tablet is oral solid dosage form in which the tablet gets dispersed in oral cavity in absence of water. Various formulations are formulated this formulation by various methods. The most important thing in this formulation is masking of taste of drugs. Generally oro-dispersible tablets are prepared by direct compression method. Dry granulation, wet granulation, Spray drying is the various methods for preparation of oro-dispersible tablet. Oro-dispersible tablet generally contains filler, glidant, anti-adherent super disintegrant, sweetener and resins. Evaluation parameters include hardness, friability, wetting time, moisture uptake, disintegration test, and dissolution test. Wetting time, Disintegration time, and Dissolution test is directly proportional to the hydrophobic ingredient added for

lubrication, anti-adherent, Glidant action. These hydrophobic ingredients are Magnesium Stearate. To oppose the action of magnesium Stearate, hydrophilic additives are incorporated viz Sodium lauryl sulphate, Cross Carmillose sodium, sodium starch glycol ate are added.

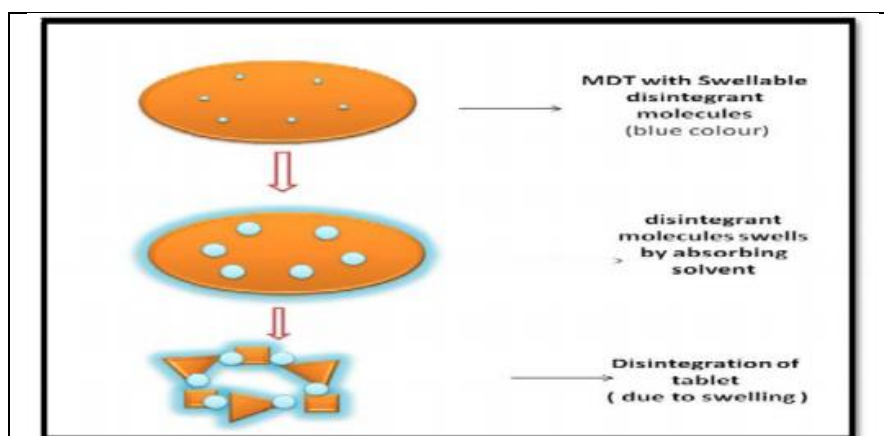
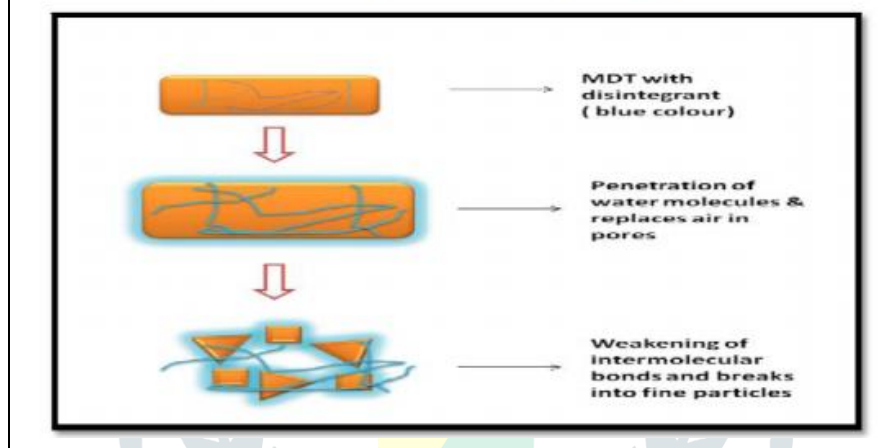


Figure 1: Swelling Mechanism of a Disintegrant



Swallowing mechanism

Keywords: Oro-dispersible tablet, wetting time, Dissolution test

• Introduction

Qualities are built in the pharmaceutical formulation by design the formulation. The total qualities in the product are known as Total Quality Management. To gain this goal of optimized quality product, the knowledge obtained from pharmaceutical development studies and manufacturing provides the scientific background. Although it is based on different pharmaceutical studies, but it has its aim that it minimizes the end product testing and Increases the chances of regulatory acceptance by different pharmaceutical governing bodies. The aim and objective of the present study is to develop and evaluate oro dispersible tablet of Diltiazem Hydrochloride and enhance the onset of action of Diltiazem Hydrochloride and also to study the influence of Excipients on the physical characteristics of the tablets by applying two level three factor factorial designs Diltiazem Hydrochloride as model drug which is used in the treatment of the

Hypertension, Angina Pectoris, cardiac arrhythmia. The study of this formulation to select the best possible Excipients combination of semi synthetic & natural and artificial additives to development of formulation. Super disintegrants viz Cross carmillose sodium are added to formulate the dispersible tablets and other Additives, diluents and disintegrants used. Finally the effect of the additives or various Excipients ratio and super disintegrants on various properties of the tablet were also determined.

2. MATERIAL AND METHOD

2.1 API Structure Characterizations:

Molecular formula: $C_{22}H_{26}N_2O_4S \cdot HCl$

Molecular weight: 451.0

State/Form: Powder form

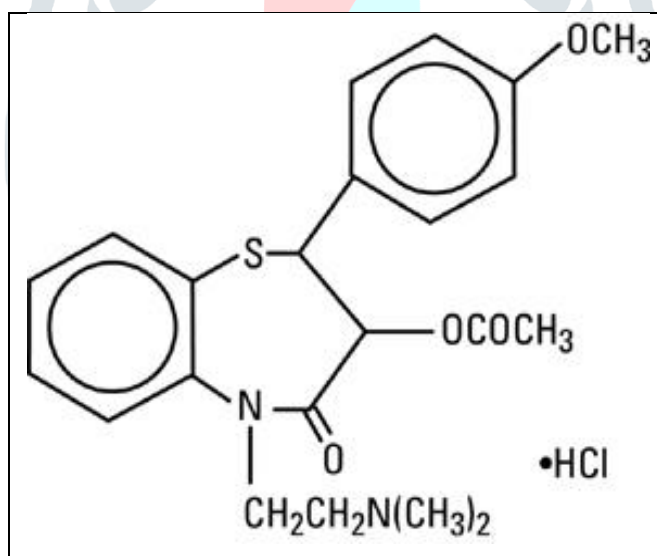
Category: Anti- arrhythmic drug. Calcium channel blocker.

Description: Diltiazem hydrochloride is a white to off-white crystalline powder with a bitter taste. It is soluble in water, methanol, and chloroform. It has a molecular weight of 450.98.

Storage conditions: Store protected from light.

Solubility: It is soluble in water alcohol and methanol.

Therapeutic dosage: 30 mg to 120mg



Structure and IUPAC Name of Diltiazem Hydrochloride:

Diltiazem Hydrochloride is *s*-2,3,4,5-tetrahydro-5-(2-dimethylaminoethyl)-2-(4-methoxyphenyl)-4-oxobenzo[*b*]thiazepin-3-yl acetate mono hydrochloride

2.2 Diltiazem Hydrochloride and Excipients studies (Six months):

S. No.	Drug+ Excipients	Duration (months)	Result
1	Diltiazem Hydrochloride + Starch DC	6 Months	Stable
2	Diltiazem Hydrochloride + Mannitol	6 Months	Stable
3	Diltiazem Hydrochloride + Lactose	6 Months	Stable
4	Diltiazem Hydrochloride + Aspartame	6 Months	Stable
5	Diltiazem Hydrochloride + Talcum	6 Months	Stable
6	Diltiazem Hydrochloride + Magnesium Stearate	6 Months	Stable
7	Diltiazem Hydrochloride + Cross Carmillose sod	6 Months	Stable
8	Diltiazem Hydrochloride + Sod Starch Glycolate	6 Months	Stable
9	Diltiazem Hydrochloride + Methyl Paraben	6 Months	Stable
10	Diltiazem Hydrochloride + Propyl Paraben	6 Months	Stable
11	Diltiazem Hydrochloride + Sodium Lauryl Sulphate	6 Months	Stable

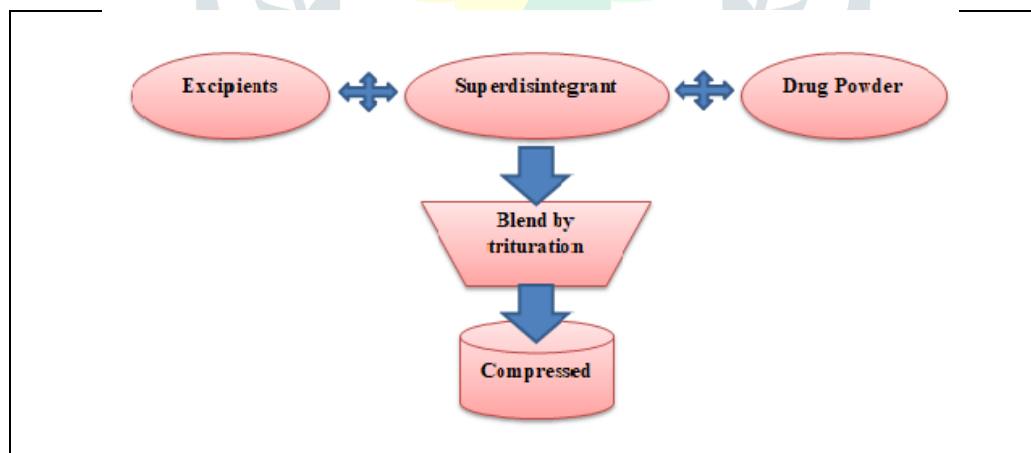
2.3 MATERIAL: Material and their use with obtained sources:

Sr. No.	Material	Uses of Ingredients	Sources
1	Diltiazem Hydrochloride	Active Pharmaceutical Ingredients	Pacific India. Dhana, Village: Baghbania, Nalagarth solan H.P.
2	Starch DC	Diluents	Pacific India. A Pharmaceutical Exporter, Villalge: Dhana, Baghbania. Nalagarh. Solan. Himachal Pradesh
3	Lactose	Diluents	
4	Mannitol	Sweetener	
5	Aspartame	Sweetener	
6	Talcum	Glidant	
7	Magnesium Stearate	Antiadhrants	
8	CCS	Super disintegrants	
9	SSG	Lubricants	
10	Methyl Paraben	Preservative	
11	Propyl Paraben	Preservative	
12	Sodium Lauryl Sulphate	Disintegrants	

2.4 Preparation of Diltiazem Hydrochloride 90 mg tablet by direct compression method.

Formulation table.

Sr. No.	Ingredients	C1 (mg)	C2 (mg)	C3 (mg)	C4 (mg)	C5 (mg)
1	Diltiazem Hydrochloride	90	90	90	90	90
2	Starch DC	120	123	126	129	132
3	Lactose	65	65	65	65	65
4	Mannitol	90	90	90	90	90
5	Aspartame	18	18	18	18	18
6	Talcum	15	15	15	15	15
7	Mag. Stearate	15	15	15	15	15
8	CCS	20	17	14	11	8
9	SSG	12	12	12	12	12
10	Methyl Paraben	4	4	4	4	4
11	Propyl Paraben	1	1	1	1	1
12	SLS	10	10	10	10	10
	Total weight	460 mg	460 mg	460 mg	460 mg	460 mg



All the ingredients viz active ingredients, additives were passed through 90 # sieve separately, Magnesium stearate & Talc through 40 #. Then the ingredients were weighed and mixed in double dilution order or Geometric mixing and tablets were compressed with 9 mm sizes biconvex round punch to get tablet using Rimeck double rotary Compression Machine.

3. Post compression Parameters:

3.1 Thickness of compressed tablet.

The thickness of the compress tablets of Diltiazem Hydrochloride 90 mg was determined using a Digital Vernier calliper. Ten tablets from each type of formulation were used and average values were calculated. It is expressed in mm.

3.2 Hardness

The resistance of tablets during passing through hopper, Blister Cartooning, breakage, under conditions of storage, transportation and Handling before usage are directly proportional to its hardness. For each formulation, the hardness of 6 tablets was determined using the Pfizer Hardener Tester and Monsanto hardness tester. The tablet was held along its oblong axis in Between the two jaws of the tester. At this point, reading should be zero kg/cm². Then constant force was applied by rotating the knob in Monsanto tester and in case of Pfizer directly force applied until the tablet breakdown in the pieces. The reading the both cases at this point was noted.

3.3 Friability Test:

Friability Test is generally used the measure of tablet strength. Roche Friability tester was used for testing the friability using. In This test subjects a number of compressed tablets to the combined effect of shock abrasion by utilizing a circular plastic chamber which revolves at a speed of 25 revolutions per minutes for 4 minutes i.e. 100 rpm, dropping the compressed tablets of Diltiazem Hydrochloride to a distance of 6 inches in each revolution. A sample of weighed 6 compressed tablets of was placed in Roche friability chamber which was then operated for 100 revolutions i.e. 4 minutes. The tablets were then de-dusted, and broken tablet are removed and reweighed. A loss of less than 1 % in weight in generally considered acceptable according to Pharmacopeia. Percentage friability (% F) was calculated as follows:

$$\% \text{ Friability} = \frac{\text{Initial Weight} - \text{Final Weight}}{\text{Initial Weight}} \times 100$$

3.4 Weight variation test:

As per the limitation of Pharmacopeia to find out weight variation test, 20 tablets of each type of formulation were weighed individually using single pan balance or an electronic balance, average weight was calculated and individual tablet weight was then compared with average value to find the deviation in weight.

Specifications for tablets as per Indian Pharmacopeia. 1996.

S. No.	Percentage Deviation	Average Weight of Tablet (mg)
1	10	80 mg or less
2	7.5	More than 80 mg but less that 250 mg
3	5	250 or more

3.5. Uniformity of drug content:

Five tablets of each compression formulation are weighed and crushed in mortar Pastel and powder, or crushed equivalent to 90 mg of Diltiazem Hydrochloride was weighed and dissolved in 100 ml of 0.1N Hydrochloric acid (pH 1.2). This was the stock solution from which 0.2 ml sample was withdrawn and diluted to 10 ml with 0.1N Hydrochloric acid. The absorbance was measured at wavelength 237.5 nm using double beam Ultra Violet Visible spectro photometer. Content uniformity of the drug was calculated using formula.

$$\% \text{ Purity of the Drug} = 10 C (A_u / A_s) \text{ -----}$$

Where, C = Concentration,

A_u and A_s =Absorbance's obtained from unknown preparation and standard Preparation.

3.6. Wetting time:

This method is applied to calculate tablet wetting time. A piece of tissue paper or absorbent folded twice was placed in a small Glass Petri dish having the diameter 6.5 cm, containing 10 ml of water. Compressed tablet was placed on the paper, and the time record or note for complete wetting. Three trials for each batch were performed and standard deviation are calculated

3.7. In vitro disintegration time:

The process of breakdown or convert the tablet into pieces or into smaller particles is called as disintegration. The in vitro Disintegration time of a tablet was determined using disintegration test apparatus as per Indian Pharmacopeia specifications. Place one tablet in each of the 6 tubes of the basket. Add a disc to each tube and run the apparatus using distilled water maintained at $37^\circ \pm 2^\circ\text{C}$ which is similar to body temperature. The assembly should be raised and lowered between 30 cycles per minute in the 0.1 N HCL or Distilled water maintained at $37^\circ \pm 2^\circ\text{C}$. The time in seconds taken for complete disintegration of the tablet.

In this disintegration test if the tablets are adhere to the 10 # sieve then continue the test till all tablets are completely disintegrated.

3.8. In vitro dissolution test:

Rate of dissolution are studied by using USP type-II apparatus having 50 rpm, using 900ml of 0.1 N Hydrochloric acids as dissolution solvent. Temperature of the dissolution medium was maintained at $37 \pm 0.5^\circ\text{C}$. The sample of dissolution medium was withdrawn at every 5 min interval and first filtered. The absorbance of filtered solution was measured by using Ultra Violet spectrophotometric method at 237.5 nm and concentration of the drug was determined from standard calibration curve.

In vitro drug release studies details:

- Dissolution test apparatus
- 0.1 N HCL as Dissolution medium
- 900 ml Dissolution medium volume
- $37 \pm 0.5^\circ\text{C}$ as std. Temperature
- 50 rpm Speed of basket paddle
- 5 min sampling intervals

- 10 ml volume Sample withdraw
- 237.5 nm Absorbance measured

4. Result and Discussion:

4.1 Pre compression Parameter and studies

S. No.	Formulation code	Angle of Repose	Bulk density (weight/ml)	Taped Density (weight/ml)	Flow Time (100 gm)
1	C1	32.32±0.70	0.43±0.02	0.50±0.04	32 sec.
2	C2	29.70±0.58	0.42±0.03	0.48±0.02	26 sec
3	C3	28.86±0.67	0.44±0.03	0.47±0.04	25 sec.
4	C4	28.44±0.45	0.43±0.02	0.46±0.02	28 sec.
5	C5	25.40±0.65	0.43±0.03	0.48±0.02	27 sec.

4.2 Post compression Parameter Studies.

Formulation code	Hardness (KG/cm ²)	Friability (%)	Thickness (mm)	Diameter (mm)	Weight (mg)	Weight variation
C1	4.70	0.62	4.50	9.02	466	448 to 472mg
C2	4.60	0.44	4.60	9.03	452	448 to 468 mg
C3	4.40	0.58	4.46	9.01	462	454 to 466 mg
C4	4.50	0.48	4.54	9.02	454	447 to 470 mg
C5	4.40	0.56	4.50	9.02	462	448 to 464 mg

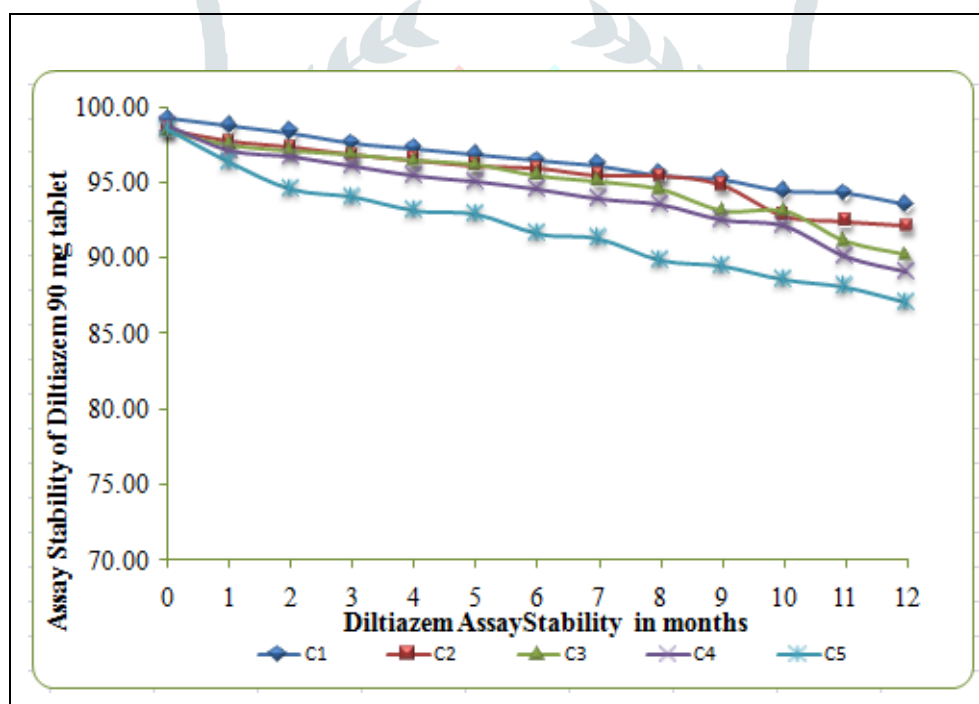
4.3 Post compression Studies:

Formulation code	Assay of Drugs (%)	Water intake time (sec)	Disintegration time (sec)	Dissolution (%)
C1	99.20	15-20	7-10	95.81
C2	98.50	17-24	13-15	93.28
C3	98.40	21-26	16-17	87.46
C4	98.70	25-30	16-19	84.89
C5	98.50	29-34	19-24	78.24

5. GRAPHS

Time (Months)	Assay stability Data of Diltiazem HCL 90 mg Tablet				
	C1	C2	C3	C4	C5
0	99.20	98.50	98.40	98.70	98.50
1	98.70	97.70	97.50	97.12	96.28
2	98.27	97.30	97.10	96.64	94.51
3	97.56	96.80	96.84	96.10	93.98
4	97.21	96.50	96.42	95.45	93.10
5	96.84	96.10	96.12	95.00	92.87
6	96.42	95.87	95.47	94.56	91.57
7	96.10	95.46	95.10	93.87	91.28
8	95.48	95.36	94.57	93.51	89.87
9	95.16	94.82	93.12	92.51	89.45
10	94.38	92.80	93.10	92.10	88.57
11	94.23	92.43	91.12	90.10	88.10
12	93.51	92.10	90.15	89.05	87.05

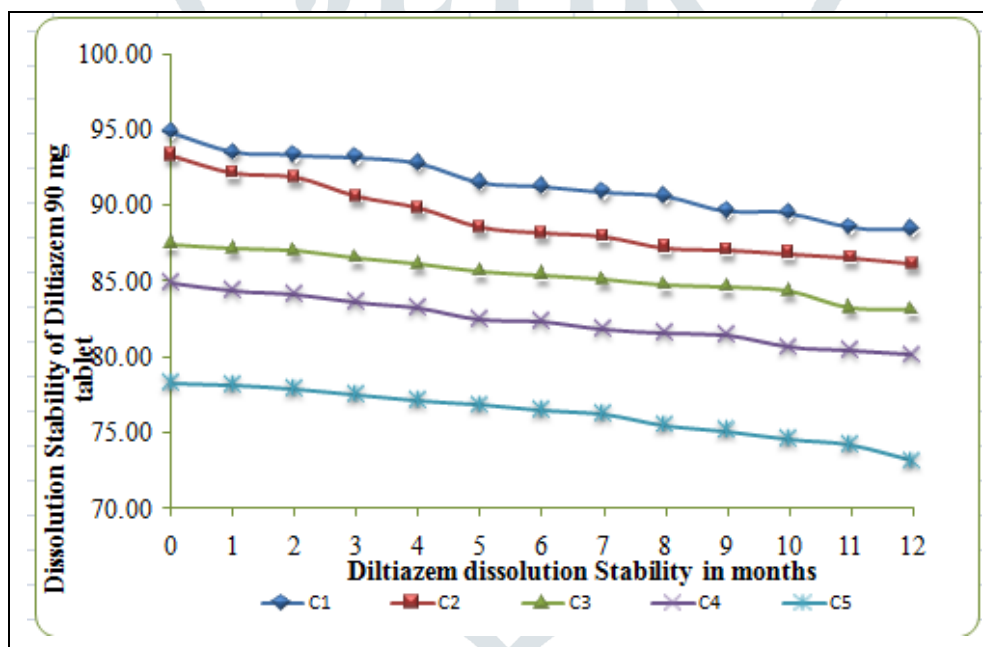
Assay Stability data of Diltiazem Hydrochloride 90 mg ODT



Assay Stability Graph of Diltiazem Hydrochloride 90 mg ODT.

Time (Months)	Dislution Stability Data of Diltiazem HCL 90 mg Tablet				
	C1	C2	C3	C4	C5
0	94.81	93.28	87.46	84.89	78.24
1	93.45	92.12	87.12	84.32	78.10
2	93.28	91.80	86.96	84.12	77.90
3	93.12	90.57	86.51	83.56	77.50
4	92.75	89.81	86.12	83.21	77.10
5	91.48	88.51	85.64	82.48	76.80
6	91.21	88.12	85.42	82.30	76.46
7	90.84	87.92	85.10	81.80	76.20
8	90.56	87.20	84.75	81.60	75.50
9	89.58	87.02	84.62	81.40	75.12
10	89.47	86.82	84.32	80.60	74.53
11	88.52	86.51	83.24	80.40	74.20
12	88.42	86.10	83.10	80.10	73.10

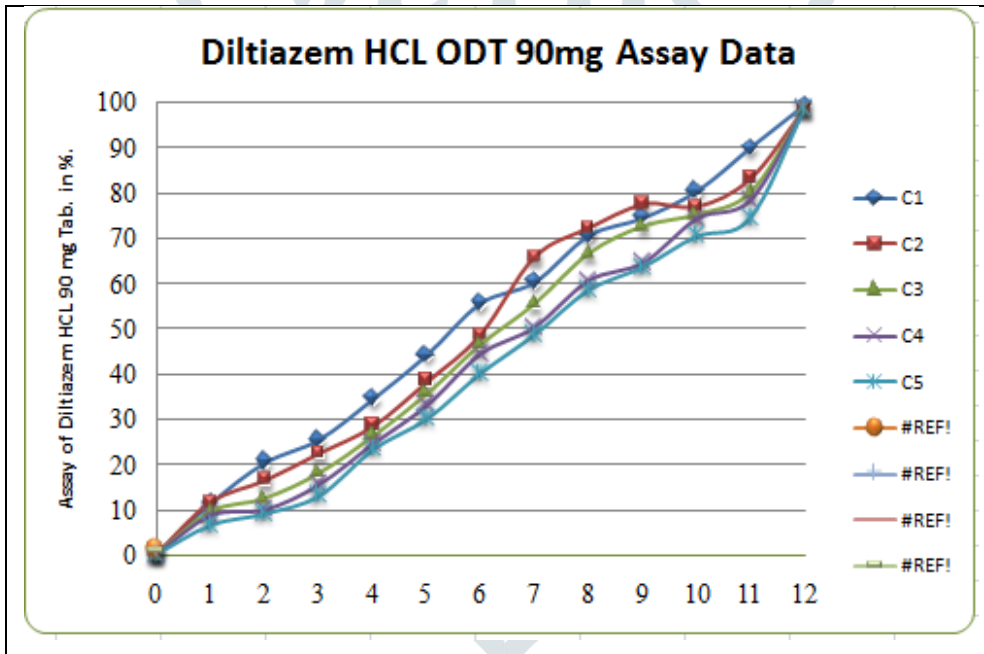
Dissolution stability Data of Diltiazem Hydrochloride 90 mg ODT.



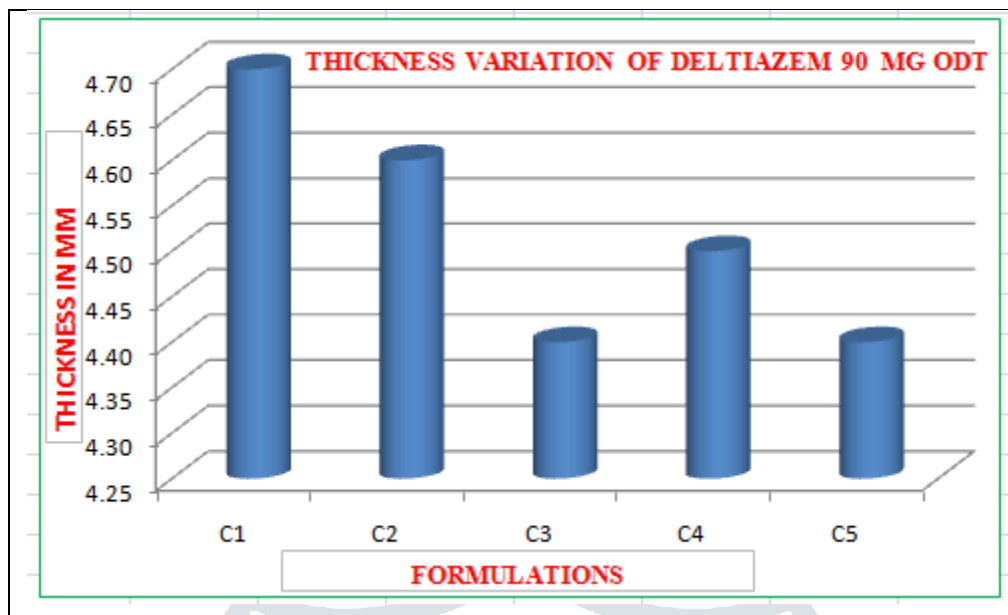
Dissolution Graph of Diltiazem Hydrochloride 90 mg ODT.

Time (hrs)	Cumulative % Drug Assay of Diltiazem 90 mg tablet				
	C1	C2	C3	C4	C5
0	0	0	0	0	0
1	11.48	11.59	9.78	8.89	6.78
2	20.59	16.57	12.56	10.25	9.22
3	25.57	22.57	18.27	15.57	13.28
4	34.57	28.69	26.58	24.59	23.57
5	44.28	38.59	35.89	33.29	30.27
6	55.69	48.59	46.59	44.59	40.18
7	60.27	65.81	55.59	50.27	48.89
8	70.52	72.2	66.59	60.54	58.57
9	74.59	77.59	72.59	64.57	63.57
10	80.52	76.95	75.29	74.28	70.51
11	89.8	83.27	80.21	78.5	74.52
12	99.2	98.5	98.4	98.7	98.5

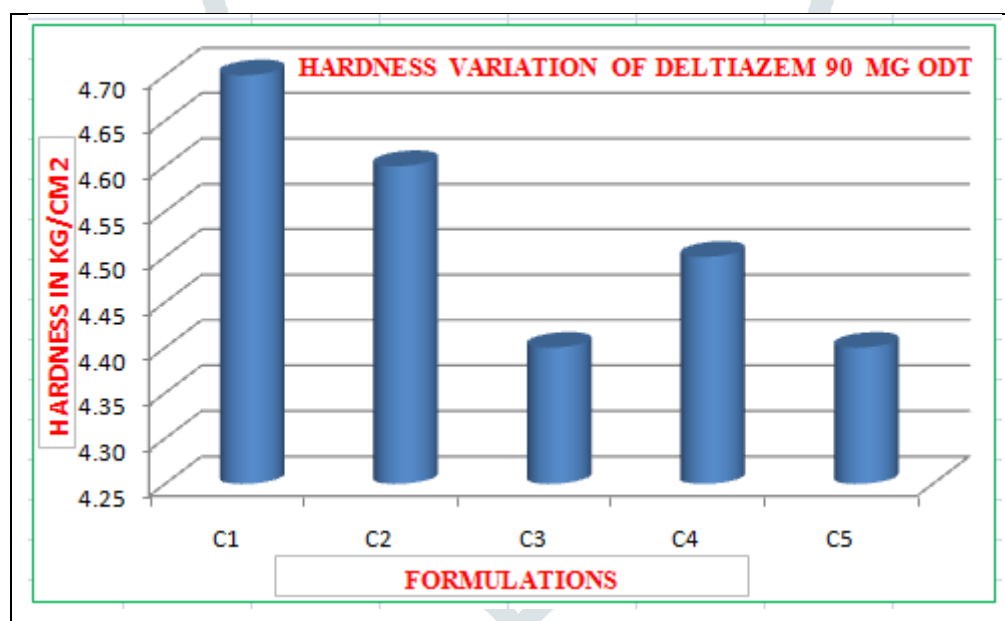
Assay data of Diltiazem Hydrochloride 90 mg ODT.



Assay Graph of Diltiazem Hydrochloride 90 mg ODT.



Thickness Variation of Diltiazem HCL 90 mg ODT



Hardness Variation of Diltiazem HCL 90 mg ODT

6. Conclusion:

After the completion of this experiments the result obtained and we conclude that development of oro dispersible Diltiazem Hydrochloride tablet 90 mg formulation by using super disintegrants i.e. Cross carmilllose sodium are given the result of dissolution more than mentioned in the Pharmacopeia. Some results are mentioned below:

1. Active drug Diltiazem Hydrochloride with different Excipients are stable viz Starch, Talcum, Mannitol, Lactose, Magnesium stearate, cross Carmillose sodium and Starch DC Grade.

2. Fast Disintegrating Diltiazem Hydrochloride Tablets 90 mg were successfully prepared by direct compression method.
3. The flow property of the granules and uniformity of the compressed tablet are better as compare the granules prepared by weight of dry granulation method or by Slugging method.
4. The angle of repose of prepared granules is less than 30° which show the good quality of granules.
5. The hardness of compressed tablet by direct compression method is found in the rage of 4.40 to 4.70 kg/cm².
6. The Thickness of the prepared tablets by direct compression methods was found between 4.46 mm. to 4.60 mm.
7. The Friability of the compressed tablet is within the range i.e. less than 1%. As the size of tablet are small.
8. The in vitro disintegration studies are found to be in 07 to 24 seconds. Formulation C1 showed in vitro disintegration time is 07-10 seconds.
9. On the basis of disintegration time formulation C1 which facilitate the faster disintegration in the mouth. The *in-vitro* percentage drug releases from fast dissolving tablets of Diltiazem Hydrochloride 90 mg prepared by direct compression method were found to be in the range of 99. 20%. Hence, finally it was concluded that the prepared oro dispersible tablets of Diltiazem Hydrochloride 90 mg tablet may prove to be potential candidate for effective fast disintegrating tablet dosage form.

7. References:

1. Lachman L, Liberman H and Kanig J. The theory and Practice of Industrial Pharmacy; Third edition. p. 293-345, 346-373.
2. Swarbrick J and Boylan J. Encyclopedia of Pharmaceutical Technology; Volume 14. p.345-348, 385-400, 401-418.
3. Taylor and Francis. International Journal of Toxicology: Toxicity of excipients - A food And drug administration perspective 2003; 22(5): 377-380.
4. Chowhan Z. Pharmaceutical Technology: Excipients and their functionality in drug Product development 1993; 2(9): 211-221.
5. Lachman L, Liberman L and Schwartz J. Pharmaceutical Dosage Forms: tablets 2004; 2(1): 134-142.
6. Banker G and Rhodes C. Drug and Pharmaceutical Sciences: Modern Pharmaceutics; Third edition; Volume 2. p. 333-394.
7. Swarbrick J and Boylan J. Encyclopedia of Pharmaceutical Technology; 7. p. 121-190.
8. Seager H. Drug delivery products and the zydis fast dissolving dosage forms, J. Pharm. Pharmacology 1998; 50(4): 375-382.
9. Indurwade NH, Rajyaguru T and Nakhat PD. Fast Dissolving drug delivery systems: A Brief overview, Indian Drugs 2002; 39(8): 405-09.

10. Devrajan PV, Gore SP. Fast Dissolving Tablets: The Future Compaction, Express Pharma Pulse 2000; 7(1): 16-19.
11. Habib W, Khankari R, Hontz J. Fast-dissolving Drug Delivery Systems, Critical Reviews and Therapeutic Drug Carrier Systems 2000; 17(1): 61-72.
12. Kuchekar BS, Badhan AC, Mahajan HS. Fast dissolving drug delivery systems: A brief Overview Pharma Times 2003; 2(1): 7-9. Reddy L, Ghose B and Rajneesh. Fast Dissolving Drug delivery systems: A brief overview, Indian J. Pharm. Sci 2002; 64(4): 331-336.
13. Zade PS, Kawtikwar PS and Sakarkar DM. Formulation, Evaluation and Optimization of Fast dissolving tablet containing Tizanidine Hydrochloride. International Journal of Pharm Tech Reserch. 2009;1(1):34-42.
14. Mukesh Gohwl, Madhabhai Patel, Avani Amin, Ruchi Agrawal, Rikita Dave, and Nehal Bariya. Formulation design and Optimization of Mouth Dissolve Tablets of Nimusulide using vaccum Drying technique. AAPS Pharm Sci Tech. 2004.
15. Avani R Gosai, Sanjay B Patil and Krutika K Sawant. Formulation and Evaluation of Oro Dispersible tablets of Ondansetron Hydrochloride by Direct Compression using Super disintegrants.
16. Nagrindrakumar D., Raju SA, Shirsand SB, MS Para and MV. Rampure Fast dissolving tablet of Fexofenadine HCl by Effervescent Method. Indian Journal of Pharmaceutical Sciences.
17. Dali Shukla, Subhashis Charkraborty, Sanjay Singh and Brahmeshwar Mishra. Mouth Dissolving tablets II: An Over View of Evaluation Techniques. Scientia Pharmaceutica. 2009; 77:327- 341.
18. Klancke J. Dissolution testing of Orally disintegrating tablets. Dissolution technol. 2003;10(2):6-7. Ahire BR, Rane BR, Bakilwal SR and Pawar SP. International journal of pharm tech research CODEN(USA). IJPREF. 2007;2(3):.
19. Anushman A, Ambike K and Anant paradkar. 2005;22:990-998.
20. Apparao BMR and Shivalingam. International journal of pharmaceutical sciences and drug research; 146-2010; 2(2):150.