

Impact of Knowledge Capability and Mindset on Fraud Risk Assessment within Nigerian Deposit Money Banks

Olusoji Olumide Odukoya ^{*a}, Rose Shamsiah Samsudin ^a

Tunku Puteri Intan Safinaz School of Accountancy (TISSA), College of Business, University Utara Malaysia, Malaysia.

Abstract: Introduction of digital technology into the banking sector created opportunities for banks to prevent and detect various forms of frauds. To ensure this, deposit money banks (DMBs) employed various forms of electronic products and services to facilitate ethical banking. This study presents an assessment of knowledge capability (KC) and mindset of bank examiners in fraud risk assessment (FRA) within DMBs. The study examines regulators' capacity for fraud prevention and detection within the Nigerian DMBs. This study deployed both primary and secondary sources for data collection. A total of 150 questionnaires were distributed out of which 120 were returned by targeted respondents (bank examiners) all employees of the Central bank of Nigeria (CBN), Nigerian Deposit Insurance Corporation (NDIC) and 10 DMBs. Out of the 120 questionnaires returned, 85 were retained for analysis after removal of outliers. Subsequently, the study employed IBM SPSS version 25 and PLS-SEM (Smart-PLS) software version 3 for data analysis. The results revealed significant positive relationship between bank examiners' knowledge capability, mindset and (task performance) fraud risk assessment and by implication general reduction in the incidence of fraud and forgeries within DMBs. Consequently, the study contributes to enhancement of institutional and legal frameworks for banking examination, compliance and reporting. The empirical study would result in overall reduction in the escalating occurrence of fraud and forgeries within Nigerian DMBs. Researchers may explore interviews as primary source of data collection in addition to questionnaire administration and mix-methods, that is, qualitative and quantitative research methodology.

Keywords: Deposit money banks, Knowledge capability, Mindset, Bank examiner, Fraud risk assessment.

1. INTRODUCTION

Worldwide, technological advancement continue to impact the evolution and implementation of numerous electronic banking products and services. In this regard, the Nigerian deposit money banks (DMBs) benefited immensely from the adoption and adaptation of diverse electronic banking products and services. However, most of the electronic products and services provided multiple opportunities for persistent escalating incidence of fraud and forgeries within the DMBs. Subsequently, the fraud hampered the capacity of Nigerian deposit money banks to effectively and efficiently contribute to national economic development and growth.

Prior study Dura and Driga (2015) affirmed that an efficient and effective banking system is a major factor in national economic developments. Unfortunately, one major global threat and impediment to the DMBs' capacity to efficiently perform the role of financial intermediation is fraud and forgeries. Convincingly and based on credible information accessed from annual reports of the CBN and NDIC, the deposit money banking sector is exposed to escalating incidence of fraud and forgeries.

The regulators are empowered to undertake banking examination through engagement and deployment of certified accounting professionals as bank examiners. In this regard, the bank examiners are required to possess prerequisite professional qualifications, practical experience and also apply statutory regulations, combinations of ad-hoc, special and target examinations processes, routine inspection visits and other complimentary strategies in the discharge of their duties. Furthermore, the regulators also apply imposition of sanctions as deterrence for proven cases of infractions against erring banks. However, the incidence of banking fraud and forgeries continues to escalate yearly (CBN, 2016).

Prior studies Adetiloye, Olokoyo, and Taiwo (2016), Lawrence (2013), Adeyemo (2012) enumerated the nature, dimension and causes of fraud in Nigerian banking and advocated numerous solutions. These studies led regulators to various policy reviews and implementations (CBN, 2015). Hence, the escalating incidence of banking fraud and failure by the regulators to stem the tide thus challenged the competence and capability of bank examiners engaged by CBN, NDIC and the DMBs.

The study postulate that banking examination and policy implementation lapses, stem from gaps in knowledge capability, growth mindset and competence of the bank examiners deployed by regulators and those engaged by the DMBs. Therefore, the study examine the impact of knowledge capability and mindset of bank examiners on fraud risk assessment within Nigerian DMBs. Hence, the specific objectives are to:

- a) Examine the relationship and direction of knowledge capability of bank examiners and their competence, that is, (task performance) fraud risk assessment within Nigerian deposit money banks.

- b) Investigate the relationship and the direction linking mindset of bank examiners and competence, that is, their (task performance) fraud risk assessment within Nigerian deposit money banks.

2. Review of related Literature

2.1 Nigerian Banking Sector Overview

The banking industry in Nigeria comprised 20 commercial and 942 micro-finance banks, Five discount houses, 64 finance companies, and six development banks. It also includes, bureau-de-change, finance companies and primary mortgage institutions. Subsequently, the financial institutions were classified on the whole into three categories, namely, deposit money banks, specialised banks and other financial institutions (CBN, 2017).

However, this study covers deposit money banks due to availability of credible statutory verifiable periodic reports on fraud and forgeries by the regulators and the economic significance and role of DMBs. The deposit money banks are defined as commercial banking institutions which discharge three major functions, namely, deposit mobilisation, granting loans, operation of payment and settlement mechanism (CBN, 2017).

2.2 Regulatory Frameworks

In pursuit of the statutory mandates to facilitate efficiency and stability within the banking industry, specific regulatory measures deployed by CBN include; Banking Ordinances Act (1952); Foreign Exchange Act (1962); Banks and Other Financial Institution Act (1991); and Failed Banks (Recovery of Debts) and Financial Malpractices Act (1994). Other instruments are: Prudential Guidelines (1990); Banking Sector Consolidation (2004); Foreign Currency Regulation (2006); Universal banking (UB) (2000); Credit Risk Management and Private Credit Bureau, among others. These frameworks are complementary, devoid of ambiguities and when effectively harnessed by bank examiners should facilitate prevention and detection of fraud (CBN Compendium 2017).

Furthermore, the NDIC provide insurance cover to protect depositors of the DMBs and provide structured mechanism for reimbursement to depositors, when any licensed DMB fail. In this regard, NDIC contribute to stability of financial system by making incidence of deposit money banks' runs unlikely. Similar to CBN, the NDIC deploy bank examiners to DMBs to review their deposits and loan portfolios thus enhancing public confidence through provision of a framework for the resolution and liquidation of weak and failed insured DMBs (NDIC, 2016).

Holistically, efficient and effective implementations of the frameworks by the bank examiners should have substantially reduced banking fraud and forgeries. However, due to knowledge capability gaps and fixed mindset the incidence persisted. This study affirmed that the statutory joint CBN and NDIC supervision and examination activities have inconsequential effect on fraud prevention and detection due to gaps in knowledge capability, mindset and competence of the bank examiners.

2.3 Fraud Concept

Prior research affirmed fraud as a global phenomenon which hampers economic developments and growth (Alghamdi, Flechais & Jirotko, 2015). Furthermore, fraud is defined as the unlawful act of obtaining, stealing, embezzling, harming and misusing organisational assets (Ayamga, 2018; Gilbert & Wakefield, 2018; Levi et al., 2007; Adeduro, 1998). Additionally, fraud occasioned concealment, manipulations, deception, intentional misrepresentation, and exclusion of truth to the financial detriment of an organisation or individual.

Prior study Vousinas (2016) defined banking fraud as application of intentional misrepresentation in order to obtain through fraud, monetary and other valuable property or assets possessed or acquired by financial institutions. Furthermore, prior study also affirmed that fraud in deposit money banks wear down the confidence of customers (Alghamdi, Flechais & Jirotko, 2015).

Furthermore, prior studies on the consequences of fraud affirmed that corporate financial accounting scandals characterised by some incidence of frauds in the early 20th century, like WorldCom, Enron, HealthSouth and recently in Nigerian banks by Oceanic, InterContinental, and GTBank Plc heightened concerns about fraud. Subsequently, the early twentieth century incidences gave rise to stakeholders' call on auditors, to improve the quality of their work to a level that facilitate fraud prevention and detection (Lampthey & Singh, 2018; Popoola, 2015; Hogan, Rezaee, Riley & Velury 2008; Nicolaisen, 2005; Hooks, 1991).

Persistent stakeholders' clamour for improvements in auditors' fraud detection capability motivated the Institute of Certified Public Accountants in America (AICPA) in 2002 to enact the Statement on Auditing Standards (SAS) No. 99, "Consideration of Fraud in a Financial Statement Audit" (AICPA, 2002). The step was taken to strengthen auditors' knowledge capability for prevention and detection of fraud.

In Nigeria, according to NDIC annual report for 2017, the incidence of fraud and forgeries within deposit money banks continued with increasing levels of sophistication. Table 1 outlined increasing wave of forgeries in the DMBs spanning four years, a worrisome trend and motivation for this study.

Table1:
Frauds and Forgeries in Banks From 2014 To 2017

Quarter	Year	Total No of Fraud Cases	Total Amount Involved (₦' m)	Total Actual Loss (₦' m)	Proportion of Expected loss to Amount Involved (%)
1 st	2017	5,744	2,756	293	10.63
	2016	4,413	2,211	538	38.31
	2015	3,702	2,444	907	10.52
	2014	1,897	3,552	1,221	3.86
2 nd	2017	5,389	2,441	436	17.89
	2016	4,611	2,054	787	36.85
	2015	2,219	9,584	1,008	22.61
	2014	2,357	12,915	473	38.43
3 rd	2017	6,903	2,685	527	19.66
	2016	3,946	1,210	446	36.85
	2015	3,550	2,119	479	22.61
	2014	2,173	4,002	1,538	38.43
4 th	2017	8,146	4,129	1,114	26.98
	2016	3,781	3,207	626	19.50
	2015	2,808	3,874	776	20.03
	2014	4,198	5,139	2,960	57.60
Total	2017	26,182	12,012	2,372	19.75
	2016	16,751	8,683	2,396	27.60
	2015	12,279	18,021	3,173	17.81
	2014	10,621	25,608	6,192	24.18

Source: NDIC annual report 2017.

Furthermore, the NDIC annual report for 2018 on the channels and instruments involved in fraud and forgeries in DMBs affirmed in tandem with this study that internet and technology-based sources of fraud had the highest frequencies of occurrence as shown in Table 2. A total of 59.2% of the 10,063 fraud cases reported in 2018 were internet and technology based with a total actual loss of ₦2.64 billion representing 42.83% of total actual loss.

The report also highlighted the increase in web-based fraud cases from 7,869 cases in 2017 to 12,343 in 2018. Overall, total actual loss sustained increased from ₦798 million in 2017 to ₦2.64 billion in 2018. Table 2 shows the trend between 2016 and 2018 with total number of fraud cases increased from 26,182 in 2017 to 37,817. Actual loss incurred increased from ₦2.373 billion in 2017 to ₦15.15 billion in 2018.

Table 2:
Channels, Instruments Involved and Actual Fraud Losses and Frequencies (2016 to 2018).

S/N	Nature of fraud (Channels/Instruments)	2016 Frequencies	2016 Actual loss Sustained (₦' B)	2017 Frequencies	2017 Actual loss Sustained (₦' B)	2018 Frequencies	2018 Actual loss Sustained (₦' B)
1	ATM/Card-related fraud	11,244	0.476	16,397	0.798	10,063	2.64
2	Web-based (Internet banking) fraud	3,689	0.582	7,869	0.709	12,343	3.85
3	Fraudulent transfers / withdrawal of Deposits	836	0.626	963	0.318	6,980	1.93
4	Suppression of customer deposits	357	0.224	279	0.116	3,918	0.960

5	<i>Fraudulent conversion of cheques</i>	48	0.002	101	0.021	501	1.080
6	<i>Presentatio n of stolen cheques</i>	17	0.014	18	0.011	112	0.324
7	<i>Presentatio n of forged cheques</i>	59	0.021	41	0.049	183	0.642
8	<i>Outright theft by staff (Cash defalcation)</i>	182	0.179	129	0.089	1,509	0.110
9	<i>Unauthoris ed Credit</i>	172	0.198	106	0.055	1,282	1.140
10	<i>Outright theft by outsiders / customers</i>	24	0.021	142	0.069	462	0.835
11	<i>Foreign currencies theft</i>	26	0.033	36	0.037	180	0.0639
12	<i>Diversion of bank charges (Commissi on & fees)</i>	83	0.036	88	0.073	274	0.820
13	<i>Lodgment of stolen warrants</i>	14	0.034	13	0.028	7	0.018
	TOTAL	16.751	2,446	26.182	2,373	37,817	15.15

Source: NDIC annual report 2018.

Prior studies show fraud as a misconduct intentionally planned primarily to beat detection (Wells, 2016; Dada, Enyi & Owolabi, 2013; Crumbley, 2005). Furthermore, prior researches by Dagogo and Ngerebo-a (2018), Lawrence and Byron (2013), Adeyemo (2012), Nwoji (2011), Godwin (2009), and Adeduro (1998) highlighted the origin of fraud within banks and articulated steps required for prevention and detection. It is therefore expedient in the quest for prevention and detection of fraud that bank examiners should establish appropriate assessment of fraud risk mechanism against likely fraud perpetrators.

In this regard, prior study by Gilbert and Wakefield (2017) opined that efforts aimed at curtailing fraud were impeded by gaps in knowledge capabilities, namely, fragmented legal frameworks, skills gap; lack of intelligence and ineffective implementation of regulations and standards. This study therefore asserts bank fraud as preventable and detectable provided the CBN, NDIC and managements of the DMBs fortify bank examiners' knowledge capability and ensured they constantly maintain a growth mindset and mental attitude. Therefore, regulators ought to develop new measures that will consolidate the two identified critical factors simultaneously.

Sequel to these regulatory shortcomings, the study fills the gaps and posits that adequate knowledge capability and a consistently predictable mental attitude that is, growth mindset are vital requirements for effectful fraud examination.

2.4 (Task performance) fraud risk assessment (TPFRA)

Fraud risk assessment (FRA) denotes competence that is, an anti-dote to multiple internal and external sources of risks faced by the DMBs like other business organisation. Furthermore, assessment of fraud risk aids bank examiners in determining the extent and nature of processes required to facilitate their chances of fraud detection (Payments, 2015; Owens, CIA & CBA, 2012; Wuerges, 2011; Bloomfield, 1997). According to the SAS No. 99, AICPA, bank examiners like auditors are expected to document their assessment of fraud risk during the examination planning phase and regularly review the initial evaluation when required within the currency of an engagement (AICPA, 2002).

In effect, competence denotes attested demonstration of performance and incorporate capacity to perform assigned roles to defined standards within organisations (IFAC, 2006). In essence, competence within the study context connotes demonstrated ability by bank examiners in performing assigned roles of fraud prevention and detection to required standards within deposit money banks.

Furthermore, prior study established that assessment of fraud risk required requisite technical knowledge, competence and involved vigorous and repetitive procedures for spotting and evaluating risks related to the actualisation of organisational objectives (Popoola,

2016). Therefore, FRA required that bank examiners evaluate the effect of internal and external changes within the DMBs' working environment which may render internal control ineffective.

In summary (task performance) fraud risk assessment encompassed identification of inherent fraud risk, assessment of possibility and consequence of inherent risk and responses to anticipated and substantial inherent risks of fraud (Owens, 2012; ACFE, 2009). For the study, (task performance) fraud risk assessment is defined as bank examiner's knowledge and capacity to access risks of fraud to a distinct standard within the DMBs' operating sphere.

2.5 Knowledge Capability (KC)

Knowledge capability represents attributes that propelled the individual with required chance to perform. It is "the professional knowledge, skills, values, and ethics required to demonstrate competence" (IFAC-IES 8.8, 2006). Furthermore, prior studies outlined knowledge capability as capacities, key skills, competences, abilities, core skills, values, fundamental skills, pervasive qualities, distinguishing characteristics, and individual attributes (Popoola, 2014, Davis et al., 2010; DiGabriele, 2008).

However, in relation to fraud prevention and detection, the chance that fraud may occur, according to antifraud professionals necessitate the setting up of controls premised on individual characteristics of measures, constructs, and combinations of hazard (Popoola, 2014; Dorminey et al., 2012). Put concisely, KC form a fundamental part of perpetrators and becomes material in evaluating the bank examiners' competence towards check-mating fraud and forgeries in DMBs.

Based on previous studies and due to the persistent negative impact of banking fraud and forgeries on the Nigerian DMBs, the knowledge capability, mindset of the bank examiners and their competence that is, (task performance) fraud risk assessment deserve to be studied in order to curtail the escalating incidence of fraud.

2.6 Mindset Component (MC)

Mindset is expounded as a predictable state of mind or mental attitude which sways individual behaviour in given situations. It is the perception, process and distinct attitude which regulates the individual in the gathering and analysis of information (Gollwitzer & Keller, 2016; Gollwitzer, 2012; 1990). In addition, mindset influences a bank examiner's thought process and ways of thinking. Falconer (2012) defines mindset as a qualitative motivation for action, state of mind, an unacknowledged, powerful but subtle feeling and core assumption that motivate participation, a feeling that is distinct from emotion. Chui (2010) established that mindset as an independent variable, has direct impact on individuals' (task performance) fraud risk assessment.

The study thus affirmed that a bank examiner with distinct knowledge capability, but a fixed mindset is incapable of aiding fraud prevention and detection in DMBs' dynamic operating environment and so can never be effective in fighting the scourge. According to Ahmad et al., (2018), Feder (2000) efficient professionals working as intelligent and strategic planners depend on overpowering mindset, when challenges are encountered in the working environment. In essence, growth mindset affects the bank examiner's professional behaviour.

3. Conceptual Framework

In line with the discussion and review of literature, the study presents the conceptual framework as illustrated in figure 1. The framework demonstrate that knowledge capability and mindset exhibit direct relationship on assessment of fraud risk. Furthermore, the research framework denotes direct effect of bank examiners' knowledge capability and mindset on (task performance) fraud risk assessment.

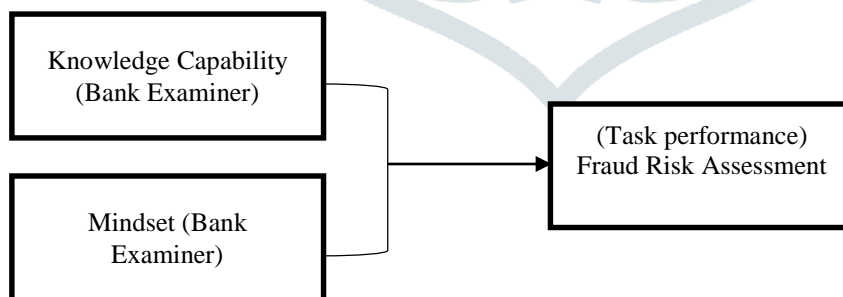


Figure. I: *The Research framework.*

4. Theoretical framework and Hypothesis Development

The two linkages in the theoretical framework of this study represents the prediction that knowledge capability and mindset of bank examiners have direct positive effect on their (task performance) fraud risk assessment. Relying on the review of previous studies, a modest change in knowledge capability and mindset would propel substantial task performance changes including posing an influence on individual's assertiveness to achieve decision-making job (Popoola, Che-Ahmad & Samsudin, 2015; Chui, 2010; Davis et al., 2010; DiGabriele, 2008; Brandstatter & Frank, 2002). Therefore, knowledge capability and mindset components of fraud possess a direct positive relationship on task performance that is, taking decisions through fraud measures and redevelopment of control structures known as fraud prevention (Wolfe and Hermanson, 2004; Cressey, 1953: 1950).

Furthermore, the association of knowledge capability and mindset components of fraud and fraud risk assessment have been acknowledged and adjudged by literature in accounting and psychology. These studies provide empirical evidence in support of the statement that knowledge capability and mindset components of fraud correlates the evolution of individual behaviour and ultimately inspire task performance and prevention of fraud (Baz et al., 2016; Popoola, 2014; Sengur, 2012; Wolfe and Hermanson, 2004; AICPA, 2002).

Subsequently, the study assert that a significant positive relationship exists between knowledge capability and mindset components of fraud and TPFRA. Subsequently, two hypotheses are developed:

H1: There exists a significant positive relationship between KC of bank examiners and TPFRA in the Nigerian deposit money banks.

H2: There exists a significant positive relationship between MC of bank examiners and TPFRA in the Nigerian deposit money banks.

5. Research Methods and Measurement of Variables

The study adopts cross-sectional design and survey methodology (Creswell & Creswell 2017). The questionnaire demanded from respondents about their capabilities and competence relative to fraud prevention and detection. In all, 36 indicator items were evaluated on a five-point Likert scale “strongly disagree” to “strongly agree”. The CBN, NDIC, and 10 DMBs constitute the scope of the study. Furthermore, the unit of analysis is the individual bank examiner in the CBN, NDIC and the deposit money banks.

5.1 Data Collection

The study employed primary data to accomplish the objectives of the study. Subsequently, 12 experts in field of study were consulted and their input used to update the questionnaires before distribution. Thereafter final questionnaires were produced and distributed after undertaking content validity of the instruments. In this regards, 150 questionnaires were distributed with 120 received from which 85 were found useable and retained for analysis representing a 57% useable response rate.

5.2 Operationalisation of the Construct/Variable

The dependent variable, (task performance) fraud risk assessment was adopted from Baz et al., (2016); Dzomira (2014); Owens (2012) and ACFE (2009) measurement of (task performance) fraud risk assessment. The study employs four items, 5-point Likert scale “strongly agree” to “strongly disagree”. Similarly, independent variable of knowledge capability measurement instruments was adopted from Yanto (2016) and Davies, Farrell and Ogilby (2010) measurement of knowledge and consist of seven items 5-point Likert scale ranging from; “strongly disagree” to “strongly agree”. In addition, mindset variable measurement instruments were adapted from Verwey and Asare (2016) and Chui’s (2010) measurement of mindset and Mcleod’s (2009) attitude measurement and consist of 25 items 5-point Likert scale ranging from 1 “strongly disagree” to “strongly agree”.

5.3 Data Analysis

The study employed IBM SPSS for windows version 25 and PLS-SEM (SmartPLS) software version 3 for data analysis. In this regard, regression analysis technique was employed for inferential statistics to test the stated hypotheses while descriptive statistics involved summary statistics.

6. Result and Discussion.

6.1 Response Rate

Table 3 contained summary of the questionnaires distributed and number returned by respondents. In all, 150 questionnaires were distributed while 120 respondents returned their questionnaires representing 80% return rate (Tabachnick & Fidell, 2013). However, 35 questionnaires were removed in all, 8 due to outliers and 27 incomplete responses by the participants. Subsequently, 85 questionnaires were found useable and subjected to further analysis representing 57% usable rate. As suggested by Sekaran (2003), a response rate of 30% is adequate for further analysis of the study. Linus (2001) recommended a response rate of 50% for social science research in Nigeria. Hence, the response rate of 57% recorded in the study is adjudged adequate.

Table 3: Summary of Response Rate

Details	Copies	Rate (%)
Questionnaires distributed	150	100
Questionnaires returned	120	80
Unusable Questionnaires:		
Incompleteness and non-eligibility	27	18
Univariate and multivariate outliers	8	5.3
Questionnaires used for further analysis	85	56.7

Source: *Field Survey* (2020)

6.2 Descriptive Analysis of the Constructs

Table 4 provide the descriptive statistics for the study. Based of the three study constructs, KC disclosed the highest mean value of 3.89 and standard deviation of 0.75. TPFRA construct recorded 3.65 as mean value and 0.46 for standard deviation. Also, MC construct indicated lowest mean value 3.05 and 0.44 for standard deviation. In addition, skewness provides an indication of the symmetry in the distribution whilst kurtosis present information regarding its peakedness (Tabachnick & Fidell 2007).

Based on normality, both skewness and kurtosis are considered to test whether the data is normally distributed. As suggested Tabachnick and Fidel (2013), the criterion for skewness and kurtosis are ranged between ± 2.58 . Based on table 4, the results fell within range hence the data is normally distributed.

Table 4: Summary Statistics

Constructs	N	Mean	SD	Skewness	Kurtosis
Task Performance Fraud Risk Ass.	85	3.65	.460	.081	.251
Knowledge Capability	85	3.89	.746	-.599	-.378
Mindset Capability	85	3.05	.439	1.370	1.044

Source: Field Survey, 2020.

6.3 Assessment of Model Fit.

Figure 2 represents the examined measurement model. The data which were analysed through structural equation model revealed the fitness. By the rule of thumb, the composite reliability should be higher than 0.7 and average variance extracted greater than 0.5 (Hair, Black, Rabin, & Anderson 2014). The model revealed the indicator loadings of variables, most items that did not meet the benchmark were discarded. The final measurement model is shown in Figure 2.

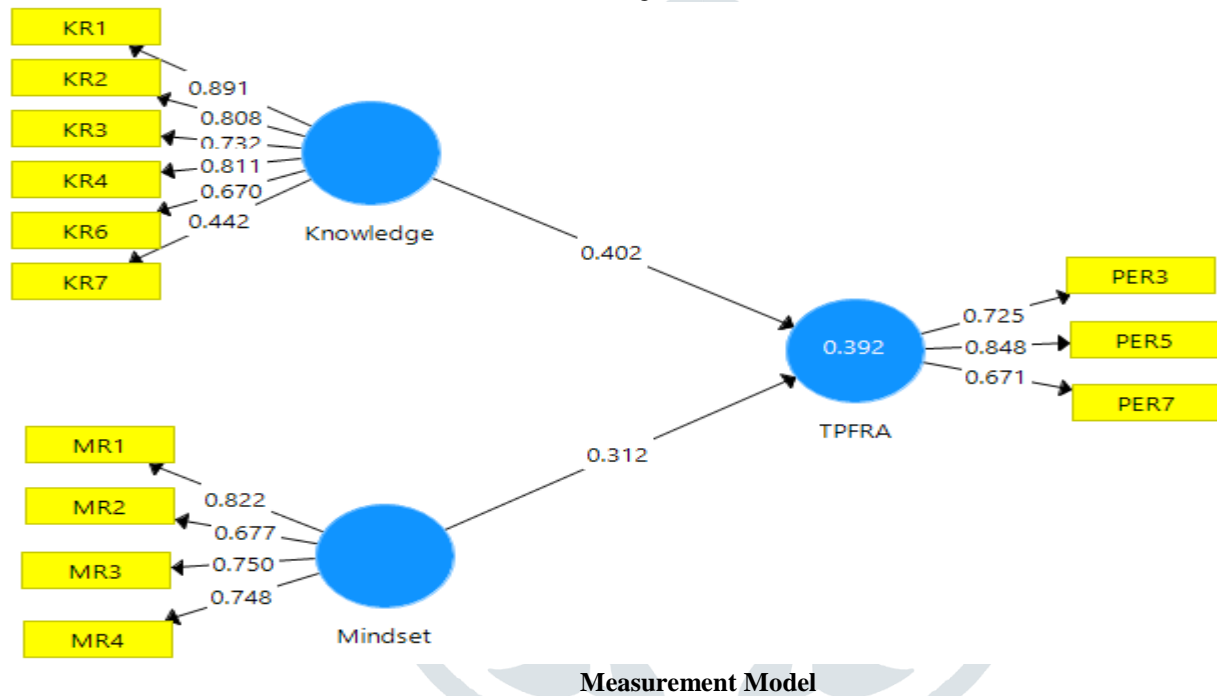


Figure 2: Result of the Reflective

6.4 Validity of the Research instrument

The extent to which a score accurately and truthfully represent the concept of a construct is known as validity (Zikmund et al., 2013). Furthermore, Sekaran and Bougie (2016) defined validity analysis as a test or assessment of how efficiently a developed research instrument actually measure the construct it is intended to measure. In the determination of internal consistency reliability and validity of all the construct of the study, Cronbach alpha, Composite reliability (CR) and Average variance extracted (AVE) as suggested by Garson (2016) were calculated using PLS-SEM algorithm as shown in Table 4.

Table 5: Construct Reliability and Validity

Constructs	Composite Reliability	AVE	R - Square
Knowledge	.875	.547	
Mindset	.837	.564	
TPFRA	.794	.565	.392

Source: Field Survey (2020) Computed using PLS 3 Software

From Table 5, CR and AVE of all constructs as computed were above the threshold of 0.7 and 0.5 respectively as postulated by (Hair et al., 2014). Subsequently, it is concluded that all the constructs were actually measured by the chosen indicators and thus confirmed the validity and reliability of the research instruments.

Table 6: Discriminant Validity

Constructs	KC	MC	TPFRA
Knowledge Capability	0.740		
Mindset Capability	0.531	0.751	
Task Performance FRA	0.568	0.526	0.752

Source: Field Survey, 2020

Table 6 presents discriminant validity results. On the table, bolded diagonal numbers present the square root of AVE of each latent variable with each higher than their correlations among other constructs in line with Fornell-larcker criterion. This confirmed the requirement that a construct should be absolutely unique and also capture situation not represented by other constructs in the model (Hair et al.,2014).

6.5 Bootstrapping Analysis

Bootstrapping analysis was undertaken to determine the effect of between knowledge capability, mindset and (task performance) fraud risk assessment. Bootstrapping was done by using 5000 samples with 85 cases. The results presented in figure 3 showed how that the magnitude and significance of the structural paths are consistent (Henseler, Hubona, & Ray (2016).

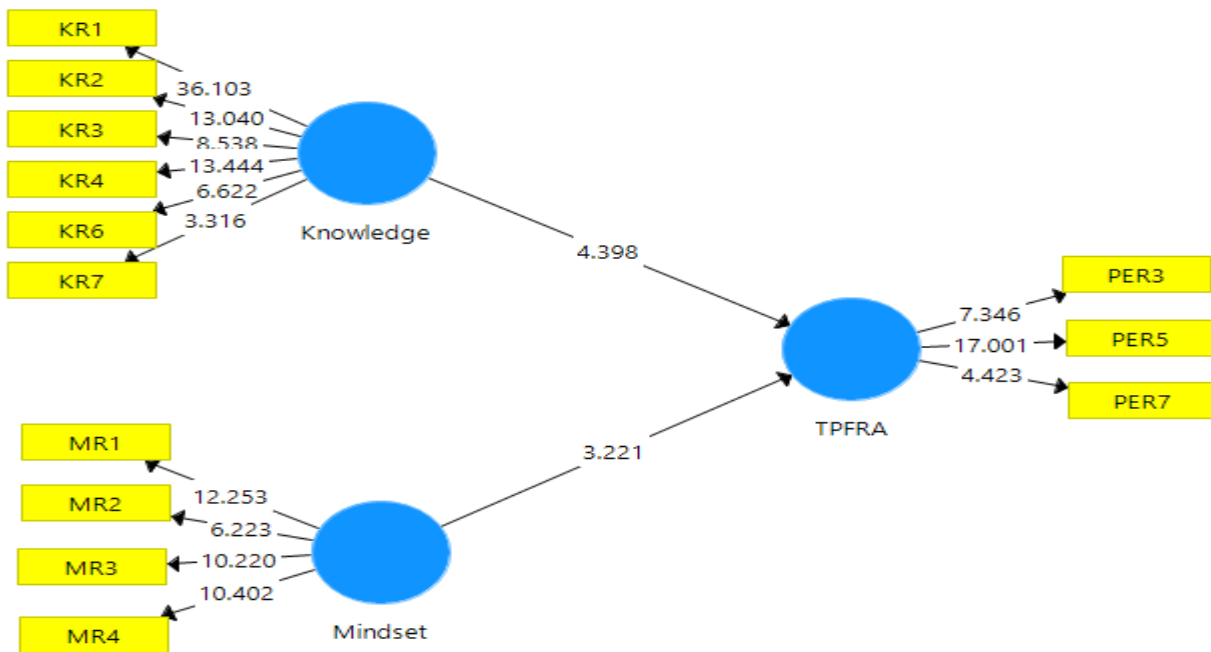


Figure 3: Structural Model

6.6 Test of Hypothesis

Table 7 present the path coefficient which indicates the Beta value, Standard error, Adjusted R Square and Decision rule of hypothesis tested in the study. The table showed knowledge capability has a positive and significant effect over (task performance) fraud risk assessment in DMBs with T-value of 4.398 with a corresponding beta coefficient of 0.402. The result therefore supports the hypothesis which states that there is a significant positive relationship between KC of bank examiners and TPFRA within Nigerian deposit money banks.

Furthermore, Table 7 also revealed that mindset has T-value of 3.221 with a corresponding beta coefficient of 0.312. This means that mindset has positive and significant effect on (task performance) fraud risk assessment in Nigerian DMBs. The result thus supports the hypothesis which states that there is a significant positive relationship between mindset of banking examiners and TPFRA within Nigerian deposit money banks. In essence, (task performance) fraud risk assessment in DMBs require specialised knowledge and a growth mindset that is, an attitude which strengthens the reasoning and behaviour of individual bank examiner in the discharge of job functions with specific emphasis on banking fraud prevention and detection.

Table 7: Effect Size

Constructs	Beta	Std Error	T-value	P-Value	Decision
Knowledge -> TPFRA	.402	.091	4,398	.000	Support
Mindset -> TPFRA	.312	.097	3.221	.001	Support

Source: Field Survey, 2020

6.7 Effect Size

It is expedient to assess the effect size for the association between knowledge capability, mindset and (task performance) fraud risk assessment in the Nigerian DMBs. The result is presented in Table 8. It shows the effect size computed as increase in R-Squared of the latent variable to which the path is connected, relative to the proportion of unexplained variance in the latent variable (Chin, 1998). R-Square change is the change in R^2 when a casual factor is removed from the model.

The F-square coefficient is constructed according to Cohen, (1998) and Callaghan, Wilson, Ringle and Henseler, (2007) as $(R^2 \text{ original} - R^2 \text{ omitted}) / (1 - R^2 \text{ original})$. The rule of thumb is that values of 0.02, 0.15, and 0.35 are adjudged as weak, moderate, and strong effects respectively (Cohen, (2013). Therefore, looking at f^2 as shown in Table 6, knowledge capability and mindset has small effect on (task performance) fraud risk assessment within the Nigerian deposit money banks.

Table 8: Effect Size and Predictive Reliance

Constructs	Effect size (F^2)	Predictive Reliance (Q^2)	Decision
Knowledge	.19		Medium
Mindset	.12		Small
TPFRA		.19	

Source: Field Survey, 2020.

Table 8 disclosed an evaluation of the predictive reliance (Q^2) of the path model of this study. This was calculated using the blindfolding procedure and cross validated by redundancy method (Hair et al., 2014). The criterion is Q^2 values 0.02, 0.15 and 0.35 indicate that an exogenous construct has small, medium, or large predictive reliance respectively for a defined endogenous construct. The study's Q^2 result of 0.19 indicate that knowledge capability and mindset have medium sized predictive effect on TPFRA.

6.8 Conclusion

The study investigates the relationship between knowledge capability, mindset, and competence that is, (task performance) fraud risk assessment of bank examiners in deposit money banks in Nigeria, a developing economy. The capability requirements of knowledge and mindset component have direct positive relationship with (task performance) fraud risk assessment. The implication of the study is overall reduction in the incidence of fraud and forgeries in deposit money banks. Furthermore, the study enhances the literature on institutional, regulatory, ethical, and legal frameworks for bank examination and reporting for prevention and detection of fraud within deposit money banks in Nigeria. The research limitation is the application of cross-sectional design methodology through the administration of questionnaires. Hopefully, researchers may be able to overcome the current respondents' apathy towards open and transparent discussion of issues related to fraud and forgeries in deposit money banks. Hence, future research may explore interviews as primary source of data collection in addition to administration of research questionnaires and subsequently employ mix-method (Triangulation), that is, qualitative and quantitative research methodology.

REFERENCES

- [1] ACFE, (2009). *Managing the Business Risk of Fraud: A Practical Guide*, (sponsored by The Institute of Internal Auditors. The American Institute of Certified Public Accountants and the Association of Certified Fraud Examiners.
- [2] ACFE, (2016), *Global fraud study: Report to the nations on occupational fraud and abuse*. Association of Certified Fraud Examiners. Austin, TX. ACFE.
- [3] Adeduro, A. A. (1998): "An investigation into frauds in banks," An unpublished thesis of University of Lagos.
- [4] AICPA., (2002), *Statement on Auditing Standards (SAS) No. 99: Consideration of Fraud in a Financial statement Audit* (American institute of Certified Public Accountants, Durban).
- [5] AICPA., (2002), *Statement on Auditing Standards (SAS) No. 99: Consideration of Fraud in a Financial Statement Audit* (American Institute of Certified Public Accountants, Durham).
- [6] Alghamdi, A., Flechais, I., Jirotko, M., (2015), *Security Practices for Households Bank Customers in the Kingdom of Saudi Arabia*. Retrieved from <https://www.usenix.org/>
- [7] Ahmad, C. A., Haron, H., Malik, M., Salleh, Z., Hariri, H., Khan, N. I., & Nelson, S. P. (2018). *Fundamentals of auditing*.
- [8] Ayamga, D. (2018). *Telecommunication fraud prevention policies and implementation challenge*.
- [10] Baz, R., Samsudin, R., Che-Ahmad, A., & Popoola, O. (2016). *Capability component of fraud and fraud prevention in the Saudi Arabian banking sector*.
- [11] Bloomfield, R. J., 1997. *Strategic Dependence and the Assessment of Fraud Risk: A Laboratory Study: The Accounting Review*, Vol. 72, No. 4, p. 517-538.
- [12] Bostley, R. W. B., & Dover, C. B.: *Sheldon's practice and the law of Banking*. 10th ed. English language book society, Macdonald, and Evans, London.
- [13] Callaghan, W., Wilson, B., Ringle, C. M., & Henseler, J. (2007). *Exploring causal path directionality for a marketing model using Cohen's path method*.
- [14] Cascarino, R. E., (2012). *Corporate Fraud and Internal Control: A Framework for Prevention*. John Wiley & Sons.
- [15] CBN, (2017). *Central Bank of Nigeria. Annual report and Statement of accounts*.
- [16] CBN, (2017). *Central Bank of Nigeria. Compendium of monetary policy communiqués*, No.: 1-86.
- [17] CBN, (2016). *Banking system regulation and supervision in Nigeria (1976-2016)*, Central Bank of Nigeria Bullion, 40(1), 27-36.
- [18] CBN, (2015). *Central Bank of Nigeria: Annual report and accounts, 2015*.

- [19] CBN, (2015). Central Bank of Nigeria: Statistical Bulletin, December 2015.
- [20] Chin, W. W. (2010). How to write up and report PLS analyses. In *Handbook of partial least squares* (pp. 655-690). Springer, Berlin, Heidelberg.
- [21] Chui, L., (2010), An experimental examination of the effects of fraud specialist and audit mindsets on fraud risk assessment and on the development of fraud related problem representation, ProQuest LLC UMI 3456520, 789 East Eisenhower Parkway USA.
- [22] Cohen, J. (2013). *Statistical power analysis for the behavioral sciences*. Academic press.
- [23] Cohen, J. (1998). *Statistical power analysis for the behavioral sciences*. (2nd Edition). Hillsdale, NJ: Lawrence Erlbaum Associates.
- [24] Creswell, J. W., & Creswell, J. D. (2017). *Research design: Qualitative, quantitative and mixed methods approaches*. Sage publications.
- [25] Cressey, D. R., (1953), *Other People's Money: A study in the social psychology of embezzlement*. New Jersey: Patterson Smith Publishing Corporation.
- [26] Cressey, D. R., (1950), *The criminal violation of financial trust*. *American Sociological Review*, 738-743.
- [27] Crumbley, D. L. (2005). *Forensic Accounting Journal*. *America, Edwards International Publishers*, 215-248.
- [28] Dada, S. O., Enyi, P. E., & Owolabi, S. A. (2013). Forensic accounting: A relevant tool for effective investigation of bribery cases in Nigeria: *Unique Journal of Business Management Research* Vol. 1 (5), pp. 095-099, November 2013 Available online@ <http://www.unique-research-journals.org>.
- [29] Daniel-Draz, M. S., (2011), *Fraud Prevention: Improving internal controls*. Retrieved on June 7, 2015, at <http://www.csoonline.com/article/2127917/fraud-prevention/fraud-prevention--improvinginternal-controls.html>.
- [30] Davia, H. R., (2000), *Fraud 101: Techniques and strategies for detection* New York, N, John Wiley & Sons, Inc.
- [31] Davis, C., Farrell, N., & Ogilby, S., (2010), Characteristics and skills of the forensic accountant. AICPA PVS Section.
- [32] DiGabriele, J. A., (2008). An empirical investigation of the relevant skill of forensic accountants. *Journal of education for Business* 83(6), 331-338.
- [33] Dorminey, J., Fleming, A. S., Kranacher, M., & Riley, R. A., (2012). The Evolution of Fraud Theory. *American Accounting Association. Issues in Accounting Education*. Vol. 27, No. 2: 555 – 579.
- [34] Dura, C. and Drigă, I. (2015). The Financial Sector and the Role of Banks in Economic Development. *Annals of the University of Petrosani, Economics* 16. 598-603.
- [35] Dzumira, S. (2014). Internal Controls and Fraud Schemes in not-For-Profit organisations: A guide for Good practice. *Research Journal of Finance and Accounting*, 5(2), 118-126.
- [36] Falconer, P. (2012). *What is mindset?* Retrieved from <http://www.paulfalconer.blogspot.com/2018/09>.
- [37] Feder, S. A. (2000). Overcoming “mindsets”: What corporations can learn from government intelligence failures. *Competitive Intelligence Review* Volume 11, Issue 3, p. 28–36.
- [38] Fornell, C., & Larcker, D. F. (1981). Evaluating structural equation models with unobservable variables and measurement error. *Journal of marketing research*, 18(1), 39-50.
- [39] Garson, G. D. (2016). *Partial least squares: Regression and structural equation models*. *Asheboro, NC: Statistical Associates Publishers*.
- [40] Gilbert, M., & Wakefield, A. (2018). Tackling fraud effectively in central government departments: A review of the legal powers, skills, and regulatory environment of UK central government counter fraud teams. *Journal of Financial Crime*, 25(2), 384-399.
- [41] Gollwitzer, P. M. (1990). “Action Phases and Mind-Sets.” In Higgins, E. T., & Sorrentino, R. M. (Ed.), *Handbook of motivation and Cognition: Foundations of Social Behaviour*. Vol. 2, 53-92, New York, NY: Guilford Press.
- [42] Gollwitzer, P. (2012). *Mindset theory of action phases* (pp. 526-545).
- [43] Gollwitzer, P. M., & Keller, L. (2016). *Mindset theory*. *Encyclopaedia of personality and individual differences*, 1-8.
- [44] Greeno, J. G., (1977). “Process of Understanding in Problem Solving” In Castellan, N.J., Pisoni, D. B., & Potts, G. R., (Ed), *Cognitive Theory*. Vol 2 (Pp 43-82). Hillsdale, NJ: Lawrence Erlbaum Associates, Publishers.
- [45] Hackenbrack, K., (1992). “Implication of seemingly irrelevant evidence in Audit Judgement.” *Journal of Accounting Research* (Spring): 54-76.
- [46] Hair, J. F., Hult, G. T. M., Ringle, C. M., & Sarstedt, M. (2014). *A primer on partial least squares structural equation modeling (PLS-SEM)*.
- [47] Henseler, J., Hubona, G., & Ray, P. A. (2016). Using PLS Path Modelling in New Technology Research: Updated Guidelines. *Industrial management & Data Systems*, 116(1), 2-20. <http://doi.org/10.1108/IMDS-09-2015-0382>.
- [48] ICAN, (2005). Nigerian Standards on Auditing (NSA) No. 5, The Auditor's Responsibility to Consider fraud in the Audit of a Financial Statement. Lagos, Nigeria.
- [49] IFAC, (2006), International Education Standard No. 8 Competence Requirements for Audit Professionals. International Federation of Accountants. New York.
- [50] Jamieson, R., Stephens, G., Winchester, D., (2007), An Identity Fraud Model Categorizing Perpetrators, Channels, Methods of Attack, Victims and Organizational Impacts. *PACIS*, 1-14.
- [51] Krambia-Kapardis, M., Christodoulou, C., & Agathocleous, M., (2010). Neural networks: the [s://doi.org/10.1108/02686901011061342](https://doi.org/10.1108/02686901011061342).
- [52] Knapp, C. A., & Knapp, M. C., (2001). The effect of experience and explicit fraud risk assessment in detecting fraud with analytical procedures. *Accounting Organisation and Society*.
- [53] Lamptey, E. K., & Singh, R. P. (2018). Fraud Risk Management Over Financial Reporting: A Contingency Theory Perspective. *Journal of Leadership, Accountability and Ethics*, 15(4).
- [54] Lawrence, C., & Byron, P., (2013). Auditors' Responsibility for Fraud Detection: New Wine in Old Bottles? *Journal of Forensic & Investigative Accounting*. Vol. 5, issue 1, January – June 2013.

- [55] Levi, M., Burrows, J., Fleming, M., Hopkins, M., & Matthews, K. G. P. (2007). The nature, extent and economic impact of fraud in the UK.
- [56] Linus, S. (2001). marketing Strategy effectiveness in Nigerian Banks. *Academy of Marketing Studies Journal*, 5 (1), 21-30.
- [57] NDIC, (2018). Nigreian Deposit Insurance Corporation. Annual report and accounta 2018.
- [57] NDIC, (2017). Nigreian Deposit Insurance Corporation. Annual report and accounta 2017
- [58] NDIC, (2015). Nigerian Deposit Insurance Corporation. Annual report and accounts 2015.
- [59] Okunbor, J. A., & Obaretin, O., (2010). Effectiveness of the application of forensic accounting services in Nigerian corporate organisations. *AAU IMS Vol 11*.
- [60] Owens, D. R., (2012). Fraud risk assessment practices and corporate governance.
- [61] Owens, D. R., CIA, C., & CBA, C. (2012). Fraud risk assessment practices and corporate governance.
- [62] Payments, U. U. (2015). Preventing Money Laundering and Bank Fraud in the Banking Industry.
- [63] Popoola, O. M. J., (2014), Forensic accountants, auditors, and fraud: Capability and competence requirements in the Nigerian public sector. A thesis submitted to Othman Yeop Abdullah Graduate School of Business, Universiti Utara Malaysia, in fulfilment of the requirement for the Doctor of Philosophy, Malaysia.
- [64] Popoola, O. M. J., Che-Ahmad, A. B., & Samsudin, R. S. (2015). An empirical investigation of fraud risk assessment and knowledge requirement on fraud related problem representation in Nigeria. *Accounting Research Journal*, 28(1), 78-97.
- [65] Robinson, P., (2006). Insider fraud is 'serious threat.' Financial Services Authority retrieved on 15 May 2016 at <http://news.bbc.co.uk/2/hi/business/4754840.stm>.
- [66] Rosen, L. S., (2006). CAP forum on forensic accounting in the post-Enron world forensic accounting: Where and when headed? *Canadian Accounting Perspectives*, 5(2), 257-264.
- [67] Krambia-Kapardis, M., Christodoulou, C., & Agathocleous, M., (2010). Neural networks: thepanacea infrauddetection? *Managerial Auditing Journal*. <https://doi.org/10.1108/02686901011061342>
- [68] Ramaswamy, V. (2005). Corporate Governance and The Forensic Accountant. *The CPA Journal*, 68-70.
- [69] Singleton, T. W., Bologna, G. J., Lindquist, R. J., & Singleton A. J., (2006). *Fraud auditing and forensic accounting*. 3rd ed., John Wiley & Sons, Inc, New Jersey.
- [70] Sengur, E. D., (2012). Auditors' perception of fraud prevention measures: evidence from Turkey. *Annales Universitatis Apulensis: series oeconomica*, 14(1), 128.
- [71] Sekaran, U. (2003). *Research methods for business*. Hoboken, NJ: John Wiley & Sons. *The Journal of Management Development*, 14(3), 3-13.
- [72] Sekaran, U., & Bougie, R. (2016). *Research methods for business: A skill building approach*. John Wiley & Sons.
- [73] Subramanian, R., (2014), *Bank Fraud*. Retrieved from <https://www.sas.com>.
- [74] Tabachnick, B. G., & Fidell, L. S. (2013). *Using multivariate statistics: International edition*. Pearson 2012.
- [75] Tabachnick, B. G., Fidell, L. S., & Ullman, J. B. (2007). *Using multivariate statistics* (Vol. 5). Boston, MA: Pearson.
- [76] Thanasak, R., (2013). The fraud factors. *International Journal of Management and Administrative Sciences (UMAS)* (ISSN: 2225-7225), Vol 2, pp 01-05.
- [77] Wells, J. T., (2005), *Principles of fraud examination*. Hoboken, N. J.: John Wiley & Sons Inc.
- [78] Wells, J. T., (2017), *Corporate fraud handbook: Prevention and detection: 5th edition*: Hoboken, N. J., John Wiley & Sons Inc.
- [79] Wolfe, D., Hermanson, D., (2004), *The Fraud Diamond: Considering the Four Elements of Fraud*. Retrieved from <http://wweb.uta.edu>.
- [80] Wuerges, A., (2011). Auditors' responsibilities for fraud detection: New wine in old bottles? Retrieved from <http://www.scribd.com/doc/63671899/Auditor-Responsibility-for-fraud-Detection>.
- [81] Zaworski, M. J., (2005), *Assessing an Automated, Information Sharing Technology in the Post "9-11" Era -Do Local Law Enforcement Officers Think It Meets Their Needs?* A dissertation submitted in partial fulfilment of the requirements for the degree of Doctor of Philosophy in Public Administration. Florida International University Miami, Florida, US.
- [82] Zikmund, W. G., Carr, J. C., & Griffin, M. (2013). *Business Research Methods (Book Only)*. Cengage Learning.