

Iot Based Health Monitoring System

¹K.Abhinay,¹D.Vignesh,¹M.Srikar,²B.Chaitanya

¹Student, Electronics and Communication department, GITAM, Hyderabad, Telangana,

²AssistantProfessor, Electronics and Communication department, GITAM, Hyderabad, Telangana

Abstract

Health has prime importance in our day-to-day life .The project aims at developing a system which is capable of monitoring the patient's medical parameters like heart beat pulse sensor, Temperature sensor wirelessly through WI-FI module using thing speak, designing a system which is capable of tracking the location of cardiac patients and also monitoring of heart rate alerts in case of emergency through SMS to predefined numbers. Using IP camera for live streaming. It has night vision capability. Now a day's technology is running with time, it completely occupied the life style of human beings. It is being used everywhere in our daily life to fulfil our requirements. We can not only increase the comfort of life but also increase the health monitoring techniques by making use of advanced technology.

Keywords: ARDUINO Microcontroller, ESP8266 Wi-Fi module, GSM, GPS, Pulse sensor, Temperature sensor, LCD module,IP camera

I. INTRODUCTION

In the recent years wireless technology has increasing for the need of upholding various sectors .In these recent years IoT graped the most of industrial area specially automation and control. Biomedical is one of recent trend to provide better health care. Not only in hospitals but also the personal health caring facilities are opened by the IoT technology. So having a smart system various parameters are observed that consumes power, cost and increase efficiency .In according to this smart system, this paper is reviewed.

In traditional method, doctors play an important role in health check up. For this process requires a lot of time for registration, appointment and then check up. Also reports are generated later.

Due to this lengthy process working people tend to ignore the checkups or postpone it. This modern approach reduces time consumption in the process.

In the recent years use of wireless technology is increasing for the need of upholding various sectors .In these recent years IoT groped the most of industrial area specially automation and control. Biomedical is one of recent trends to provide better health care. Not only in hospitals but also the personal health care facilities are opened by the IoT technology. So having a smart system, various parameters are observed that consume power, cost and increase efficiency .In accordance with this smart system, this paper is reviewed.[3]

Their contribution in medical area is very important to us and cannot be neglected. Today's automotive structures have the root ideas coming from yesterday's basics. Also Early detection of chronic diseases can be easy with these technologies. [4]

The body temperature, heart rate, is prime parameters to diagnose the disease. This project gives temperature and heart rate values using IoT.

II. LITERATURE SURVEY

[1] The main aim of this project was to develop a system which captures the vital signs and parameters from the ICU monitoring machine using a webcam and make this data be available to the personal doctor who might not be present in the hospital or even in the country. The webcam will capture images from the screen of the bedside monitor at a rate of about one image every four seconds. These captured images streamed into MATLAB where it is processed and will be constantly uploaded to the application server. ANDROID application is used to get these data on the mobile phone from the user's server. In case of any abnormality, the doctor is alerted by sending a notification from C2DM server to his mobile.

[2] Design of the health monitoring system for the researchers is the hot topic. Health monitoring system is used every field such as hospital, home care unit, sports. This health monitoring system use for chronicle diseases patients who have daily check-up. So, researchers design a system as portable device. Researcher designed different health monitoring system based on requirement. Different platform like Microcontroller, ASIC, FPGA, PIC microcontroller are used to design the system based on this performance. The integration

of different medical instrument on the single system on-chip is main achievement for researcher by using different biomedical sensor.

III. IMPLEMENTATION:

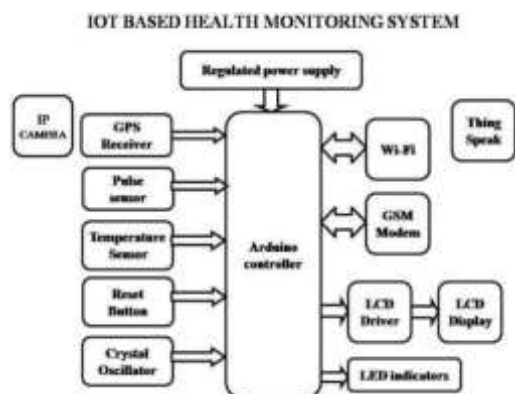


Fig1 Block diagram of IOT based health based Monitoring system

The controlling device of the whole project is Arduino Microcontroller. Temperature sensor, Heart beat pulse sensor are interfaced to the Arduino microcontroller. The medical parameters data read by Microcontroller and sent this data to the user mobile phone through Wi-Fi. We can see the Patient live monitoring on mobile phone through Wi-Fi.

The functioning of this device is based on the truth that the blood level circulation during expansion and contraction of heart which can be sensed by Heartbeat sensor. Depending upon the rate of circulation of blood per second the heart beat rate per minute is calculated. This device consists of a microcontroller which takes the input from the heart beat sensor and calculates the heart rate of the patient. The Microcontroller is programmed using Embedded C language.

IV. RELATED WORK:

The brief introduction of different modules used in this project is discussed below :

ARDUINO UNO:

The **Arduino Uno** is a microcontroller board based on the ATmega328. It has 14 digital input/output pins (of which 6 can be used as PWM outputs), 6 analog inputs, a 16 MHz crystal oscillator, a USB connection, a power jack, an ICSP header, and a reset button. It contains everything needed to support the microcontroller; simply connect it to a computer with a USB cable or power it with a AC-to-DC adapter or battery to get started.


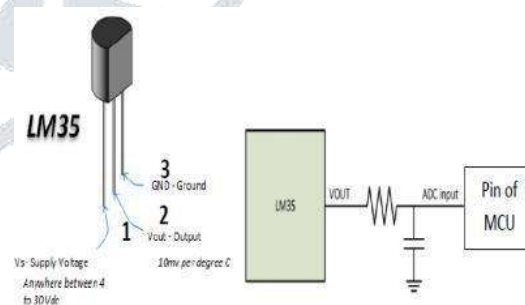


Fig2 Arduino Uno

Temperature sensor:

The most widely measured physical parameter is body temperature; it can be calculated by putting the sensor in contact with human body. The sensor used in this project is an LM35 temperature sensor. LM35 is a precision IC temperature sensor with its output proportional to the temperature (in °C). The LM35 sensor has more features that attracted us to choose it, such as Calibrated directly in Celsius (Centigrade), Linear + 10-mV/°C scale factor; it measures temperatures from -55°C to +150°C range, the accuracy $\pm 0.5^\circ\text{C}$.



Pulse sensor:

GPS:



Fig4 Pulse Sensor

Heart beat sensor is designed to give digital output of heart beat when a finger is placed on it. When the **heart beat detector** is **working**, the **beat LED** flashes in unison with each **heart beat**. ... It **works** on the principle of light modulation by blood flow through finger at each pulse.

GSM(SIM800A):



Fig 5 GSM(SIM800A)

SIM800 is a quad-band GSM/GPRS module designed for the global market. It works on frequencies GSM 850MHz, EGSM 900MHz, DCS 1800MHz and PCS 1900MHz. SIM800 features GPRS multi-slot class 12/ class 10 (optional) and with a tiny configuration of 24*24*3mm, SIM800 can meet almost all the space requirements in users' applications, such as M2M, smart phone, PDA and other mobile devices. SIM800 has 68 SMT pads, and provides all hardware interfaces between the module and customers' boards. SIM800 is designed with power saving technique so that the current consumption is as low as 1.2mA in sleep mode. SIM800 integrates TCP/IP protocol and extended TCP/IP AT commands which are very useful for data transfer applications.



Fig6 GPS Module

On NMEA input the receiver stores information based on interpreting the sentence itself. While some receivers accept standard NMEA input this can only be used to update a waypoint or similar task and not to send a command to the unit. Proprietary input sentences could be used to send commands. Since the Magellan upload and download maintenance protocol is based on NMEA sentences they support a modified WPL message that adds comments, altitude, and icon data.

RMC - NMEA has its own version of essential gps pvt (position, velocity, time) data. It is called RMC, The Recommended Minimum, which will look similar to:

```
$GPRMC,123519,A,4807.038,N,01131.000,E,022.4,084.4,230394,003.1,W*6A
```

Where:

- RMC Recommended Minimum sentence
- C 123519 Fix taken at 12:35:19 UTC
- A Status A=active or V=Void.
- 4807.038,N Latitude 48 deg 07.038' N
- 01131.000,E Longitude 11 deg 31.000' E
- 022.4 Speed over the ground in knots
- 084.4 Track angle in degrees True
- 230394 Date - 23rd of March 1994
- 003.1,W Magnetic Variation
- *6A The checksum data, always begins with *

ESP 8266 Wi-Fi:



Fig7 ESP8266 Wifi Module

The ESP8266 Wi-Fi Module is a self contained SOC with integrated TCP/IP protocol stack that can give any microcontroller access to your Wi-Fi network. The ESP8266 is capable of either hosting an application or offloading all Wi-Fi networking functions from another application processor. Each ESP8266 module comes pre-programmed with an AT command set firmware, meaning, you can simply hook this up to your Arduino device and get about as much Wi-Fi-ability as a Wi-Fi Shield offers (and that's just out of the box)! The ESP8266 module is an extremely cost effective board with a huge, and ever growing, community.

LCD (LIQUID CRYSTAL DISPLAY) :



Fig8 16*2 LCD

One of the most common devices attached to a micro controller is an 16x2 LCD display. This means 16 characters per line by 2 lines and 20 characters per line by 2 lines, respectively. The project status will display on LCD.

Thing speak:

Thing Speak server is an open data platform and API for the Internet of Things that enables you to collect, store, analyze, visualize, and act on data from sensors.

IP Camera:



Fig 9 IP Camera

The Smarty HD Pan & Tilt Smart Camera is a simple to use a camera that can be conveniently positioned within the home (within wireless range of your internet router) and remotely controlled from your Smartphone, tablet or computer. You can also use it without any Wi-Fi connection, using AP mode. It features crystal clear picture quality, capturing video in HD 720P at 30 frame per second, includes Pan & Tilt (Left, Right, 355 degree; Up, Down, 60 degree), a built-in microphone and speaker to allow you to listen and speak back to where the camera is located, a memory card socket to capture video 24/7 onto a memory card.

IV. CONCLUSION:

The existing model presents an Integrating feature of all the hardware components which has been used and developed in it with ARDUINO UNO ATMEGA328P MICROCONTROLLER. The Presence of each and every module has been reasoned out and placed very carefully. Hence the contributing to the best working unit for "IOT Based Health Monitoring System" has been designed perfectly. Thus, the project has been successfully designed and tested.

RESULTS:



Fig10 Temperature Sensor Output



Fig11 Pulse Sensor Output

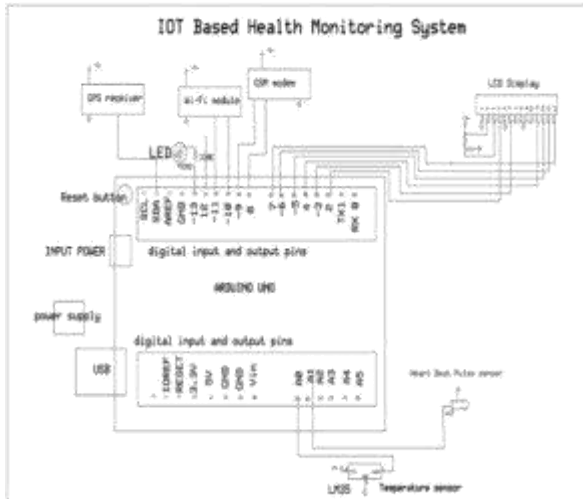


Fig12 Pulse sensor and Temperature sensor Interface to Arduino Uno




Fig13 IOT Based Health Monitoring system

V. ACKNOWLEDGEMENT

6. Mohammad M. Masud, Mohamed Adel Serhani, and Alramzana Nujum Navaz "Resource-Aware MobileBased Health Monitoring", 2168-2194 (c) 2015 IEEE
7. Ayush Bansal , Sunil Kumar, Anurag Bajpai, Vijay N. Tiwari, Mithun Nayak, Shankar Venkatesan, Rangavittal Narayanan, "Remote health monitoring system for detecting cardiac disorders", IET Syst. Biol., 2015, Vol. 9, Iss. 6, pp. 309–314.
8. Hamid Al-Hamadi and Ing-Ray Chen, "Trust-Based Decision Making for Health IoT Systems" DOI 10.1109/JIOT.2017.2736446, IEEE Internet of Things Journal.
9. Muthuraman Thangaraj Pichaiah Punitha Ponnalar Subramanian Anuradha, "Internet Of Things (IOT) Enabled Smart Autonomous Hospital Management System – A Real World Health Care Use Case with the Technology Drivers", 2015 IEEE International Conference on Computational Intelligence and Computing Research.
10. Maradugu Anil Kumar, Y.Ravi Sekhar, "Android Based Health Care Monitoring System" IEEE Sponsored 2nd International Conference on Innovations in Information Embedded and Communication Systems ICIIECS'1

We would like to thank all the authors of different research papers referred during writing this paper. It was very knowledge gaining and helpful for the further research to be done in future.

REFERENCES

1. Ebrahim Al Alkeem1, Dina Shehada1, Chan Yeob Yeun1,M. Jamal Zemerly ,Jiankun Hu "New secure healthcare system using cloud of things", Springer Science+Business Media New York 2017
2. Yena Kim, SeungSeob Lee and SuKyoung Lee "Coexistence of ZigBee-based WBAN and WiFi for Health Telemonitoring Systems", DOI 10.1109/JBHI.2014.2387867, IEEE Journal of Biomedical and Health Informatics 3. Mirza Mansoor Baig & Hamid Gholamhosseini "Smart Health Monitoring Systems: An Overview of Design and Modeling", Springer Science+Business Media New York 2013
- [3] "Android based patient monitoring system" International Journal For Technological Research In Engineering,May-2014, DeepModi 1 ,
- [4] JigneshVyas 2 , Priyank Shah 3 ME Scholar, 2 Associate Professor (H.O.D.), 3 Assistant Professor
4. S. M. Riazul islam, Daehan kwak, MD. Humaun kabir, Mahmud hossain, and Kyung-sup kwak," The Internet of Things for Health Care:A ComprehensiveSurvey" DOI 10.1109/TDSC.2015.2406699, IEEE Transactions
5. Afef Mdhaffar, Tarak Chaari , Kaouthar Larbi, Mohamed Jmaiel and Bernd Freisleben "IoT-based Health Monitoring via LoRaWAN", IEEE EUROCON017.