

Implementation of a Faculty Course Repository System

Abirami Sivaprasad*, Jahanvi Gupta**, Muskaan Dhar***, Bhavya Shah****

*(Information Technology, Shah and Anchor Kutchhi Engineering College, Mumbai
Email: abirami.sivaprasad@sakec.ac.in)

** (Information Technology, Shah and Anchor Kutchhi Engineering College, Mumbai
Email: jahanvi.gupta@sakec.ac.in)

*** (Information Technology, Shah and Anchor Kutchhi Engineering College, Mumbai
Email: muskaan.dhar@sakec.ac.in)

**** (Information Technology, Shah and Anchor Kutchhi Engineering College, Mumbai
Email: bhavya.shah@sakec.ac.in)

ABSTRACT

The aim of this repository system is to give students easy access to study material uploaded by the faculties and take their feedback. Faculties can upload their material in most of the commonly supported formats (mp4, docx, jpg, pdf, etc) and view live analysis for each post in a graphical format.

Keywords — repository, faculty, student, analysis

Abstract—The aim of this repository system is to give students easy access to study material uploaded by the faculties and take their feedback. Faculties can upload their material in most of the commonly supported formats (mp4, docx, jpg, pdf, etc) and view live analysis for each post in a graphical format.

Keywords—repository, faculty, student, analysis

I. INTRODUCTION

A faculty repository system is an internet based repository for the faculties and students. Here, the faculties can upload study material and students can refer to the uploaded study material. It allows the faculties to upload their notes and other study material in most of the commonly supported formats. A faculty member uploads the content related to a certain subject and then the students can browse content based on year, semester or uploading faculty.

With the internet advancing at an exponential rate and emerging fields like cloud services having such a repository becomes very handy for teachers as well as students.

Electronic documents are easier to file and find because they can be indexed using keys like date, document type or other user-defined criteria. Using web-based forms of technology to collect and exchange information not only speeds up the process and improves data quality. We aim to develop a repository where the faculty can upload all material

such as the list of experiments, power-point presentations, pdfs, etc. All students should be able to view and download the content of the subject they wish to study.

A. Aim of the Project

This repository aims at providing a better academic environment for the students by providing academic material to each student, available at their fingertips. The website must be updated with the technologies to keep up the pace of the ever changing syllabus. This repository will make it easier for the students, as well as faculty members to view, save, download and retrieve their course files, which in turn will increase efficiency. To summarize, this repository will be quite useful for all members of the college.

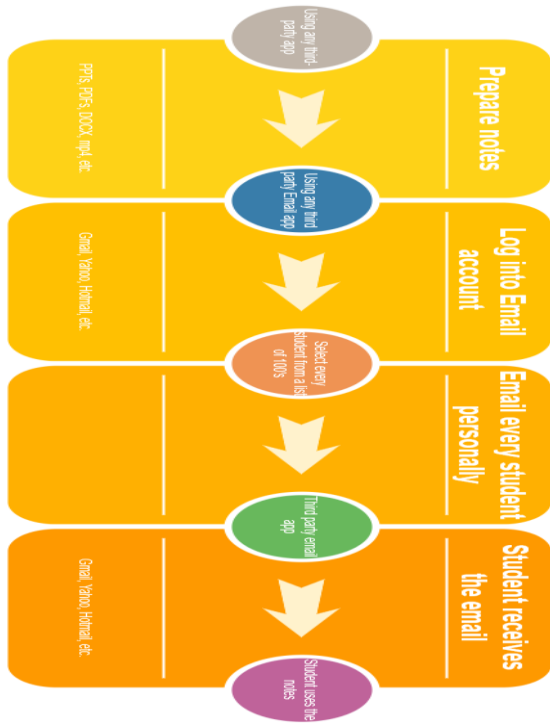
B. Objective of the project

Development of an online repository that can be used by the faculty as well as the students. The faculty must also get a 'views and downloads' analysis of each file he/she uploads. This must be a web-based platform free application.

II. LITERATURE REVIEW

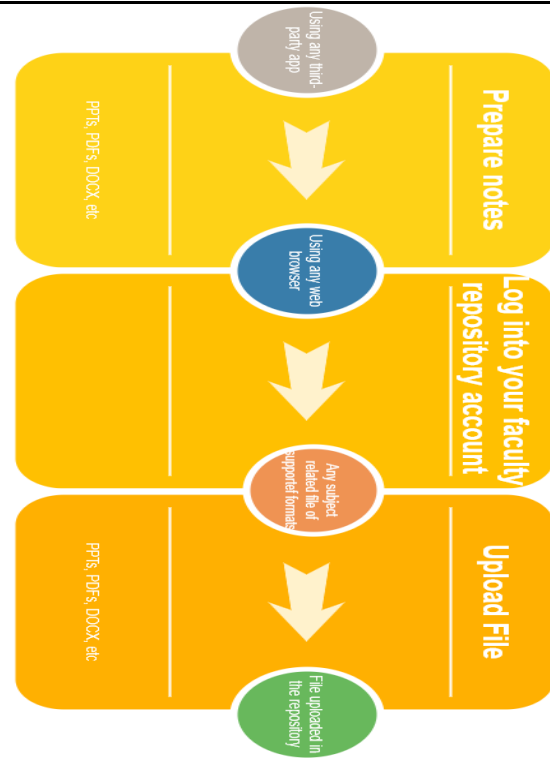
Most of the time the students end up looking for study materials all over the internet and end up losing a lot of time in search to collect various information. It's a tedious job to look at everything present in the website also it

requires manpower to provide the required information. Not to mention, teachers have to make a lot of effort to provide notes to every student. Even after emailing each student personally, teachers are unaware of who all are accessing those files. They also have to use third-party apps or websites to mail to every student.

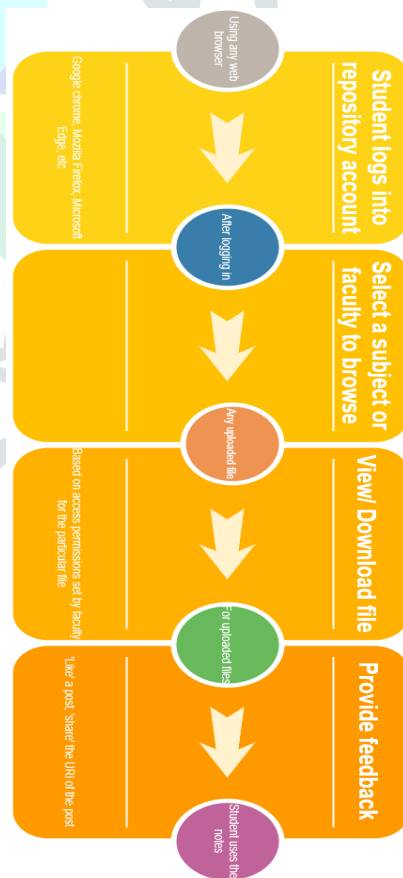


Traditional system for file sharing for students

The whole process can be made user friendly and all the required information can be accessed at one place with the help of the repository. So an online-file repository sets a platform for both teachers and students to upload the notes and video lectures at a particular place and all the students can access it from there. It will help teachers reduce their workload and help students get access to all the notes provided by teachers for the current semester and all the previous semesters.



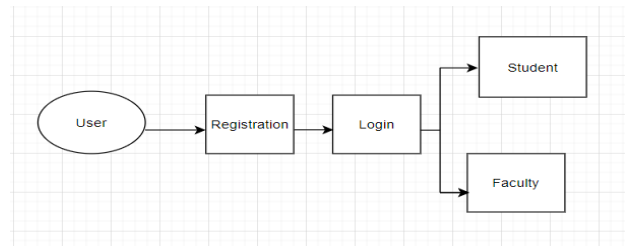
Flowchart for faculty file uploading



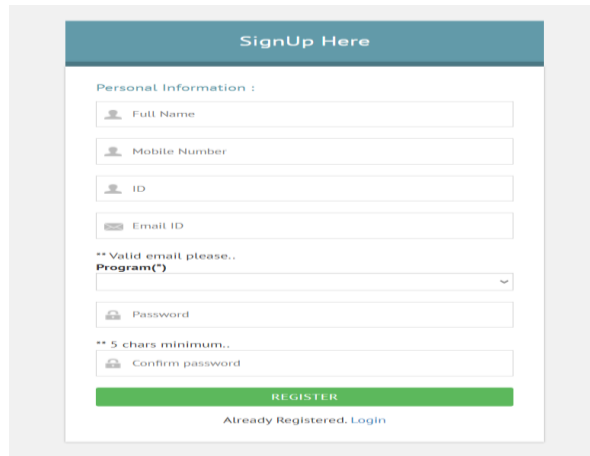
Flowchart for students using the uploaded files

The functionalities of the repository proposed depends on the model used. The simplest of them is simple role-based access that allows users to see certain parts of the website depending on their user level.

III. IMPLEMENTATION

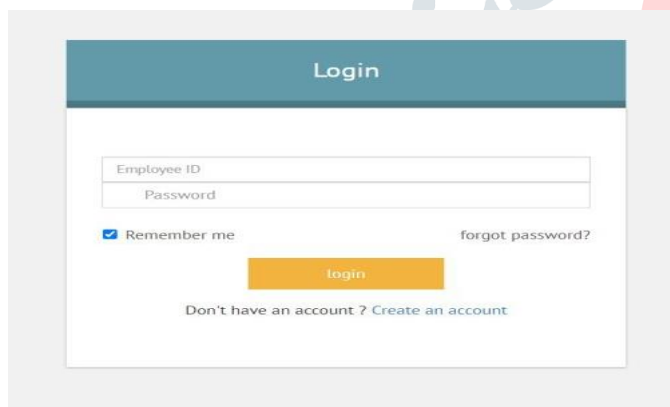


Flowchart for registration and login for user

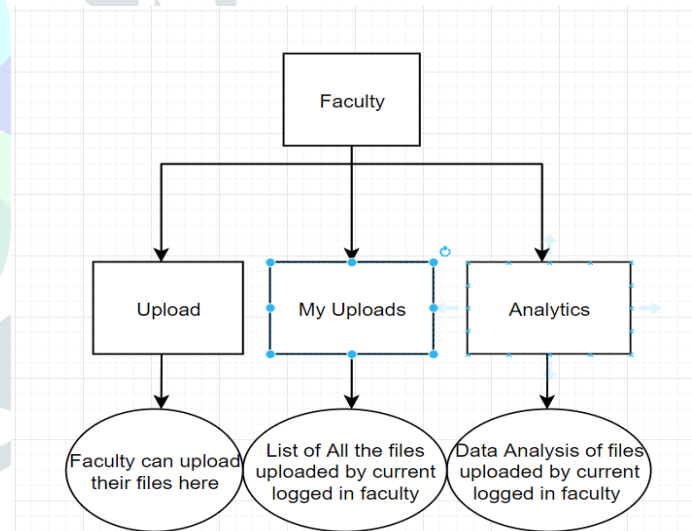


Registration Page

A. Faculty view

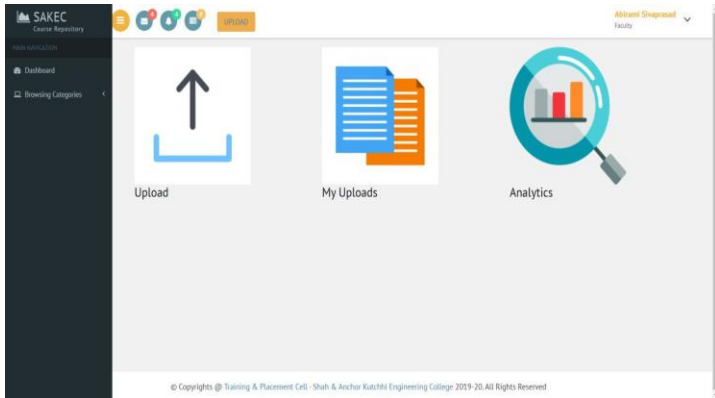


Login Page



Flowchart for faculty view

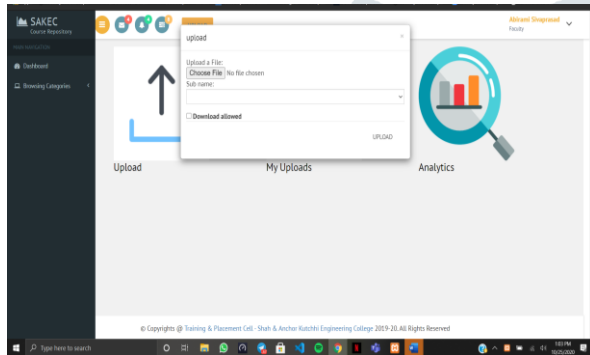
On logging in as a faculty member, he/she has three options on his dashboard.



Faculty Dashboard

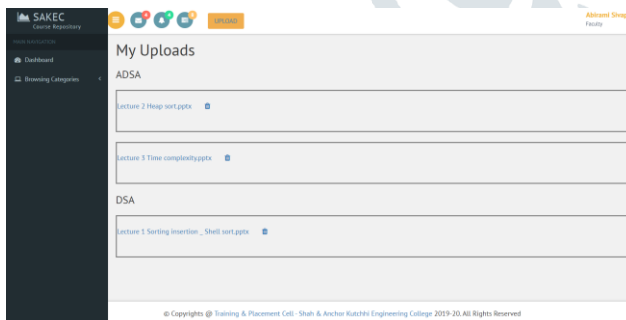
upload a file with this option. A button with the same functionality is also available on the header. On clicking on 'Upload', a dialog box will open that allows you to choose a file from your system. You also need to select the subject the file to be uploaded is of, from the list of subjects given and whether the file will be available for downloading by students.

1. **Upload:** A faculty member can

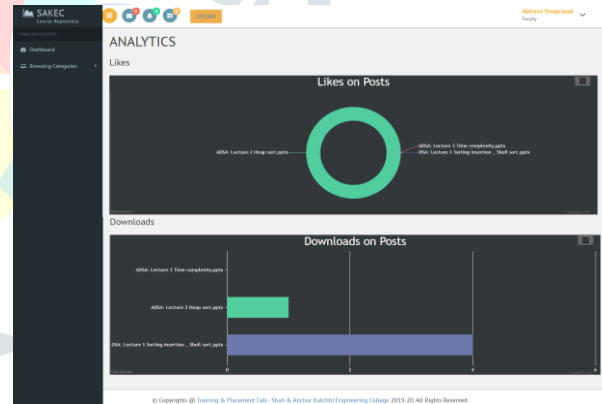


Uploading a file

2. **My Uploads:** On successfully selecting all details, the file is uploaded and can be viewed in the 'My Uploads' section. On clicking on 'My Uploads', a page opens up that lists all the files uploaded by the user, segregated by subject.



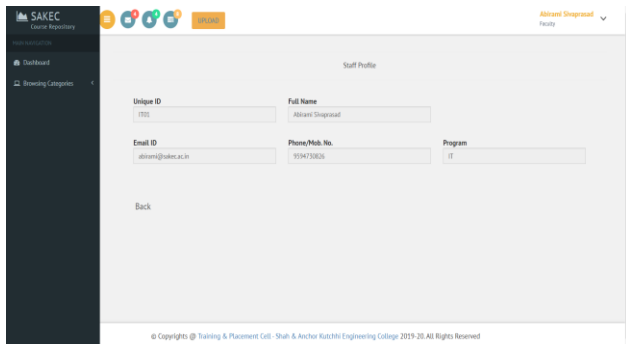
My Uploads



Views and Downloads Analysis

Apart from this, there also exists a faculty profile section where the details of the logged in faculty are mentioned.

3. **Analytics:** Here, the user gets a live analysis of the number of 'likes' and downloads on each file uploaded by him/her.



Faculty Profile

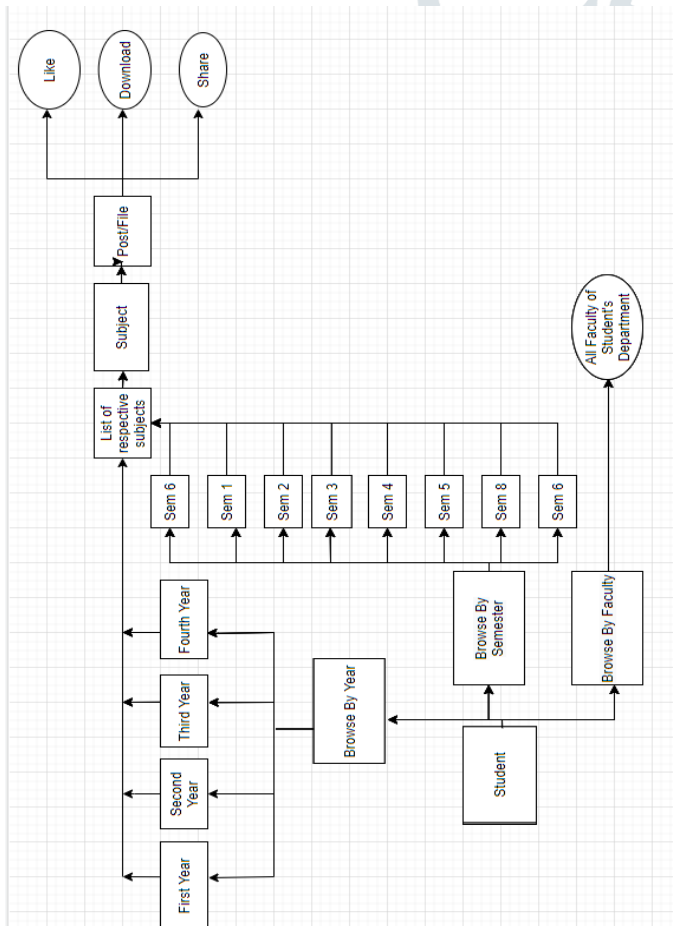


Student Dashboard

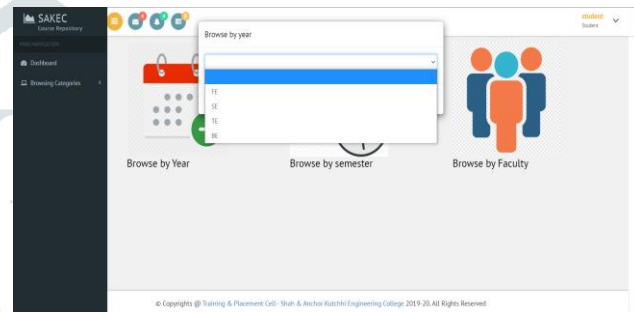
1. Browse by Year:The student has to select one of the options of years to view a list of the subjects. On selecting a year, a page with the respective subjects will open. The student can select one of the subjects to view the files uploaded by faculties of his department.

B. Student View

Flowchart for Student View

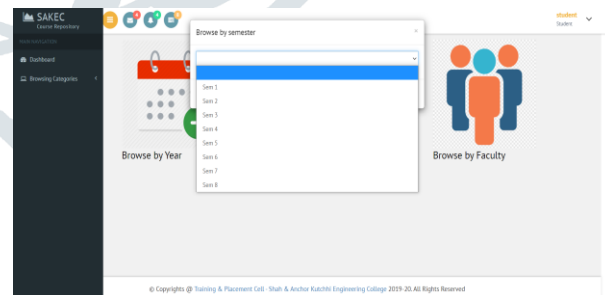


On logging in as a student, he/she has three options on his/her dashboard.



Browse By Year

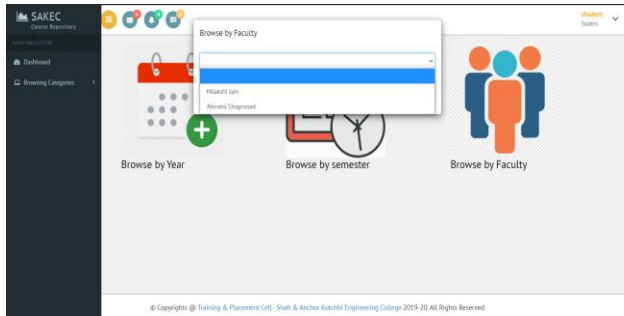
2. Browse by Semester:The student has to select one of the options of semesters to view a list of the subjects. On selecting a year, a page with the respective subjects will open. The student can select one of the subjects to view the files uploaded by faculties of his department.



Browse By Semester

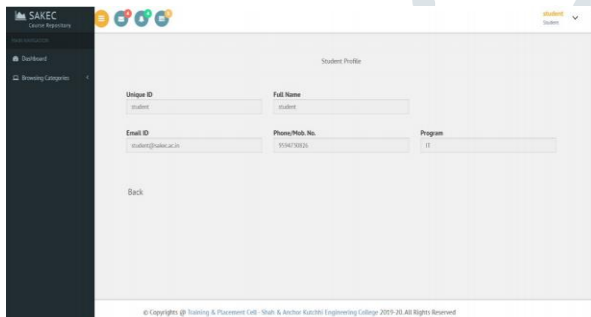
3. Browse by Faculty: The student has to select one of the options of faculty to view a list of the files uploaded by him/her. On selecting a faculty from the drop box, a page will open up with all files uploaded by the respective faculty listed. In all the available options above, each file will have a 'like', 'download' and 'share' option. Like: Gives a 'thumbs-up'/'like' to the post Download: Downloads a copy of the file into your system.

Share: Copies the URL of the file. This URL can only be accessed by someone who has a valid registered account on the repository.



Browse by Faculty

Apart from this, there also exists a student profile section where the details of the logged in student are mentioned.



Student Profile

IV. CONCLUSION AND FUTURE SCOPE

“To impart high-quality technical education to the students by providing an excellent academic environment, well-equipped laboratories and training through the motivated teachers” is the sole mission of our college. As education is not only limited to syllabus books or college premises, every option that we can get to gain knowledge or information must be utilized. With our repository system willing teachers get to contribute a little extra for their student’s education. The goal of this system is to assist the current education system through a simple and easy to use website. This repository aims at providing a better academic environment for the students by providing academic material to each student, available at their fingertips. The website must be updated with the technologies to keep up the pace of the ever changing syllabus. This

repository will make it easier for the students, as well as faculty members to view, save, download and retrieve their course files, which in turn will increase efficiency. To summarize, this repository will be quite useful for all members of the college.

Although the repository has features many-a-ton, there are few places where it lacks perfection, too.

Any web browser cannot comprehend ‘pptx’ and ‘docx’ extension files. Due to this drawback, read-only permission cannot be given to files uploaded in these formats. Hence, to give read-only permission, the faculties must convert that file to one with a ‘pdf’ extension and then upload the same.

Another place where improvement can be made is the base on which this entire system is situated. Cloud computing is the delivery of on-demand computing services -- from applications to storage and processing power -- typically over the internet and on a pay-as-you-go basis. Cloud computing is becoming the default option for many apps: software vendors are increasingly offering their applications as services over the internet rather than standalone products as they try to switch to a subscription model.[5] This repository is located on a local server, which has many downsides. Migrating the entire system to a cloud based system would be beneficial for everyone using the same.

ACKNOWLEDGEMENTS

No project is ever completed without the guidelines of these experts who have already established milestones on this path before and have become masters of it. So we would like to take this opportunity to thank all those who have helped us in implementing this project.

REFERENCES

- [1] Yuanhui Guan, Weihua Shi, Desheng Wu, —The Design and Development of a School File Management System for Standardized, Institute of Electrical and Electronics Engineers, April 2012.
- [2] Prof.S.K.Mandal, Dr. Tamali Bhattacharyya, —Outcome based pedagogic principles for effective teaching], onlinecourses.nptel.ac.in/noc17_ge07 [5].

[3] Judi Diane F. Miñon, Christine Mae A. Lim, Julie Ann L. Morano, Raymart F. Fajutagana, Bernie S. Fabito. —An Intranet-Based Document Management and Monitoring Systeml, Institute of Electrical and Electronics Engineers, November 2016.

[4]Abirami Sivaprasad, Sneh Gada, Yami Gada, Yash Doshi, Ronak Sonigara-File Repository System For Off-Campus Learning , Shah and Anchor Kutchhi Engineering College, April 2018.

[5]<https://www.zdnet.com/article/what-is-cloud-computing-everything-you-need-to-know-about-the-cloud/>

