

# A Review On State Estimation In Power Distribution And Planning Of Monitoring Energy Meter

<sup>1</sup>Prof.Nityanand Shirbhate, <sup>2</sup>Dr.Amol Kumbhare,

<sup>1</sup>Research Scholar, <sup>2</sup>Associate Professor,

<sup>1,2</sup>Department of Electronics and Communication Engineering,

<sup>1,2</sup> Dr.A.P.J.Abdul Kalam UniversityIndore(M.P),

*Abstract* : To analyze as well as create the brand new methodologies for distribution system state estimation and deal with the crucial problems for the suitability of its to useful implementation. This segment the state estimation results on the 95-bus UKGDS test system model. The WLS estimation technique will be applied in light of its consistency with DSSE issue and the relative errors in the voltages and angles were seen in 100 Monte Carlo reenactments. Limits will be determined for the relative errors in voltages and angles to survey the presentation of the estimator under shifting degrees of blunder in the measurements. In light of the errors in genuine and pseudo measurements the accompanying cases will be copied. The fundamental objective of meter placement in distribution systems will become enhancing the gauge load data with continuous measurements to such an extent that the SE with these measurements will fulfill the presentation prerequisites.

*IndexTerms* - Distribution system state estimation (DSSE); optimal meter placement; state estimation (SE); weighted list square (WLS); pseudo measurements; distribution system

## I. INTRODUCTION

### 1.1 Overview

Distribution networks face incredible difficulties with the adjustments in current and future distribution networks, for example, the incorporation of progressively efficient power energy, establishment of increasingly controllable power electronic gadgets, separated power quality prerequisites from various clients and expanded dynamic commitment from client sides. To give steady and greener power and meet the necessities from different partners, the system ought to appropriately design and use the accessible system assets to meet the imperatives, improve nature of services and decrease the working cost. Appropriate planning/operation procedures empower the cost-successful running of the system and improved client involvement with utilizing power or taking an interest in arrange operation/the executives. Distribution planning and operation issues, (for example, the combination of increasingly sustainable power source, the usage of adaptability assets and client commitment for different purposes, and so forth.) can be handled with fitting meaning of enhancement issues and the utilization of appropriately custom-made streamlining techniques.

### 1.2 Distribution Power System

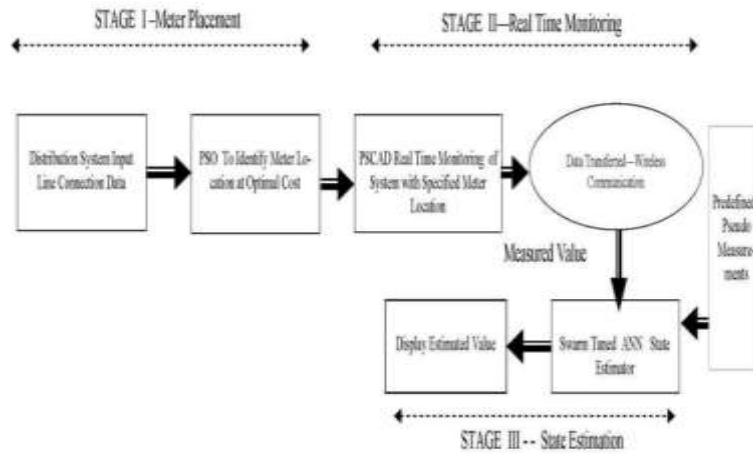
Distribution systems are the connection between the transmission system and the end-clients. While power goes in transmission lines at a high voltage, end-clients expend power at a low voltage. It is the job of the distribution system to carry power to the shopper at a sheltered voltage. Today, the vast majority of the power expended is delivered by power plants. At the age station, the voltage is expanded by step-up transformers and the electrical energy is extended long separations by transmission lines. A high voltage is utilized so as to limit energy misfortunes. Transmission lines feed sub-transmission networks, where the voltage is dropped by a stage down transformer. A sub-transmission arrange serves a few nearby distribution substations, found near focuses of interest. The distribution substation speaks to the start of a distribution system; the voltage is brought down by the substation transformer, to which essential feeders are associated.

### 1.3 Distribution System State Estimation Methods

There are two types of distribution system state estimation methods:

- Probabilistic Approach for Distribution State Estimation
- Branch Current Based Three-Phase State Estimation (BCSE) calculation called Particle Swarm Optimization (PSO), is proposed to tackle the improvement issue under various limitations. Paired PSO is applied for managing the meter situation issue.

Figure 1: Stages Involved in Estimating State of Distribution System

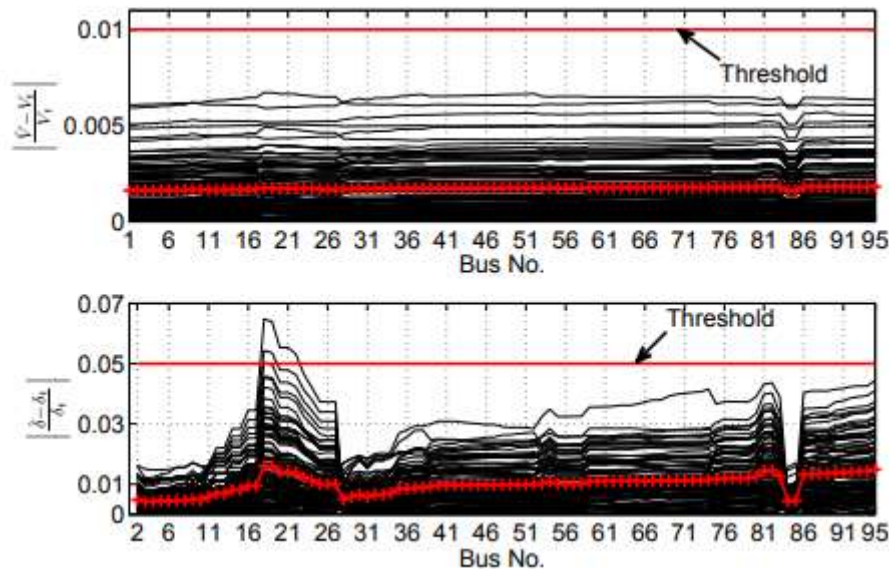


**II. SIMULATION STUDY**

This segment Will portray the state estimation results on the 95-bus UKGDS test system model. The WLS estimation technique will be applied in light of its consistency with DSSE issue and the relative errors in the voltages and angles were seen in 100 Monte Carlo reenactments. Limits will be determined for the relative errors in voltages and angles to survey the presentation of the estimator under shifting degrees of blunder in the measurements. In light of the errors in genuine and pseudo measurements the accompanying cases will be copied.

- Case 1:** Error in genuine measurement 1% and pseudo measurement 20%
- Case 2:** Error in genuine measurement 1% and pseudo measurement half
- Case 3:** Error in genuine measurement 3% and pseudo measurement 20%
- Case 4:** Error in genuine measurement 3% and pseudo measurement half

Figure 2: Relative errors in voltage and angle estimates: with error in true measurements = 1%, error in pseudo measurements = 20%.



Thus, a cost successful procedure for meter arrangement will be assess by the accompanying variables:

- Location of meters
- Type of measurements
- Number of measurements

**III. PROBLEM FORMULATION**

The problem of meter position will be to distinguish the powerful areas and the quantity of genuine measurements, with the goal that the accompanying probability records identifying with the relative errors of the voltage and edge gauges all through the system will be improved and relative errors will be brought beneath their predetermined limits.

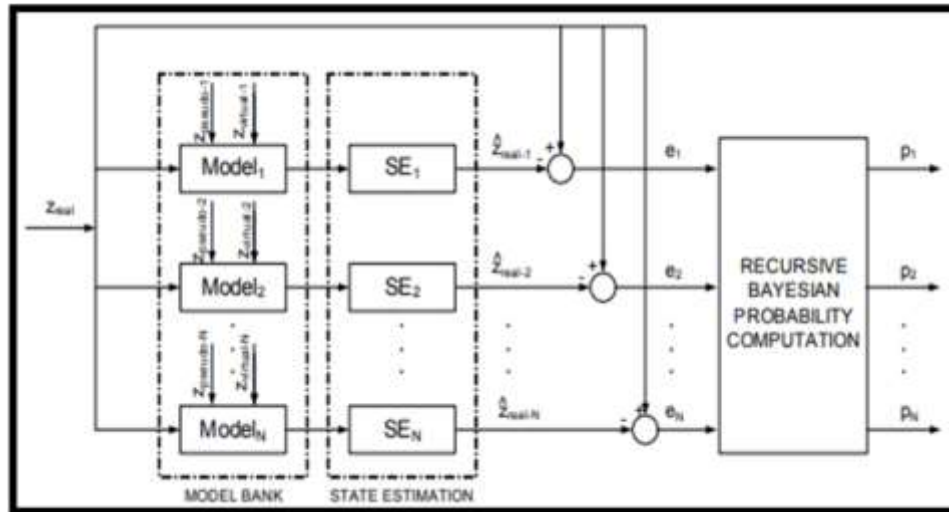
$$P_i = \Pr\left\{ \left| \frac{\hat{V}^i - V_t^i}{V_t^i} \right| \leq \epsilon_1, \left| \frac{\hat{\delta}^i - \delta_t^i}{\delta_t^i} \right| \leq \epsilon_2 \right\}$$

for  $i = 2, \dots,$   
 $V_t^i, \delta_t^i$  = True value of voltage and angle at the  $i^{th}$  bus, respectively

$\hat{v}_i, \hat{\theta}_i$  = Estimated value of voltage and angle at the  $i^{\text{th}}$  bus, respectively.

### 3.1 Proposed Method Of Model Identification

In the proposed scheme various models speaking to different networks designs will be put away as a model bank. The WLS estimators will run in parallel on every one of the models. Each model/estimator will be driven by indistinguishable arrangement of genuine measurements from basic input. Likewise, each model uses its own pseudo and virtual measurement sets which will be set up as per the setup of that model. The yield of every estimator will be contrasted and the regular inputs so as to figure the mistake related with each model. At a given point in time just one model will speak to the right setup and henceforth the restrictive probability that this model will be right (given the errors in yield of the considerable number of models) and will achieve the greatest worth. The conceptualization of the proposed strategy will be exhibited in Figure given. The calculation of the restrictive probabilities for each model from the errors in gauges will be talked immediately.



### 3.2 Se For Active Power Distribution Systems

Fred Schweppe aware state estimation with power systems in 1970's and characterized the state estimators as a data preparing calculation for changing over excess meter readings and other accessible data into a gauge of the state of an electric power system" for real time monitoring. A state estimation calculation which is an outcome from a mix of two fields, load stream and factual estimation hypothesis, fit measurements made on the system to a scientific model will be given to a dependable data base to other monitoring, security evaluation and control capacities. Inputs of the SE will be in measurements, system parameters, and auxiliary (topology) data. At that point state estimator will give the solid estimation of the system states,  $\hat{x}$ , to different EMS applications, for example, possibility examination, optimal power stream and so on. This procedure of state estimator will be the main square which accumulates the all sort of accessible data about system, for example, all measurements, parameter esteems and topology (auxiliary) data and will give the state of the system for different applications.

### 3.3 Meter Placement On Distribution Feeders For Volt/Var Control

This part centers on the meter placement problem on the distribution feeders. Accessible writing about this subject will be explored after which the problem would be planned for Volt/VAR Control (VVC) application. One heuristic methodology for tackling the problem will be proposed in what follows dependent on the broad perceptions in two stages lastly its adequacy has been surveyed by another methodology.

The act of the SE will depend on these aspects:

Real-Time measurements:

- Number of measurements and their location
- Type of the measurements, i.e. voltage, current, and power measurements
- Metering accuracy

Accuracy of load estimation

The fundamental objective of meter placement in distribution systems will become enhancing the gauge load data with continuous measurements to such an extent that the SE with these measurements will fulfill the presentation prerequisites. In this manner, the meter placement problem for VVC will be: Determine the number, spot, and kind of meters that should be set on a given feeder to such an extent that the SE with these measurements can appraise the voltages with wanted precision and cost adequately. Subsequent to building up a lot of rules to put the underlying measurements which are sensibly little and are sufficiently excess to give the ideal degree of precision, various schemes will be custom fitted to decrease the quantity of measurements. The pursuit scheme will be executed to recognize the insignificant arrangement of the meters expected to gauge the hub voltage with 103 an ideal exactness. Additionally this track scheme will be adaptable to consolidate of various metering alternatives and robustness measures.

#### IV. EXPECTED OUTCOME OF THE PROPOSED WORK

To oversee and control the power distribution systems in a productive and a dependable way, actualizing constant monitoring structure will be important to study. The proposed technique will be to discover the area with biggest zone of the  $2\text{-}\sigma$  blunder circle as a potential area for meter placement. The strategy will be consecutive and will stop when the ideal degree of precision in evaluations will be accomplished. The setup will change with unfriendly impact on the operation of the system will be distinguished adequately with the base number of genuine measurements so the ideal activities gave by the DMS would be founded on a practical gauge of the state of the system.

##### 4.1 Objectives Of The Study

- To study optimal planning of monitoring meters and state estimation in power distribution.
- To study State Estimation for Active Power Distribution Systems.
- To examine Measurement placement algorithm.
- To develop and experiment the network configuration in DSSE.
- To experiment the meter placement on distribution feeders for VOLT/VAR control.
- To analyze as well as create the brand new methodologies for distribution system state estimation and deal with the crucial problems for the suitability of its to useful implementation

#### V. CONCLUSION

The current paper proposed a single & three-phase state estimation methodology capable of efficiently estimating the distribution grid operation state using only measurements acquired at the substation by generating pseudo-measurements along the distribution network using artificial neural network. This segment will portray the state estimation results on the 95-bus UKGDS test system model. The WLS estimation technique will be applied in light of its consistency with DSSE issue and the relative errors in the voltages and angles were seen in 100 Monte Carlo reenactments. Also, the proposed procedure to start the state estimation process from the feeder's average loading condition helps to obtain the parcels of power associated with the consumed energy (paid in the energy bill), the commercial loss (consumed energy but not paid) and technical losses. Besides that, the proposed tracking procedure provides the estimates of commercial losses and billed energy for any operating point, which certainly constitutes a novelty in real time operation of distribution electrical networks.

#### REFERENCES

- [1] Huilian Liao, "Review on Distribution Network Optimization under Uncertainty"; <https://doi.org/10.3390/en12173369>, Energies 12(17), 3369, 2019
- [2] Shiwei Xia, "Distributed State Estimation of Multi-Region Power System Based on Consensus Theory", 12, 900; doi:10.3390/en12050900; Published: 8 March 2019
- [3] Thiago Mota Soares, "Full-Observable Three-Phase State Estimation Algorithm Applied to Electric Distribution Grids", 12, 1327; doi:10.3390/en12071327, Energies 2019
- [4] Zhao, Bikash & Singh, Abhinav Kumar & A.P. "Power System Dynamic State Estimation: Motivations, Definitions, Methodologies and Future Work" IEEE Transactions on Power Systems. PP. 10.1109/TPWRS.2019.2894769 (2019).
- [5] J. Watitwa and K. Awodele, "A Review on Active Distribution System State Estimation," Southern African Universities Power Engineering Conference/Robotics and Mechatronics/Pattern Recognition Association of South Africa (SAUPEC/RobMech/PRASA), Bloemfontein, South Africa, pp. 726-731. doi: 10.1109/RoboMech.2019.8704833, 2019
- [6] E. B. Alzate, M. Bueno-López, J. Xie and K. Strunz, "Distribution System State Estimation to Support Coordinated Voltage-Control Strategies by Using Smart Meters," in IEEE Transactions on Power Systems, vol. 34, no. 6, pp. 5198-5207, doi: 10.1109/TPWRS.2019.2902184, Nov. 2019
- [7] W. Soares, J. C. Stacchini de Souza, M. B. Do Coutto Filho and A. A. Augusto, "Distribution System State Estimation with Real-Time Pseudo-Measurements," 2019 IEEE PES Innovative Smart Grid Technologies Conference - Latin America (ISGT Latin America), Gramado, pp. 1-5. doi: 10.1109/ISGT-LA.2019.8895379, Brazil, 2019,
- [8] Wang, G., Giannakis, G.B., Chen, J. et al. Distribution system state estimation: an overview of recent developments. *Frontiers Inf Technol Electronic Eng* 20, 4–17 doi:10.1631/FITEE.1800590 (2019)
- [9] Ramesh Lekshmana, "Meter Placement in Power System Network—A Comprehensive Review, Analysis and Methodology", 7(11), 329; <https://doi.org/10.3390/electronics7110329>, Electronics 2018