



## LEAF DISEASE DETECTION AND REMEDY SUGGESTION USING CNN

K.Nalini <sup>1</sup>, A. Shivaprasad Reddy <sup>2</sup>, B. Manohar <sup>3</sup>, G. Dharani Kumar <sup>4</sup>

<sup>1</sup>Assistant Professor, <sup>1,2,3,4</sup> Dept of Information Technology, Sreenidhi Institute of Science and Technology

[1nalinik@sreenidhi.edu.in](mailto:1nalinik@sreenidhi.edu.in)

[218311A12J2@sreenidhi.edu.in](mailto:218311A12J2@sreenidhi.edu.in)

[318311A12J9@sreenidhi.edu.in](mailto:318311A12J9@sreenidhi.edu.in)

[418311A12L0@sreenidhi.edu.in](mailto:418311A12L0@sreenidhi.edu.in)

**Abstract--** When pests attack plants and crops, it impacts the country's agricultural output. Farmers usually detect and identify illness by looking at the plants with their eyes. This is how it's been done for ages. However, this procedure can be time-consuming, unaffordable, and imprecise. The findings of automatic detection by using image processing techniques are quick and accurate. This project presents a novel strategy to develop a leaf disease detection model based on leaf image classification and deep convolutional networks. Advances in computer vision provide the potential to expand and improve the practice of special plant protection while also expanding the market for computer vision applications in agriculture. The methodology and the novel training technique allow for a quick and effortless system set up in practice. All of the necessary steps for implementing this disease recognition model are detailed throughout the report, beginning with the collection of images to a database and using a deep learning CNN model for training. This presents a method for identifying plant diseases using a convolutional neural network/CNN that has been trained and fine-tuned to fit accurately to a database of a plant's leaves gathered independently for a variety of plant diseases

**Keywords--** Leaf Disease, Deep Learning, Supervised Learning, Mysql

### I. INTRODUCTION

Agriculture is one of the maximum vital professions at the planet. Food is a fundamental want for all residing matters in this earth, for this reason it performs an enormous role. As a result, it has come to be essential to enhance the first-rate of agricultural products. It is important to address those plants successfully from the start. A plant's lifespan has some of stages. Soil preparation, sowing, including manure and fertilizers, irrigation methods, ailment diagnosis, pesticide use, and crop harvesting are all included. Pests consisting of insects, weeds, nematodes, animals, and illnesses are notion to purpose crop output losses of 20-40% in general.

Crop infections, in step with a few estimates, purpose common yield losses of forty-two percentage for the maximum vital meal's plants. Leaf Spot Diseases weaken bushes and shrubs with the aid of using interfering with photosynthesis, the technique via which plant life produce energy. Crop illnesses can occasionally wipe out a whole crop's production. Food is important for our bodies to characteristic properly, but immoderate fertilizer use has harmed now no longer best plant life. Plant disease diagnosis and surveillance are critical for long-term agriculture. It's difficult to keep track of plant diseases by hand. It demands a significant amount of labor, plant disease knowledge, and an excessive amount of processing time. As a result, image processing is employed in the detection of plant diseases. The major purpose of this paper is to treat agricultural fields in a targeted manner and to provide plant-based therapy, in which individual plants are separated and treated according to their needs.

### II. LITERATURE REVIEW

#### II.1 Existing System

Most of the previous techniques Detection and classification technique of diseases in plant leaves using k-means clustering. Color Co-Occurrence method, Naïve Bayesian classifier. In many cases the existing system even follows SVM Classifier using K-means Clustering. Some of the projects even used a genetic algorithm, Arduino, Masking the green pixel and color co-occurrence method. Some papers even referred to FUZZY Classification, Support Vector Machine (SVM), for all these algorithms the accuracy is less and efficiency is not so good. Another existing System is A Deep-Learning-Based Real-

Time Detector for Grape Leaf Diseases Using Improved Convolutional Neural Networks. The Drawback of this system is Small Spots cannot be detected.

## 2.2. Proposed System

In the proposed system, the user needs to capture the picture of the leaf that has to be diagnosed and will have to upload the captured image to the system. The image is analysed and is tested against the numerous image which were used to train the model. Once the image is analysed as the result is displayed on the screen which consists of the name of the disease with which the leaf is suffering from and the remedy to cure it. The Plant Village Dataset is used. In total, there are 54,300 images of 14 different plant species, distributed in 38 distinct classes given as species/disease pair. Classical methods depend on image pre-processing and the extraction of features which are then fed into one of the ML algorithms.

## III. SYSTEM ARCHITECTURE AND IMPLEMENTATION

### 3.1 System Architecture

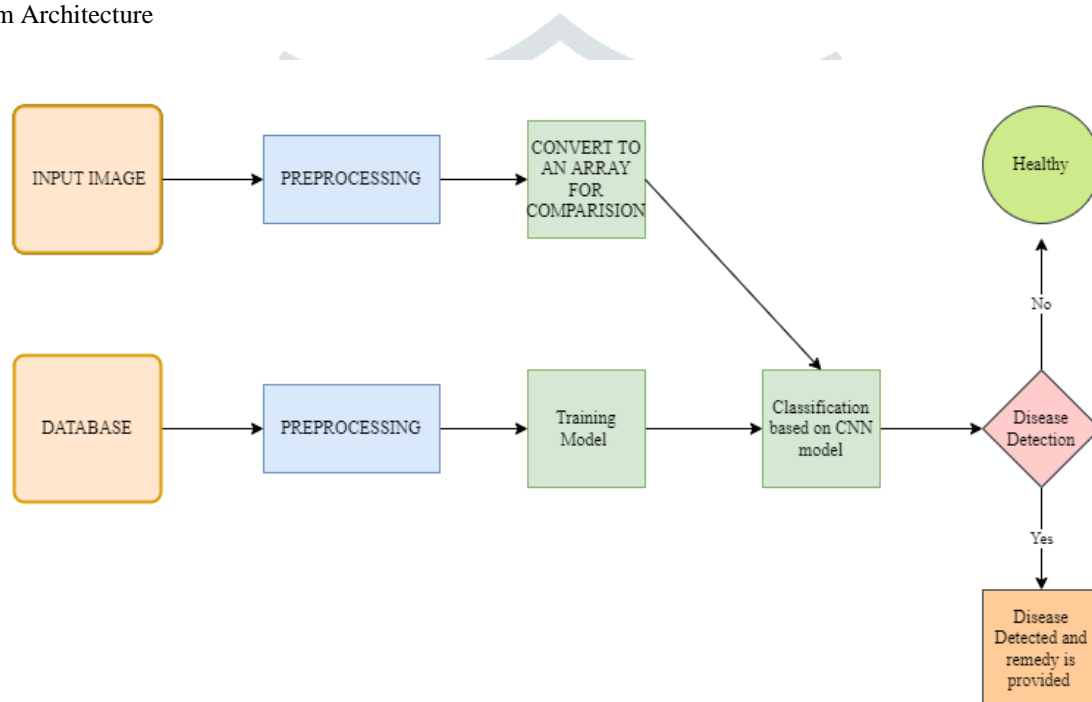


Fig. 3.1 Underlying Architecture of the proposed system.

It assists farmers in identifying illness and increasing crop output. The type of food that people consume has an impact on their health. If food is unhealthy, it will almost likely lead to poor nutrition and the development of a variety of health issues. As a result, healthy plants are required for the CNN-based Leaf Disease Detection and Remedy Recommendation System is a system that uses AI to identify and provide treatments for leaf diseases in the early stages which can prevent crop loss. Because prevention is better than cure, the goal of this initiative is to assist farmers in protecting their farms from insect and disease attacks and eradicating them without disrupting the soil's decorum or undisturbed plant sections. This application is efficient, speedy, and minimizes data loss. It makes it simple to determine what ailment the leaf is afflicted with and how to treat it.

There can be two types of predictions: healthy leaves and Infected leaves along with the remedy.

### 3.2 Implementation

- 1) The dataset we use here is acquired from Kaggle and it goes by "Plant Village Dataset". It has 54,300 images of 14 different plant species.
- 2) Data pre-processing is the most basic and important step in any machine learning project. Data processing consists of certain steps like Data cleaning, Data imputation, Dealing with outliers, Data transformation and Data visualization.
- 3) The next step is to train the model and later the classification is carried out using various algorithms.
- 4) Validation gives us with the information if a customer is going to leave or no.
- 5) It involved giving values which can give either of the two results that are if the disease is detected or not.
- 6) If the output is Yes then name of the disease along with the remedy is displayed.
- 7) If the output is No then the leaf is healthy.

8) We intend to make a web app where attributes can be given and it then it gives us the output which can be helpful for the farmers to determine whether the leaf is healthy or ill and if unhealthy what will be the remedy to cure the illness.

#### IV. OUTPUT:



Fig 4.1 Login Page

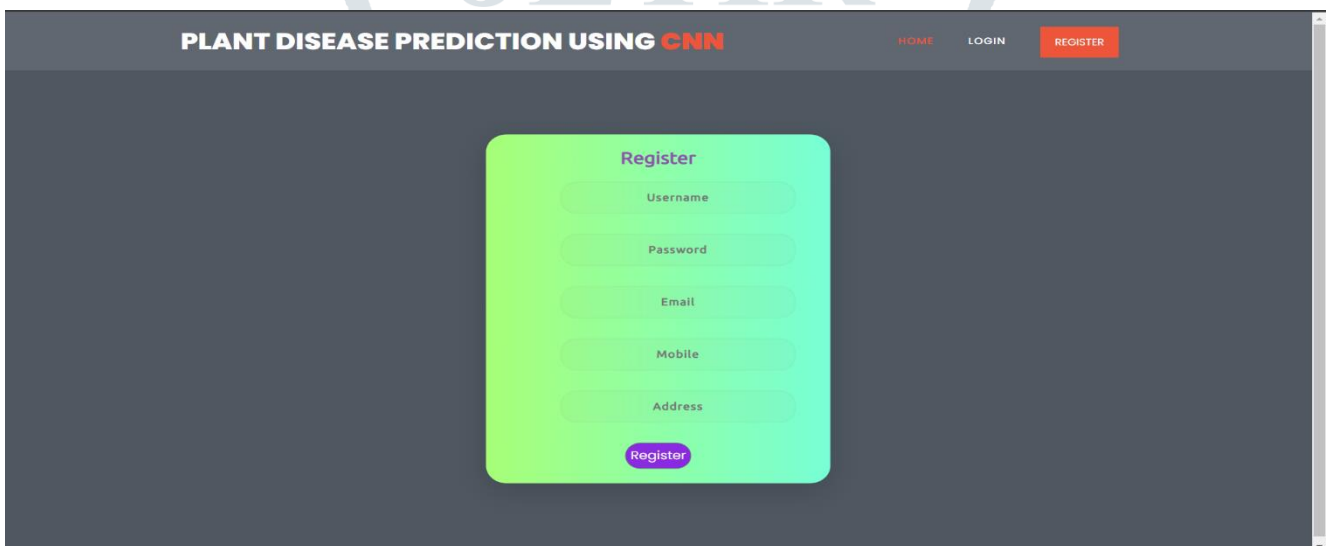


Fig 4.2 Registration Page

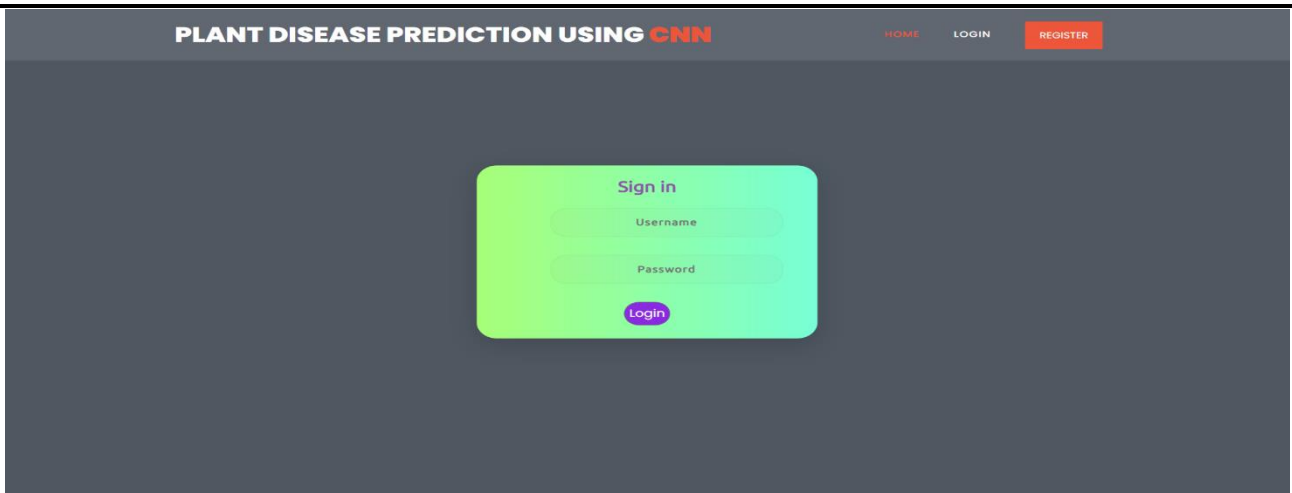


Fig 4.3 Login Page

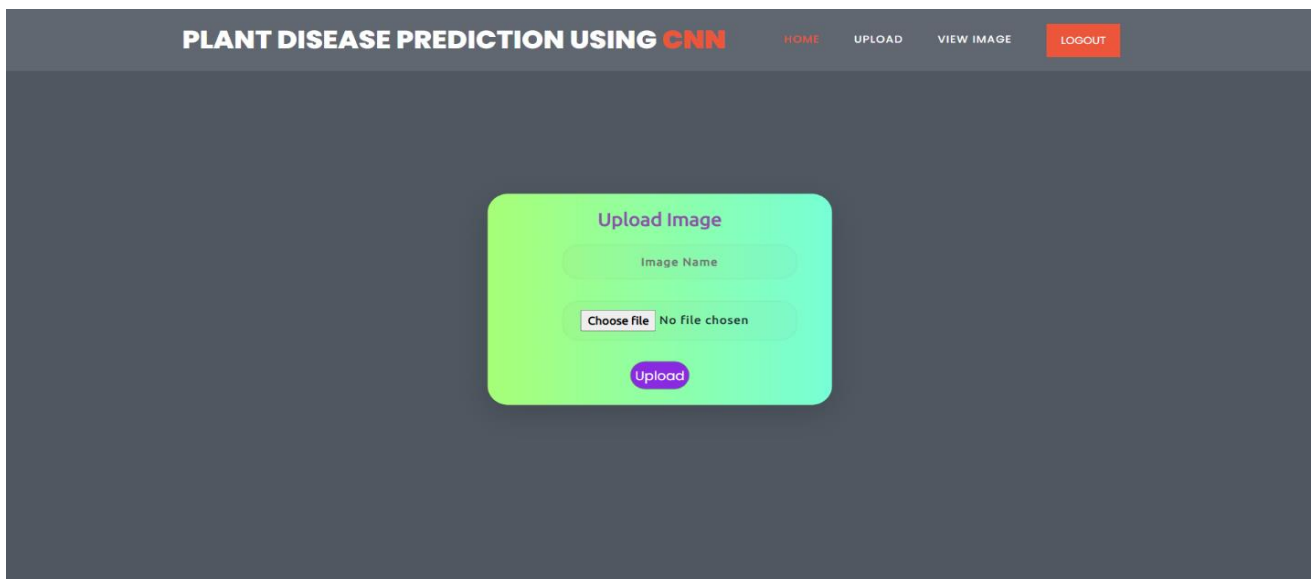


Fig 4.4 Upload Page

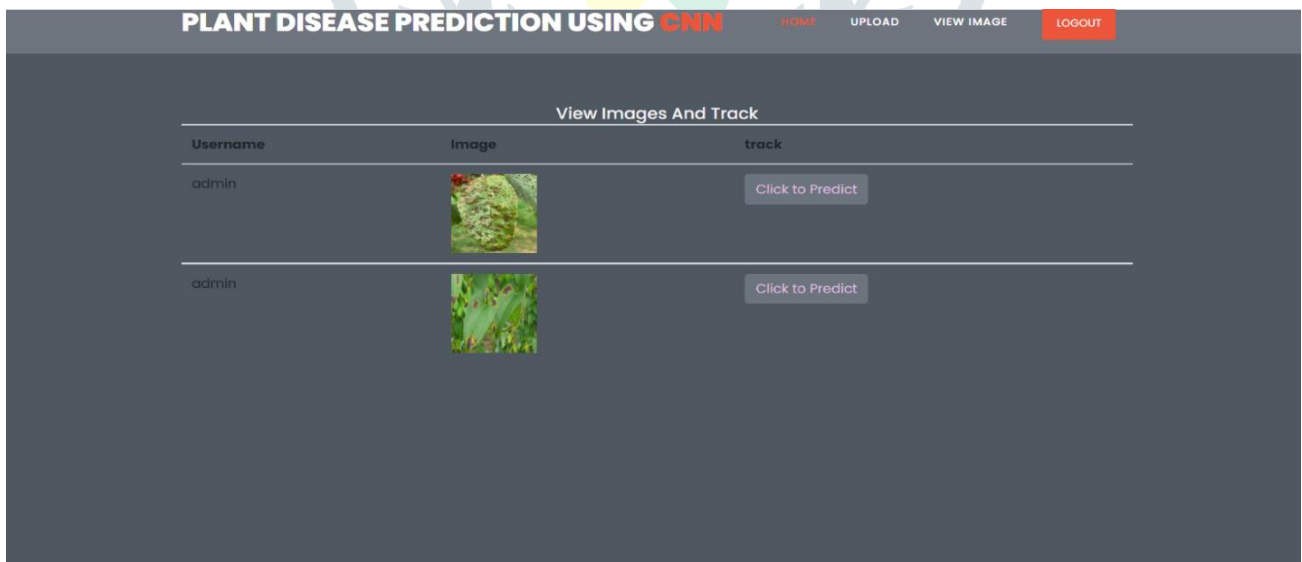


Fig 4.5 Image Tracking Page

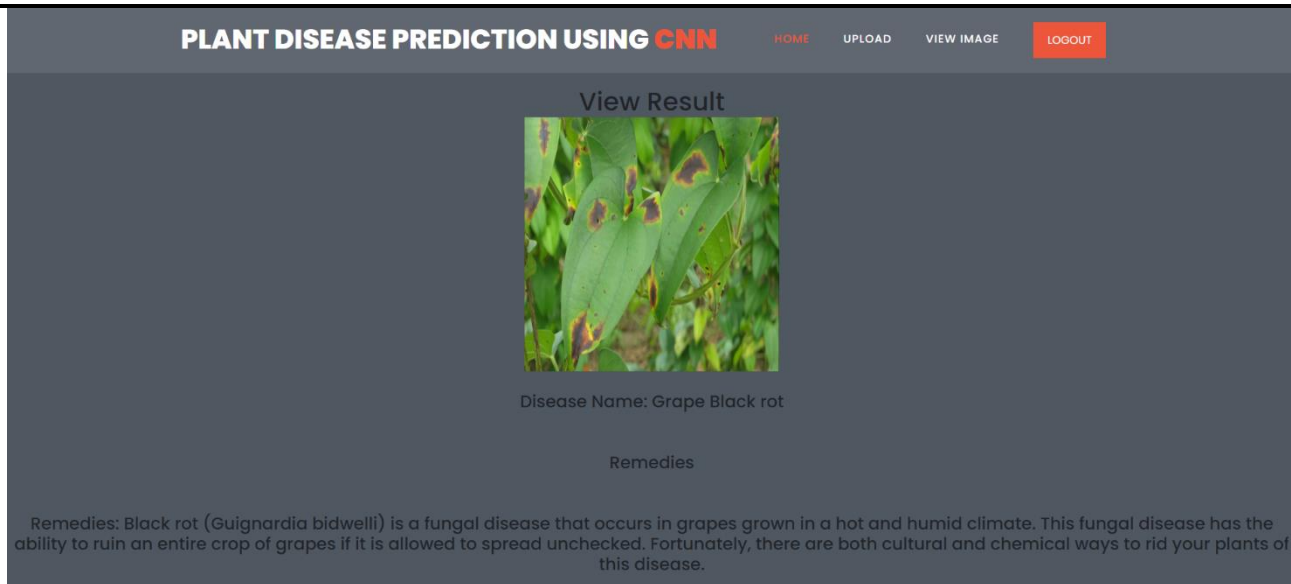


Fig 4.6 Result Page

## V. CONCLUSION AND FUTURE ENHANCEMENT

### 4.1 Conclusion

Convolutional neural network is used to detect and classify plant leaf diseases. Which consists of various layers that are used to make predictions. The complete method was outlined, from the set of images used for training and testing to the preprocessing and enhancement of the image and then the training method for the deep CNN and optimization. The Network was trained using photos obtained in the natural environment and achieved an accuracy of 96.81 percent. This demonstrates CNN's capacity to extract key features from the natural environment that are essential for plant disease categorization. This project is developed for the purpose of helping our farmers. By using the application, the users can get a quick and an accurate diagnosis.

### 4.2 Future Enhancement

In future we can try to improve the method of analyzing the data from a dataset to a web-based application which also uses the camera to capture a live image and analyze the image at an instant. Better result of detection can be obtained with the larger database and advanced feature extraction of color. Similar application can be developed for various other problems such as skin infection detection. Cancer cell Image processing and many more. It can even be deployed as a mobile application which will make much easier for the users

## ACKNOWLEDGMENT

This research was made possible under the guidance, support, and motivation provided by our faculty, who have our esteem to pursue our interests in Image processing. We are thankful to Mrs.K.Nalini, Assistant Professor, Dept of IT, SNIST.

## REFERENCES

- [1] Using Deep Transfer Learning for Image-based Plant Disease Identification (2020): Jande Chen, Jinxiu Chena. Defi Zhanga, Yuandong Sunb, YA. Nanchkarans sing Deep Transfer Learning for Image-based Plant Disease Identification (2020):
- [2] Machine Learning for Plant Leaf Disease Detection and Classification (2019)
- [3] A Deep-Learning-Based Real-Time Detector for Grape Leaf Diseases Using Improved. Convolutional Neural Networks (2020): Xiaoyue Xie, Yuan Ma. Bin Liu, Jinrong He, Shuqin Liand Hongyan Wang developed
- [4] Deep Learning for Image-Based Cassava Disease Detection (2017): Kelsee Baranowski, Peter McCloskey, David P. Hughes
- [5] P. Tm, A. Pranathi, K. SaiAshritha, N. B. Chittaragi, and S. G. Koolagudi, "Tomato Leaf Disease Detection Using Convolutional Neural Networks," 2018 Eleventh International Conference on Contemporary Computing (IC3), Noida, 2018
- [6] P. K. Kosamkar, V. Y. Kulkarni, K. Mantri, S. Rudrawar, S. Salmpuria, and N. Gadekar, "Leaf Disease Detection and Recommendation of Pesticides Using Convolution Neural Network," 2018 Fourth International Conference on Computing Communication Control and Automation (ICCUBEA), Pune, India, 2018