



Application of N-LIST E-resources in the Degree College libraries of Assam with special reference to Golaghat and Jorhat District

Gayatree Boruah

Librarian

Furkating College

E-mail Id: gayatreefc@gmail.com

Introduction

The libraries are considered as the heart of the institutions of Higher Education. It is expected that every library must provide best possible services to their users with minimum cost and effort. Technology has made a significant change in our every walk of life. In recent times, application of ICT has brought great changes in functioning of college libraries. It has impact upon in higher education sectors too; especially the academic libraries of the higher educational institutions. The impact of new trends and techniques in informatics have elevated the modern day library to a very high position. Due to this technological development the traditional concept of the libraries are shifted to the electronic environment. In this ICT age, e-resources are very much essential for the college library. In 2010, National Library and Information Services Infrastructure for Scholarly Content N-LIST jointly executed by UGC-INFONET Digital Library Consortium, INFLIBNET Centre and INDEST-AICTE Consortium, IIT Delhi were launched. The N-LIST project provides access to E-Resources to students, researchers and faculty from colleges and other beneficiary institutions. As on November 23rd 2021, a total number of 3476 colleges have registered themselves with the N-LIST programme including 3234 Govt./Govt.-aided colleges covered under the section 12 B/2F of UGC Act as well as 242 Non-Aid colleges. In Assam 211 numbers of colleges have registered. All e-resources subscribed for colleges under the N-LIST project are now accessible through the N-LIST website (<https://nlist.inflibnet.ac.in>).

Objectives of the study

The major objectives of this study are:

To find out the present status of use of N-LIST in college libraries of Golaghat and Jorhat District.

To find out the problems and prospects of N-LIST application of Golaghat and Jorhat District college libraries of Assam.

3. Scope and Limitations of the study:

The research paper would highlight the Use of N-LIST E-resources in the College libraries of Golaghat and Jorhat District under Dibrugarh University. Ten colleges are selected in this study; namely Golaghat Commerce College, Furkating College, Debraj Roy College, Dergaon Kamal Dowerah College, JDSG College, Jorhat College, Bahona College, CKB College, Kakojan College and Borholla College. The scope of the study extends to cover the regular students on the college campuses.

Methodology

For the data collection questionnaire-based survey method was used. For this purpose a total of 200 questionnaires among students and faculty members and interaction with library staffs of college libraries of Golaghat and Jorhat District. Out of 200 questionnaires, 190 duly filled questionnaires were collected and data was analyzed, tabulated and presented in this paper.

Data Analysis and Interpretation

The data collected by different methods were analyzed and interpreted and presented in the following tabular forms.

Table 1: Questionnaires Distribution and Responses Received (190)

Golaghat District							Jorhat District					
Sl. No.	Questionnaire	GCC	FC	DR C	DKD C	JDS GC	JC	BC	CKBC	KC	BC	Total
1.	Distributed	20	20	20	20	20	20	20	20	20	20	200
2.	Not Received	1	1	2	0	1	0	2	0	1	2	10
Total Received		19	19	18	20	19	20	18	20	19	18	190

(G.C.C.) Golaghat Commerce College, (F.K.G.)Furkating College, (D.R.)Debraj Roy College, (D.K.D.)Dergaon Kamal Dowerah College, (J.D.S.G.)Jogananda Deva Satradhikar Goswami College,(J.C)Jorhat College, (B.C)Bahona College, (C.K.B.C.)CKB College, (K.C) Kakojan College and(B.C.) Borholla College

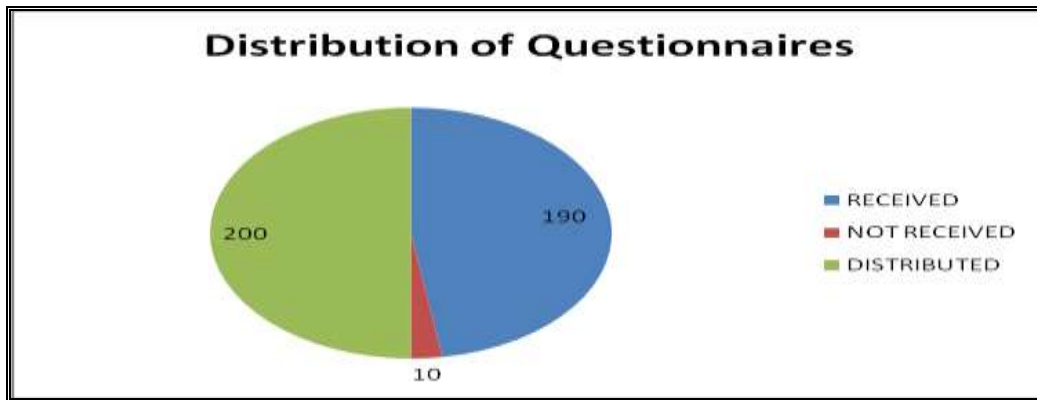


Figure 1: Distribution of questionnaires to Colleges of Golaghat and Jorhat District

Table 1 show that a total of 200 questionnaires were distributed to the respondents. Out of 190 filled questionnaires were received. The overall response is 95% and 10 questionnaires were not received. So, only 190 questionnaires are selected for the study.

Table 2 :Basic Information about the colleges of Golaghat and Jorhat District

Golaghat District				Jorhat District		
Sl no.	Name of the College	Year of Estd.	Stream	Name of the College	Year of Estd.	Stream
1.	G.C. College	1972	Commerce, Arts	J .College	1962	Science, Arts, Commerce
2.	F.K.G. College	1981	Science, Arts	B. College	1966	Science, Arts
3.	D.R. College	1949	Science, Arts	C.K.B.College College	1959	
4.	D.K.D. College	1962	Science, Arts, Commerce	K.College	1967	Science, Arts
5.	J.D.S.G. College	1964	Commerce, Arts	B.College	1990	Arts

Table 3: Details of N-LIST member libraries of Golaghat and Jorhat District

Golaghat District						Jorhat District		
Sl. no.	Name of the College	N-LIST Member	Year of no. Members hip	Users of N-LIST	Name of the College	N-LIST Member	Year of no. Members hip	Users of N-LIST
1.	G.C. College	Yes	06/06/2019	Teachers/Students/ Lib. staff	J. College	Yes	07/10/2011	Teachers/Students/ Lib. staff
2.	F.K.G. College	Yes	11/08/2011	Teachers/Students/ Lib. staff	B. College	Yes	16/05/2020	Teachers/Students/ Lib. staff
3.	D.R. College	Yes	30/07/2013	Teachers/Students/ Lib. staff	C.K.B.C om.College	Yes	02/05/2014	Teachers/Students/ Lib. staff
4.	D.K.D. College	Yes	04/04/2011	Teachers/Students/ Lib. staff	K.College	Yes	24/07/2015	Teachers/Students/ Lib. staff
5.	J.D.S.G. College	Yes	07/04/2010	Teachers/Students/ Lib. staff	B.College	Yes	29/11/2019	Teachers/Students/ Lib. staff

From the table, it is observed that most of the colleges have interested in N-LIST access. Jogananda Deva Satradhikar Goswami College library was the first to provide N-LIST services in the Golaghat District. On the other hand Jorhat College library was the first to provide the services in the Jorhat District. N-LIST has been providing great opportunity to users of colleges to access information related to their needs. Most of the college librarians organized orientation programme and takes orientation classes regarding uses of N-LIST.

Table 4: Frequency of Using N-LIST e-resources

Golaghat District							Jorhat District					Total
Sl. No	Category	GCC	FC	DR C	DKD C	JDS GC	JC	BC	CKBC	KC	BC	
1	Daily User	5	4	8	13	15	7	5	8	9	6	80 (42.11 %)
2	Several times in a week	9	7	5	5	4	5	3	5	2	5	50 (26.32 %)
3	Several times in a month	2	3	2	2	0	4	8	2	5	4	32 (16.84 %)
4	Once in a month	1	2	1	0	0	2	1	3	3	0	13 (6.84 %)
5	Irregular	2	3	2	0	0	2	1	2	0	3	15 (7.89 %)

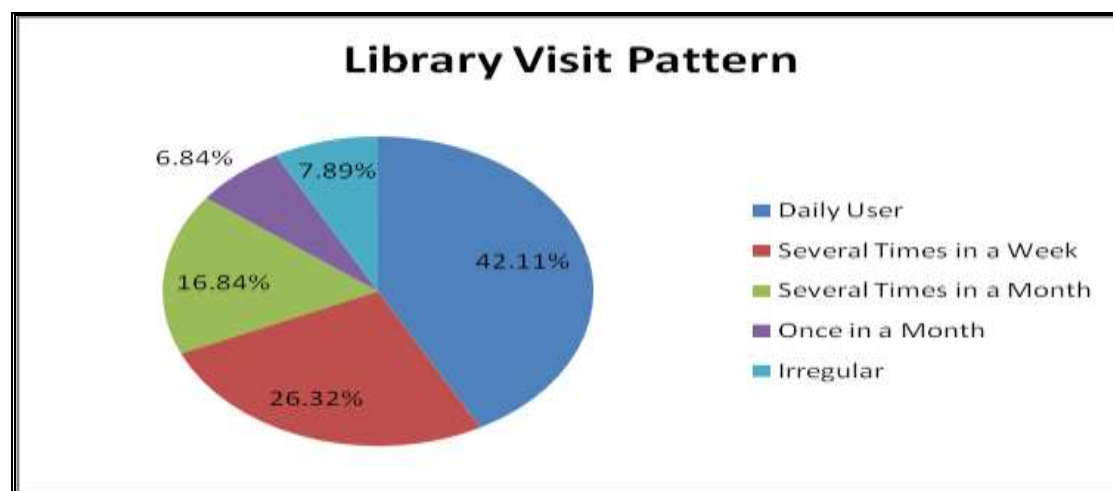


Figure 2: Frequency of Using N-LIST e-resources

Table 3 indicates that out of 190 respondents about 80 respondents (42.11%) access e-resource daily, Which is followed by 15 respondents (7.89%) irregular to access e-resource. 50 respondents (26.32%) who access e-resource Several times in a week, 32 respondents (16.84%) access e-resource several times in months and 13 respondents (6.84%) access once in a month of College library users in Golaghat and Jorhat District.

Table 5: Purpose of accessing e-resources

Golaghat District							Jorhat District					Total
Sl. No.	Purpose	G C C	FC	DR C	DKD C	JDS GC	JC	BC	CKBC	KC	BC	
1	To keep up-to-date on subject trends	5	4	7	9	8	7	6	8	8	5	67(35.26%)
2	For preparing Seminar/Project/Research purpose	9	10	8	7	8	11	5	8	6	8	80(42.10%)
3	To find relevant information	3	5	3	7	5	6	5	4	2	3	43(22.63%)

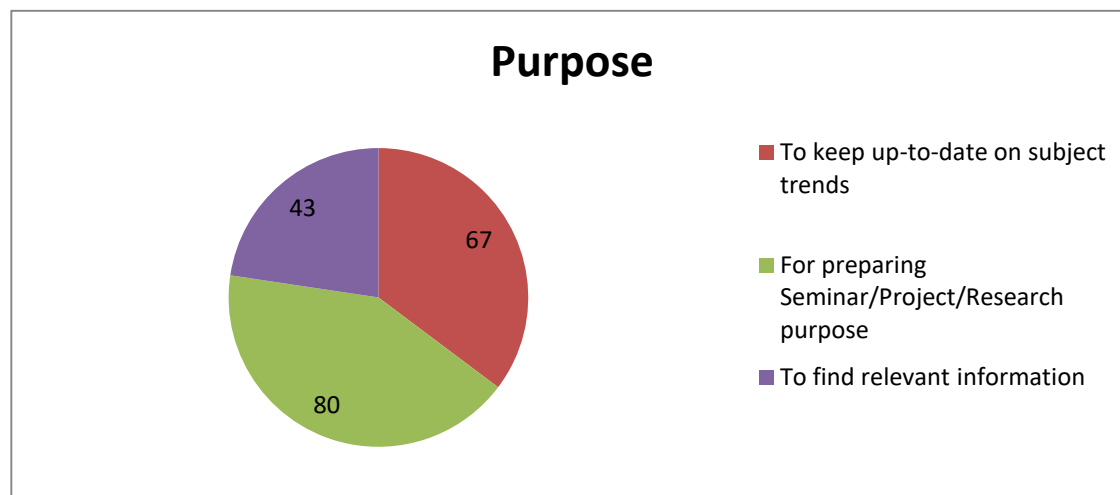


Figure 3: Purpose of accessing e-resources

From the table 5, it is clear that 67(35.26%) users use e-resources to keep them up to date on subject trends, 80(42.10%) of respondents use for preparing seminar/projects/research purpose,43(22.63%)use e-resources to find relevant information.

Findings:

After a critical analysis following findings were found during the study:

All the surveyed college libraries printed books, journals, magazines, newspaper, e-books and e-journals are available in their libraries.

Out of 190 respondents about 80 respondents (42.11%) access e-resource daily, Which is followed by 15 respondents (7.89%) irregular to access e-resource.

Though the most of the librarians and staffs are qualified they are not well trained with the modern technology.

Most of the college libraries provide the services of N-LIST programme to the teachers, selected students and academic staff.

(35.26%) users use e-resources to keep them up to date on subject trends,(42.10%) of respondents use for preparing seminar/projects/research purpose, (22.63%)use e-resources to find relevant information.

Library staffs are very few in numbers in most of the college libraries.

Suggestions:

The infrastructural facilities should be enhanced for more access of N-LIST e-resources.

Training of library staffs should be made for better service to the users.

Conclusion:

N-LIST has given facility to users of colleges to access information related to their requirements. INFLIBNET organizes training programmes regularly for library staff. Assam College Library Association (ACLA) has been conducting workshop, training programmes in collaboration with

INFLIBNET centre in different parts of the State. College libraries should make some user's study time to time to get the feedback from the users and do the needful accordingly for the improvement of the services.

References and Bibliography

Capacity Building in Library and Information Services, Proceeding of 9th Convention PLANNER 2014 organised by INFLIBNET Centre & Dibrugarh University.

College Libraries in Assam Issues and Challenges ,Proceeding of 14th Biennial Conference 2016-2017 organised by ACLA, Assam.

Lahkar, N,(2013). E-Resources Management: challenges Before LIS Professionals. In D. Das, B. Chaudhary & P.Boruah (Eds),Collection Development in IT Environment in the College Libraries of Assam: proceedings of INFLIBNET Centre, Ahmadabad , (pp.165-176),ACLA: Guwahati.
<https://nlist.inflibnet.ac.in> (Access on 10/02/2022)

