



IoT-Water Monitoring And Management In Aquarium

Jerson Niresh G
BE student

Dept. of Mechanical Engineering
Sri Sairam Engineering College
Chennai, India

Kishore kumar S
BE student

Dept. of Mechanical Engineering
Sri Sairam Engineering College
Chennai, India

Prasanna B
BE student

Dept. of Mechanical Engineering
Sri Sairam Engineering College
Chennai, India

Dr K Venkataraman
Associate professor

Dept. of Mechanical Engineering
Sri Sairam Engineering College
Chennai, India

Abstract—This project introduces a cutting-edge approach to maintaining optimal conditions in fish tanks, leveraging IoT technology for automated monitoring and control. Various sensors continuously monitor key parameters like pH, temperature, tds sensor in real time, triggering automatic adjustments for fish well-being. Additionally, a Bluetooth module enables remote monitoring and control, enhancing user convenience and accessibility. The system's user-friendly design ensures suitability for both experienced and novice aquarists, with customizable settings to meet individual needs. Users can adjust parameters and set alerts for deviations from desired levels. Overall, this IoT-based system streamlines aquarium maintenance, minimizing time and effort while ensuring fish health and happiness. It represents an ideal solution for aquarists seeking efficiency, effectiveness, and peace of mind in managing their aquatic environments.

Keywords—IoT, Aquarium, Sensors, Arduino, pH, temperature and TDS

I. INTRODUCTION

Aquariums serve as captivating additions to homes and offices, offering a serene ambiance while housing aquatic life. However, maintaining the ideal conditions within an aquarium to ensure the health and well-being of its inhabitants can pose challenges, particularly for newcomers to the hobby. Traditional methods of monitoring and adjusting water parameters often involve complex manual processes, presenting a barrier to entry for many enthusiasts. Addressing this need for simplified and efficient maintenance, we present an innovative IoT-based fish tank monitoring and control system. This system not only streamlines aquarium maintenance but also serves as a preventive measure against fish diseases and mortality resulting from fluctuations in water quality. Maintaining a stable environment is paramount for the fish, as abrupt changes can compromise their immune systems and overall health.

Central to the system's efficacy is its sustainable approach to maintenance, reducing the reliance on wasteful and time-consuming manual testing and adjustment procedures. By continuously monitoring the aquarium environment, users can proactively address potential water quality issues before they escalate, thus promoting the long-term health and vitality of their aquatic ecosystem. Moreover, the versatility of the IoT-based system extends beyond individual households to encompass various settings such as offices and public aquariums. Its automated monitoring and control capabilities make it an ideal solution for busy individuals seeking to maintain vibrant and thriving aquariums without sacrificing significant time and effort. In this study, we detail the development and testing of the IoT-based fish tank monitoring and control system. The system encompasses sensors for measuring pH, temperature, and TDS values, along with a water pump for automated water changes. Through rigorous testing, we confirm the accuracy and reliability of the sensors and the efficiency of the water pump in maintaining optimal conditions within the aquarium. Furthermore, we demonstrate the seamless integration of the system with a mobile application, enabling users to monitor sensor data and remotely control the water pump for precise adjustments.

Overall, our IoT-based fish tank monitoring and control system represents a significant advancement in aquarium maintenance technology. With its emphasis on automation, convenience, and sustainability, the system offers a holistic solution for ensuring the health and happiness of aquarium inhabitants, thereby enhancing the enjoyment of this beloved hobby.

II. INTERNET OF THINGS

The Internet of Things (IoT) refers to a network of interconnected physical objects or "things" embedded with sensors, software, and internet connectivity. These devices collect and exchange data, enabling them to communicate with each other and humans. IoT allows for remote monitoring, control, and automation of devices, leading to improved efficiency and new possibilities for innovation in various domains.

The Internet of Things (IoT) is a communication model of present-time which connects different objects like microcontrollers, digital transmitters, receivers over the internet for communication purposes and performs various functions. The main aim of IoT is to make the internet famous for easy interlinkage with a large number of devices like home automation, surveillance devices, engine, vehicles, etc. due to the tremendous increase in the IoT, many other platforms also connect with a heterogeneous object over the internet.

Characteristics of IoT system

- IoT Devices are interconnected, enabling communication and data exchange over networks.
- They are equipped with sensors to gather real-time data from the environment.
- The data collected from the sensors are processed and analyzed to derive actionable insights
- They can be remotely controlled to perform actions
- IoT devices are designed to accommodate large number of devices and users

III. METHODOLOGY

The methodology for implementing the IoT aquarium system involves several key processes. Firstly, suitable hardware components including sensors (TDS, pH, temperature), Arduino microcontroller, motors, relays, LCD display, Bluetooth module, and power supply are selected based on project requirements. Following this, the hardware components are connected according to the system architecture. Subsequently, the necessary code is developed using the Arduino IDE to control the Arduino microcontroller, enabling functions such as sensor data reading, motor control, and LCD display. The developed code is then uploaded to the Arduino microcontroller. Additionally, a mobile application is created using MIT App Inventor to facilitate manual control of the system via Bluetooth communication. This methodology ensures a systematic approach to designing, implementing, and deploying the IoT aquarium system to achieve continuous monitoring of sensor values, automated water management, and manual control functionality.


IV. HARDWARE COMPONENT

A. Arduino Uno Micro-Controller

In this project, the Arduino Uno microcontroller served as the central control unit, facilitating the integration of various sensors to measure key water quality parameters. The pH sensor, turbidity sensor, TDS sensor, and water level sensor were seamlessly connected to the Arduino, enabling real-time monitoring of the aquatic environment. Additionally, a water pump was interfaced with the Arduino to enable manual control for changing 10% of the water volume within the fish tank. To provide users with accessible data visualization, an LED display was incorporated to showcase the sensor readings, enhancing the system's usability and effectiveness for maintaining optimal conditions in the aquatic habitat.

B. HC-05 Bluetooth Module

HC-05 is a Bluetooth module which is designed for wireless communication. This module can be used in a master or slave configuration.



C. TDS Sensor

The TDS sensor employed in this project serves as a crucial tool for measuring the total dissolved solids (TDS) within a liquid solution, particularly in the context of assessing water quality. This type of sensor typically operates by measuring the electrical conductivity of the water, which is directly correlated with the concentration of dissolved solids present. As the dissolved solids in the water increase, so does its conductivity. The TDS sensor accurately quantifies this conductivity, providing a reliable indication of the TDS level in the solution. By monitoring TDS levels, the sensor aids in evaluating the overall quality and purity of the water, offering valuable insights into its suitability for various applications, including aquatic habitats. In this project, the TDS sensor's functionality enhances the capacity for comprehensive water quality analysis, enabling informed decisions regarding water treatment and management to maintain optimal conditions for aquatic life.

D. Water Pump

The water pump utilized in this project serves as a vital component for transferring water from one location to another, facilitating essential functions such as water circulation and exchange within the aquatic environment. In this specific project, a small submersible pump was employed to manually change the water volume in the fish tank. pumps are designed to operate underwater, making them ideal for applications where water needs to be moved efficiently and without the risk of electrical hazards. By incorporating this pump into the system, users can easily manage water levels and maintain water quality by periodically replacing a portion of the tank's contents. This functionality contributes to the overall health and well-being of the aquatic habitat by ensuring proper filtration, oxygenation, and removal of waste products, thereby creating a conducive environment for the inhabitants.





E. LED Display

The LED display employed in this project serves as a versatile tool for conveying information through the emission of light. LED displays utilize light-emitting diodes (LEDs) to illuminate specific segments or pixels, enabling the presentation of text, numbers, or symbols in a clear and visually engaging manner. In this project, the LED display was utilized to showcase sensor values, providing users with real-time feedback on key parameters such as pH, TDS, temperature within the aquatic environment. By visually representing this data, the LED display enhances the user's ability to monitor and analyze water quality, facilitating informed decision-making and timely intervention when necessary. Additionally, the LED display's compact size and energy efficiency make it a practical choice for integration into electronic systems, ensuring seamless operation and readability in various environmental conditions.

V. SOFTWARE COMPONENTS

We utilized **MIT App Inventor** to craft a user-friendly application enabling seamless control over a pair of pumps, leveraging the capabilities of a Bluetooth module for seamless connectivity and operation.



In our development process, we employed the Arduino IDE for uploading the code required for seamless communication with the Bluetooth module. This allowed us to integrate the functionality of the pumps with the app created using MIT App Inventor, ensuring a cohesive and efficient system. By utilizing the Arduino IDE, we were able to streamline the process of uploading and managing the necessary code, facilitating smooth interaction between the hardware components and the mobile application.

VI. ALGORITHM OF PROPOSED SOLUTION

1. Initialization:

Initialize the Arduino microcontroller, sensors, LCD display, motors, relays, and Bluetooth module. Set up initial parameters such as desired sensor thresholds and motor control conditions.

2. Continuous Monitoring Loop:

Enter a loop to continuously monitor sensor values.
Read TDS, pH, and temperature values from respective sensors.

Display sensor readings on the LCD display for real-time monitoring.

3. *Sensor Condition Evaluation:*

Compare sensor readings to predefined threshold values.

If sensor values exceed or fall below the desired thresholds:

Trigger actions based on sensor conditions (e.g., initiate water pumping or draining).

4. *Automatic Water Management:*

If sensor conditions trigger water management actions:

Activate the appropriate motor(s) using relays to pump in or drain out water. Monitor sensor values continuously during water management actions. Stop water management actions once sensor values return to acceptable ranges.

5. *Manual Control via Bluetooth:*

Establish Bluetooth communication between the mobile app and the Arduino microcontroller. Receive manual control commands from the mobile app via Bluetooth. Interpret received commands to control motors (e.g., start, stop, adjust speed) as per user input. Display relevant feedback on the mobile app regarding the status of manual control actions.

6. *Error Handling and Safety Measures:*

Implement error handling mechanisms to address unexpected sensor readings or communication issues.

Ensure safety measures are in place to prevent damage to the aquarium or its inhabitants (e.g., overflow protection).

7. *Loop Continuation:*

Repeat the continuous monitoring loop to maintain ongoing monitoring and control of the aquarium environment.

8. *Termination:*

End the algorithm and system operation under predefined conditions (e.g., manual shutdown command).

This algorithm outlines the step-by-step process for continuously monitoring sensor values, automating water management based on sensor conditions, and enabling manual control via Bluetooth in the proposed IoT aquarium system. It ensures efficient and reliable operation while maintaining the health and stability of the aquarium environment.

VII. RESULT AND DISCUSSION

Automated Water Management:

Based on predefined sensor thresholds, the system automatically initiated water pumping or draining actions as needed. When sensor values exceeded or fell below the desired ranges, the appropriate motor(s) were activated using relays to maintain optimal water conditions in the aquarium. This automated process reduced manual intervention and ensured timely adjustments to prevent adverse effects on the aquatic ecosystem.

Manual Control via Bluetooth:

Users could remotely control the system using a mobile app developed with MIT App Inventor and connected via Bluetooth. The app provided intuitive controls for starting, stopping, and adjusting motor operations as per user preferences. Manual control via Bluetooth offered flexibility and convenience, allowing users to fine-tune the system settings and respond promptly to changing conditions.

VIII. CONCLUSION

In conclusion, the IoT-based fish tank project stands as a groundbreaking solution that revolutionizes the management of aquariums by leveraging cutting-edge technology. Through a sophisticated system of sensors and a microcontroller, this project accomplishes the automation of fish tank maintenance, setting a new standard in aquatic hobbyist care. The centerpiece of this

innovation lies in its utilization of pH, TDS ,temperature sensor each meticulously calibrated to ensure precise monitoring of water quality parameters. These sensors work in harmony with an Arduino UNO board, acting as the project's brain, where real-time data from the sensors is processed and used to control a water pump. This intelligent orchestration guarantees that water quality remains in a pristine state, essential for the health and well-being of aquatic inhabitants. What truly sets this project apart is the integration of a Bluetooth module. This technological marvel grants users the extraordinary ability to remotely oversee and adjust the water quality parameters from the convenience of their mobile devices. In summary, the IoT-based fish tank project is a remarkable achievement, not only demonstrating the power of IoT technology but also making the once demanding task of aquarium maintenance effortless. It fosters an environment where fish thrive, and it empowers users with remote control, ushering in a new era of aquarium management.

ACKNOWLEDGMENT

The authors wish to express our indebtedness and sincere thanks to the Head of the department Dr. B. Vijaya Ramnath, Professor, Department of Mechanical Engineering, for his assistance throughout our project

I want to thank my family and friends for showing their great help and support and providing generous love and care throughout life and the entire period to complete the project.

JETIR

IX. REFERENCES:

<https://www.arduino.cc/>
<https://appinventor.mit.edu/>
<https://www.adafruit.com/>
<https://stackoverflow.com/>

