

# A Study on Additive Manufacturing

Karthik N, Nagraj Patil

Faculty of Engineering and Technology, Jain (Deemed-to-be University), Ramnagar District, Karnataka - 562112

Email Id- n.karthik@jainuniversity.ac.in, nagaraj.patil@jainuniversity.ac.in

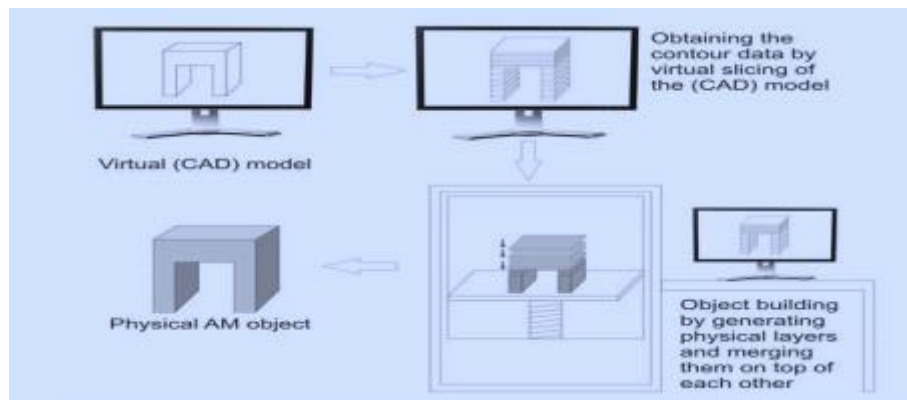
**ABSTRACT:** Particular production processes receive information from with a CAD file that is converted back to a stereo file (STL). Through triangles the drawing made in the CAD software and data sliced for each layer was also printed. Discussion of the associated additive functions and systems has been done in this paper. They are used by the auto market as lightweight materials to reduce weight. Additional production transforms the medical practice and promotes research for architects. In 2004, the Manufacturing Engineers Society listed the different technologies and in 2012 there were at least four other main technologies. Research investigating the quality of additive manufacturing products is discussed. However, a great deal of work and study still has to be carried out before the production industry standardizes additive manufacturing technology as not all widely used industrial products are processed. Precision needs to be improved to eliminate the need to complete the process. Continuous and growing growth from the beginning and positive results up to the current day offer hope that additive manufacturing has an important role to play in production. For manufacturers to succeed in a global economy, creative and custom-tailored goods with high added value must be produced in low volumes. Three-dimensional, also described as additive manufacturing (AM) or quick prototype printing allows the creation of reasonable to massive amounts of personally designed items as well as encourages them. The innovation is simply breathtaking, offering limitless product development options as well as the ability to improve global infrastructure skills.

**KEYWORDS:** Powder Bed Metal Additive Manufacturing, Aerospace Industry, Rapid Manufacturing, Subtractive Manufacturing.

## INTRODUCTION

Additional production is a process of creating three-dimensional structures in which computer-controlled layers of different materials shape. Solid Freedom Manufacturing (SFF) is also known as AM techniques. Since the 1980s, prototypes have been developed using additive and subtractive manufacturing techniques. It refers to a process by which details from computerized 3D plans are used to create a layer segment by amassing materials. This method has traditionally been in the prototyping area where techniques are used to create a solid object with complex freestyles directly from a device without any tooling. For close net shape pieces, AM advancements operate in one layer at any given time using 3D CAD model details. For example, AM produces parts layer by layer using materials accessible in thin powder form, rather than manufacture a workpiece from solid blocks [1].

Several different metals, plastics and composites may be used. A thin layer of the powder material is added to the construction point. The powder is then precisely combined with an effective laser beam at the focuses defined by computer information produced in the segment plan. The stage is then lowered and a second powder layer has been applied. The material is bound by and through to the underlying layer at the predetermined focal points. Throughout previous years, the use of additive manufacturing technologies throughout various companies has significantly expanded [2]. In the aerospace industry, significant focus has recently been paid to the use of laser-based methods for repair parts and additive manufacturing applications. In additive processing, significant cost savings in the production of certain components can be achieved if laser deposition is used to add smaller features to larger components made by conventional processes. The traditional approach to making engine bodies for aircraft, for example, is to forge them about twice the thickness of the final box. Machining is then employed to remove large quantities of material and to leave small details on the surface of the boxing. Alternatively, a near-net engine case and the addition of external features via laser deposition allow considerable cost savings [3]. Fig. 1 shows the flowchart of additive manufacturing.



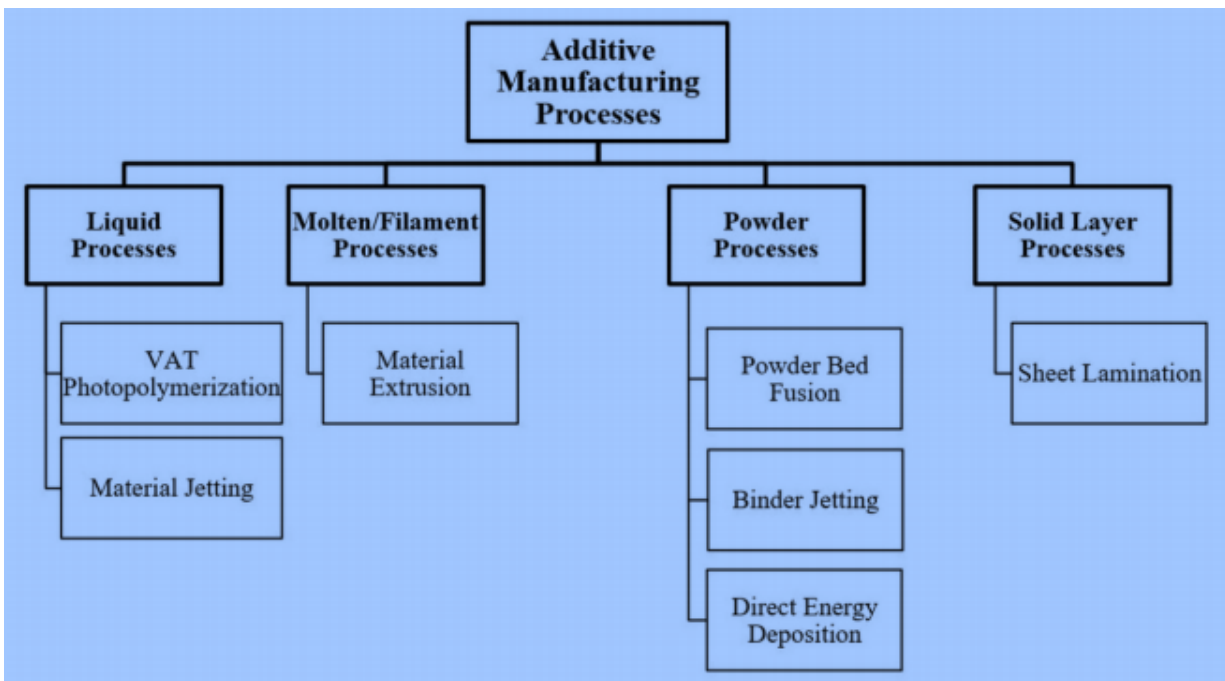
**Fig. 1: Additive Manufacturing Flowchart**

Two key issues for the advancement of laser-based added output were established with the developments mentioned above. Most mechanical uses incorporate the utilization of huge scope measure testimony, yet huge cycles have been set up at little scopes. For instance, a 500 W YAG laser is utilized for the LENS™ measure. Air Met utilizes a 18-kW CO<sub>2</sub> laser, by examination, which produces parts for the avionic business [4]. No basic understanding of how deposition information gained from small systems can be extended to similar large systems currently exists. This is why process engineers will begin almost from scratch with a great deal of experimentation to define their process whenever a new Laser-based manufacturing system is designed on a different scale [5].

The second key problem in laser-based additive processes is the need to consider fundamental changes in process properties such as the size of melt pools with changes in process variables such as laser power and velocity. This awareness is necessary to help to monitor melt pool dimensions in real time. The time needed in particular for a step-change in power and/or speed to achieve the desired change is an understanding of thermal response times. Prove that successful melt pool controls require power reductions before the rise in melt pool size is observed during the approach of the [5] free edge. This is because the amount of time taken for the melt pool to adjust by the reduction in power is equivalent to the time required by the calculation of the free edge when the melt pool sizes increase. These two problems are the initial attempts of the work mentioned in this paper. The research was carried out to produce easily usable process maps that permit the prevention of static, thinly walled and voluminous melting pool size of any realistic combination of variables in the LENSTM process. Regulation of residual stress and the melting pool size is simultaneous. A brief overview of the process map approach to laser freeform production processes is a full overview of the process map approach for the regulation of solid melting pool size in thin-walled and space-rich materials. In recent times, process maps have been built with a view to micro structural prediction of the cooling rate and the thermal gradient on the melt pool boundary [3].

## LIQUID PROCESSES

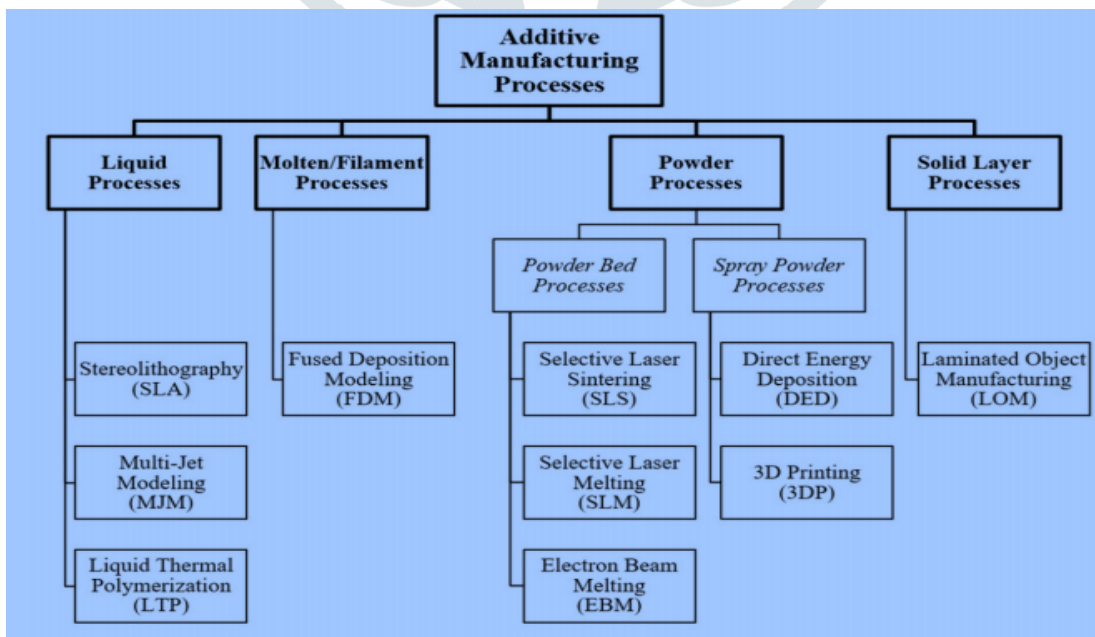
*Stereo lithography:* Stereo lithography (SLA) is an AM technique that selectively exposes a resin vat to ultraviolet (UV) light and converts the liquid photo sensing resin into a solid state [6]. The building platform decreases one by one, once each layer is fully finished. For a given time, the layers are completely exposed to UV light. This was the first AM method to be advertised. Carbon 3D has built up a new improvement in SLA that guarantees persistent treatment from a fluid pool and multiple times the pressing factor pace of different cycles. In addition to the fact that SLA produces polymer parts, however it can likewise assemble ceramic antiquities in a photograph treatable monomer tank with the suspension of earthenware particles. (Flow chart shown in Fig. 2)



**Fig. 2: Bonding AND Adhesion Methods in Additive Manufacturing**

*Multi-Jet Modeling:* Several jets are used for dispensing a curable UV polymer or wax upon request. The UV-light, much like SLA, flashes up to remove the printed polymer from the eyes. Multi-Jet Modeling (MJM) prints parts on a moving stage that decreases the cycle once each layer is recuperated. This strategy is conservative and permits objects to be planned in a brief period. It has a few issues with printed parts quality; the segment strength is moderately poor, the base surface is regularly sewed. MJM is secure and quiet enough to print polymer parts in an office environment [7].

*Liquid Thermal Polymerization:* LTP is a 2-jet framework that structures thermo-sets by fluid feed to the different choke heads and afterward stores little beads on a surface. The substance streamed sets when it revives. Can jet use various materials to manufacture multi-material components or [6] waxed material components. Once every layer is written, a friction head is removed to ensure consistency. The extracted particles are then collected by vacuum. Following sensation, melt or dissolve the wax support material [8]. There is a very restricted material range for this operation. (Flow chart is shown in Fig. 3)



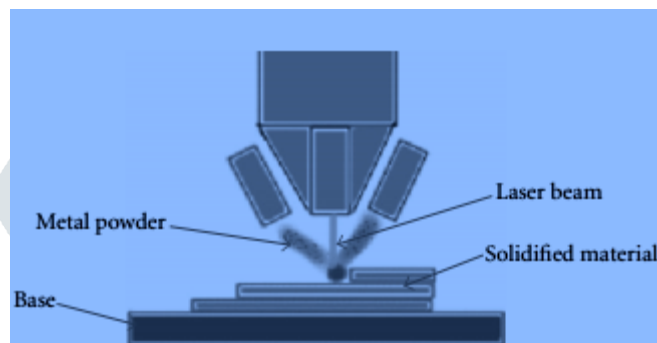
**Fig. 3: Various Additive Manufacturing Processes**

## ELECTRON BEAM MACHINING

Electron Beam Machining (EBM) is an interaction like SLS. This is a generally new activity, however it is developing quick. In this interaction, the powder is liquefying into a high-voltage, typically 30 to 60 KV electron laser stream[9]. The methodology is done in a high vacuum chamber to maintain a strategic distance from oxidation issues as it is intended to make metal parts. The interaction is like SLS other than this. Additionally, a wide scope of metals can be handled by EBM. One of things to come uses of this technique is open air preparing, as everything is completed in a high vacuum chamber[10].

## NET SHAPING LASER ENGINEERED

A part is developed in this added substance producing technique by softening metal powder which is infused into a given area. With the utilization of an incredible laser bar, it gets liquid. At the point when it is cleaned, the substance cements. The procedure is done in an argon environment in a closed chamber.



**Fig. 4: Net Shaping Laser Engineered**

This permits a wide assortment of metals to be utilized and blended like treated steel, nickel-based composites, titanium-6 aluminum-4 vanadium, hardened steel, copper compounds and so on. It is also possible to use alumina. This approach is also used for fixing components that are difficult or more costly to do by other methods. The rest stresses through inconsistent heating and refrigeration systems, which can be important in processes such as turbine blade repair, could be a problem here. Fig. 4 shows how the part is generated in this process [11].

## CONCLUSION

Additive Manufacturing has a specialization in the industry with huge growth potential. The fields of additive manufacturing are increasing so rapidly with the gradual development of the technologies used in additive manufacture. Additive Manufacturing has a specialization in the industry with huge growth potential. The fields of additive manufacturing are increasing so rapidly with the gradual development of the technologies used in additive manufacture. Continuous research work by scientists and pupils gives a fine form to additive technology. Continuous research work by scientists and pupils gives a fine form to additive technology. In this analysis, previously developed process map approaches for application to the LENSTM method under steady-state conditions have now been expanded to predict transient changes in the length and thickness of the melt pool and to forecast the lengths and wall spacing of stable melt pools for processes of several sizes. Up to now, the findings have been restricted to thin wall structures; however, these principles will cover other specific geometries.

For the entire power spectrum of a large-scale method currently under development, the process scaling estimates of wall thicknesses and projections have been well compared with layers measured to date. The expectation of temporary changes in the melt pool size for LENSTM is also consistent with observations of thermal imaging of the transient melt pool size. Nevertheless, error limitations in transient situations may not be equal to those found in stable state models. The results confirm the applicability of a process map approach to understanding transient behavior. The melting of pool size is approximately 0.3 to 1.2 seconds thermal response time for LENSTM. This decreases reaction times for thermal feedback systems in melt pool size.

## REFERENCES

- [1] S. Ford and M. Despeisse, "Additive manufacturing and sustainability: an exploratory study of the advantages and challenges," *J. Clean. Prod.*, 2016.
- [2] S. Mellor, L. Hao, and D. Zhang, "Additive manufacturing: A framework for implementation," in *International Journal of Production Economics*, 2014.
- [3] F. P. W. Melchels, M. A. N. Domingos, T. J. Klein, J. Malda, P. J. Bartolo, and D. W. Huttmacher, "Additive manufacturing of tissues and organs," *Progress in Polymer Science*. 2012.
- [4] H. Bikas, P. Stavropoulos, and G. Chryssolouris, "Additive manufacturing methods and modeling approaches: A critical review," *Int. J. Adv. Manuf. Technol.*, 2016.
- [5] S. M. Thompson, Z. S. Aspin, N. Shamsaei, A. Elwany, and L. Bian, "Additive manufacturing of heat exchangers: A case study on a multi-layered Ti-6Al-4V oscillating heat pipe," *Addit. Manuf.*, 2015.
- [6] N. T. Aboulkhair, N. M. Everitt, I. Ashcroft, and C. Tuck, "Reducing porosity in AlSi10Mg parts processed by selective laser melting," *Addit. Manuf.*, 2014.
- [7] H. Gong, K. Rafi, H. Gu, T. Starr, and B. Stucker, "Analysis of defect generation in Ti-6Al-4V parts made using powder bed fusion additive manufacturing processes," *Addit. Manuf.*, 2014.
- [8] M. Schwentenwein and J. Homa, "Additive manufacturing of dense alumina ceramics," *Int. J. Appl. Ceram. Technol.*, 2015.
- [9] K. Salonitis and S. Al Zarban, "Redesign optimization for manufacturing using additive layer techniques," in *Procedia CIRP*, 2015.
- [10] P. Parandoush and D. Lin, "A review on additive manufacturing of polymer-fiber composites," *Composite Structures*. 2017.
- [11] R. K. Chen, Y. an Jin, J. Wensman, and A. Shih, "Additive manufacturing of custom orthoses and prostheses-A review," *Additive Manufacturing*. 2016.

