

# An Overview of Bioremediation and Its Application in Treatment of Aquaculture Waste

<sup>1</sup>Dimple Bahri, <sup>2</sup>Manu S E

<sup>1,2</sup>Department of Civil Engineering, Faculty of Engineering and Technology Jain (Deemed-to-be University)  
Bengaluru, India

Email: dimple.bahri@jainuniversity.ac.in

**ABSTRACT:** *Large-scale, aquaculture systems waste has major environmental impacts and has the potential to cause complex ecosystem changes. Inorganic nitrogen will be captured from water, and biological enrichment of sediments will be minimized, thanks to the use of both advanced and advanced technologies. For rising in situ nitrogen as well as other nutrient mitigation at sea cage sites, biological strategies such as Advanced Multi-Trophic Aquaculture are gaining popularity. However, more attempts must be made to rehabilitate wastewater and aquatic sediments from water farming. There are some pitfalls of conventional healthcare methods. Developing more effective reactor systems and a comprehensive, integrated waste management solution will encourage more eco-balanced aquaculture practice. This paper provides the application of bioremediation for the treatment of aquaculture waste.*

**KEYWORDS:** *Aquaculture, Bioremediation, Denitrification, Microorganisms, Nitrification.*

## INTRODUCTION

The use of microorganism metabolism to eliminate toxins is known as bioremediation. Bioremediation may happen naturally or be aided by using fertilizers to increase bioavailability inside the medium. Adding matched microbe variants to the medium has also been useful in increasing the ability of the native microbe species to dissolve toxins. Bioremediators are microorganisms that perform the act of bioremediation. Either in situ or ex situ is classified. At the polluted site or on contaminants removed from the original site, bioremediation may be employed. Tilling's may be necessary to ensure that the microorganisms can access nutrients and oxygen in case of contaminated soil, sediments and sludges. Examples of bioremediation technologies include plant remediation, bio-venture, bioleaching, soil agriculture, bioreactor, manure, bio-enhanced, rhizoprocessing and bio-stimulation. Bioremediation is an alternative that allows various pollutants using natural biological action to be destroyed or rendered harmless. As a result, it makes use of low-cost technical approaches that are generally well received by the public and are frequently carried out on-site [1], [2].

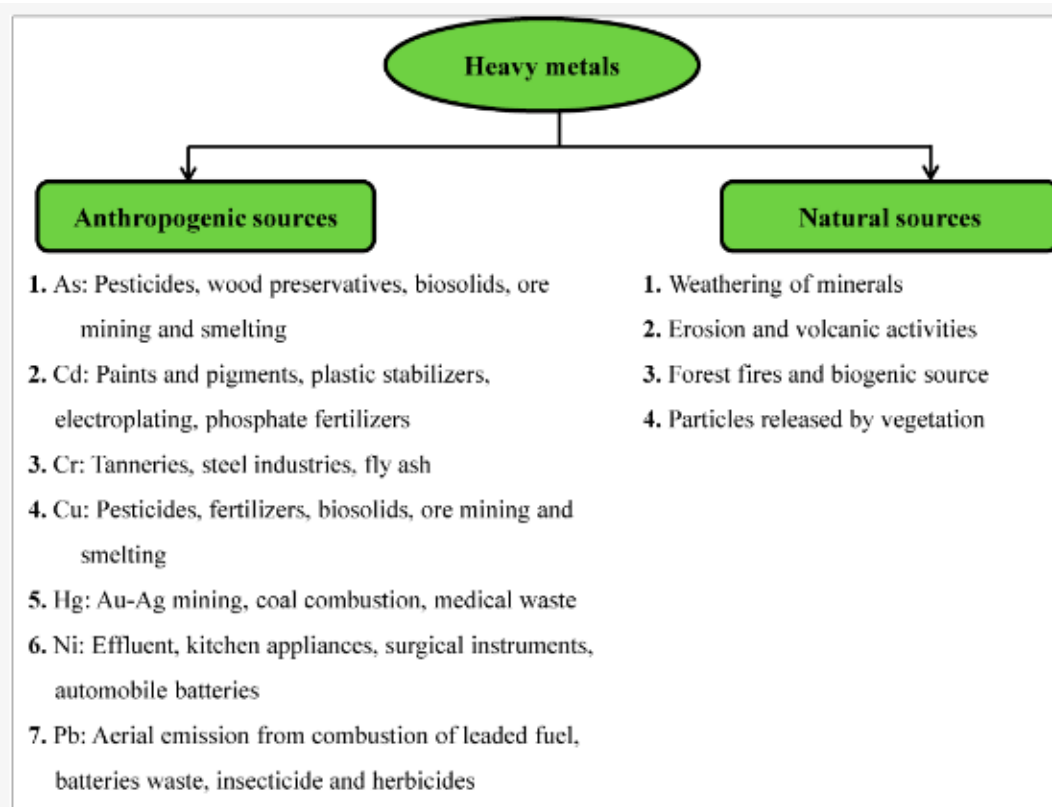
However, it is not always sufficient since the number of pollutants it is successful with is small, the time scales reasonably long, and the amount of residual contaminants that are attainable might not always be appropriate. Although the methodology used is not technically challenging, substantial skill and knowledge will be needed to develop and execute an effective bioremediation program so it is necessary to evaluate the suitability of a site carefully and customize the conditions for a suitable outcome. The traditional remediation method used has been to excavate polluted soil, or to collect it at a site and store it.

There are some disadvantages to the techniques. The first approach merely relocates the contaminants which may pose serious hazards in the excavation, storage, and transportation of dangerous materials. Furthermore, finding new dump sites for the final disposal of the waste is becoming extremely challenging and costly. The cap and contain system is just a temporary remedy since the residue persists on site, necessitating long-term inspection and repair of the separation walls, with all of the resulting costs and possible liability. A simpler way to destroying the toxins, or at least to transform them into harmless compounds, is than these conventional approaches. Other techniques included high-temperature incineration as well as several types of chemical decomposition. They may be very effective in preventing levels of a range of contaminants, but they do have a number of drawbacks, including technological complexity, the cost of small-scale usage, and a lack of adequate support, particularly for incinerating, which may increase toxic chemical exposure for site workers as well as local residents.

## DISCUSSION

### 1. Heavy Metal Sources:

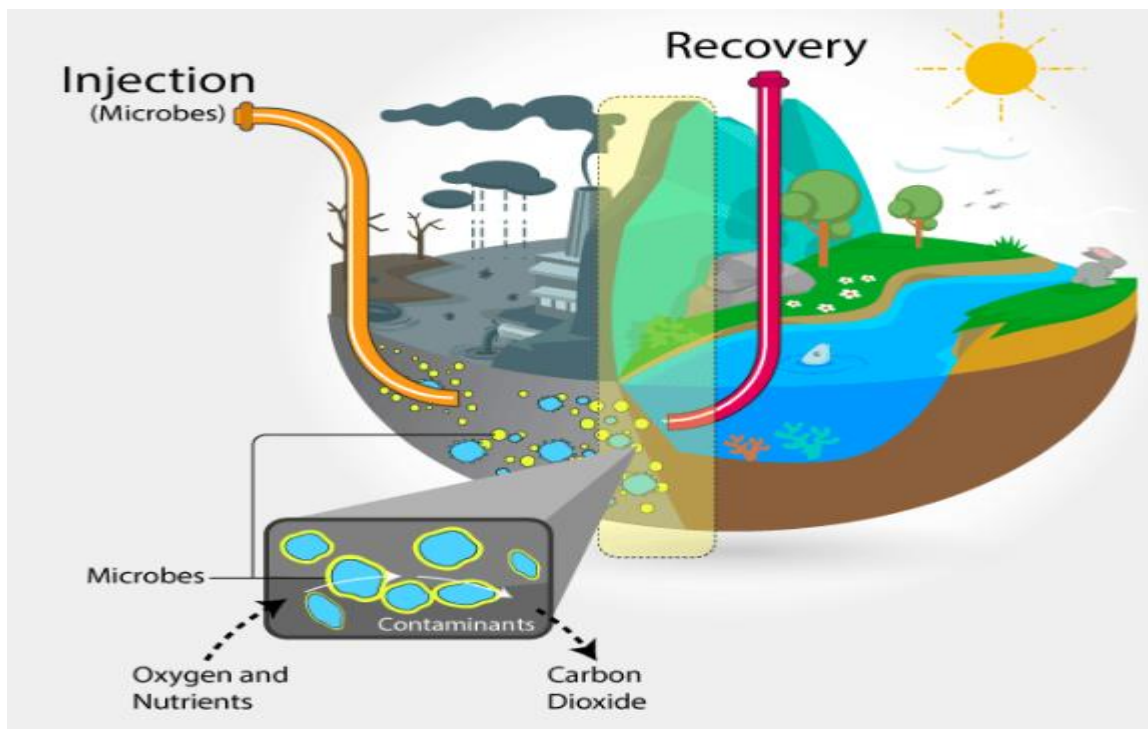
Heavy metals ascend unsurprisingly in the atmosphere as a consequence of pedogenetic weathering cycles of parent products, as well as from anthropogenic causes (Figure 1). Mineral weathering, floods, and earthquake events are the most common natural triggers, although anthropogenic reasons include mining, smelting, electroplating, pesticide usage, and phosphate fertilizer dumping, and also biosolids, atmospheric deposition, and other factors. The gathering of some heavy metals inside the soil as well as rivers due to the result of man-made geophysical metal disturbance throughout nature is enough to endanger human health, vegetation, animals, and marine biota above a certain threshold. Heavy metals are mostly soil and water contaminants when they are overproduced from organic and artificial happenings, discharged from industries to further parts where human acquaintance is improved, releasing high-speed metal waste by industry and improving bio-disposability.



**Figure 1: Heavy metal sources present in the environment. The gathering of some heavy metals inside the soil as well as rivers due to the result of man-made geophysical metal disturbance throughout nature is enough to endanger human health, vegetation, animals, and marine biota above a certain threshold [3].**

### 2. Principle of Bioremediation:

In order to be effective, microorganisms have to enzymatically target and turn toxins into harmless materials under regulated environments or to thresholds below concentration limits laid down by regulators for bioremediation. Biological waste has to be identified as the mechanism by which organic waste is biomitted under safe conditions into a safe state. Because bio-remediation can only be successful when environmental conditions allow microbial growth and activity, its use also requires handling environmental parameters so that microbial growth and degradation can be accelerated. Usually, bioremediation methods are more economical than traditional incineration techniques because certain contaminants may be handled on-site, thereby eliminating health hazards to cleanup workers or likely increased exposure attributable to traffic incidents. The public sees it as more appropriate than other innovations, given that bioremediation is dependent on the natural mitigation. Most bioremediation processes are under aerobic yet anaerobic conditions, arrangement can allow the degradation of recalcitrant molecules in microbial species (Figure 2).



**Figure 2: An Overview of Bioremediation. Bio-remediation can only be successful when environmental conditions allow microbial growth and activity [4].**

### 3. Factors of Bioremediation:

Bioremediation phase management and optimization is a dynamic mechanism of several variables. This includes presence of a microbial community that can destroy pollutants, the availability of microbial population contaminants, environmental factors. Nearly any environmental situation will separate microorganisms. In the event that there is a risk of toxic substances or on a waste stream, microbes can adapt and thrive at subzero temperatures or in intense weather, wilderness, excess oxygen and in aerobic environments. An oil supply and a carbon source are the primary demands. These can be used for the destruction or remediation of environmental threats of microbes and other biological systems. When oxygen is there, for example, *Pseudomonas*, *Acaligenes*, *Sphingomonas*, *Rhodococcus*, and *Mycobacterium* are known to be aerobic bacteria for their degrading.

Pesticides and hydrocarbons, both alkanes and compounds, have been confirmed to be degraded by these microbes. Many of these bacteria depend solely on the contaminant for carbon and oil. Anaerobic means "without oxygen". With the presence of oxygen anaerobic bacteria are less commonly used than aerobic bacteria. Anaerobic bacteria are becoming increasingly common for bioremediation of polychlorinated biphenyls (PCBs) in river sediments, as well as de-chlorination of the solvents trichloroethylene (TCE) and chloroform. Fungi that break down lignin. *Phanaerochaete chrysosporium* fungus like white red fungus is capable of degrading a very wide variety of permanent or harmful contaminants in the environment. Stroke, scab powder or corn cobs are popular substrates used. The original enzyme for aerobic degradation, methane monooxygenase, has a wide variety of substrates and is active against a wide range of compounds, including trichloroethylene and 1, 2-dichloroethane chlorinated aliphatic materials.

### 4. Factors of the Environment Nutrients:

Nutrients Carbon is by far the most important ingredient of living organisms and is thus required instead of other elements. It makes up about 95 per cent of the weight of hydrogen, oxygen and nitrogen. The bioremediation type depends on the soil contaminant concentration with 70 percent of the remaining, phosphorous and sulphur contribute. The carbon-nitrogen dietary allowance is 10:1, while the carbon-phosphorus requirements are 30:1.

#### 5. *Special Features of Bioremediation:*

- It is an appropriate waste disposal method for hazardous products, such as dirt, which takes a little time. Microbes that can destroy an increased amount of the contaminant when the contaminant is present; the biodegradable population decreases when the contaminant is deteriorated. The procedure residues are normally harmless.
- Bioremediation often requires significantly less time and can also be performed on-site without the daily operations being severely disrupted. Which also removes the need for the transportation of waste off-site and possible risks to human health and the atmosphere.
- It also contributes to the complete elimination of toxins, translating much of the toxic substances into harmless materials, thereby eliminating the likelihood of potential responsibility for treating and disposing of polluted content.
- No harmful substances are included. Fertilizers widely used in lawns and gardens are nutrients used to help microbes flourish.

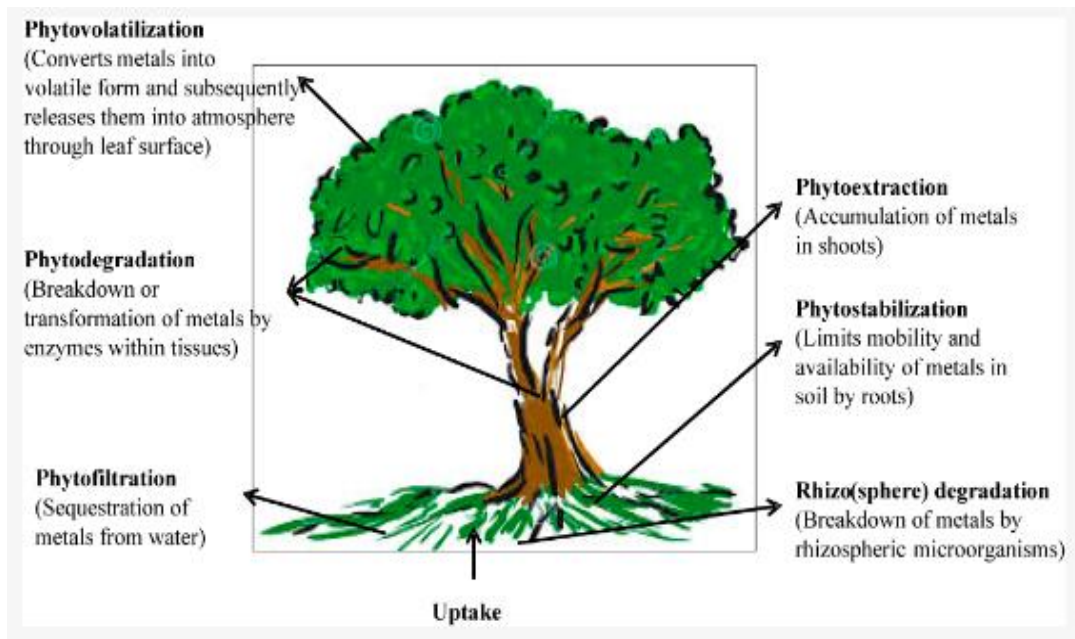
#### 6. *Boundaries of Bioremediation:*

- It is limited to biodegradable composites. Not all molecules remain capable of complete and fast degradation.
- There are several fears that biodegradation materials are more harmful or permanent than the compound parent and highly complex biological pathways.
- Bioremediation frequently takes longer than most other disposal methods, such as soil extraction and disposal or incineration.
- There is also regulatory insecurity with respect to appropriate bioremediation success requirements. The concept of 'safe' is not agreed, assessing bioremediation efficiency is challenging.

#### 7. *Phytoremediation:*

Phytoremediation is defined as the use of plants and associated microorganisms, in order to partially or fully remediate the contaminants selected from soil. It can remove radionuclides, heavy metals and chemical compounds. Phytoremediation employs a variety of plant and plant technology to help remediate contaminated areas. In recent years, there has been a special focus put on phytoremediation since this property can be used to remediate heavy metal contaminated soils. It is an effective, economical and environmentally friendly solar-driven in situ remediation technology. A variety of different methods, including phytoextraction, phytofiltration, phytostabilization, plant volatilization and phytodegradation, are used in the plant remediation technology. Figure 3 gives a description of the different phytoremediation processes of heavy metals. Phytoremediation is initially conducted by the removal of plant roots from toxins from ground or water and translocation. Metals are an essential biochemical tool and effective plant extraction is ideal for transfer to shoots. Phytofiltration involves rhizofiltration or blast of filtration[5].

The phytoremediation phase is next essential. This absorbs or adsorbs alloys and thus minimizes their mobility in subterranean water. In order to minimize mobility and biological access to metals and thus to avoid their movement into ground water or the food chain, phytostabilizations or phytoimmobilization take place in addition to this procedure. Heavy metals are immobilized in soils through plants by rainfall, complex growth, or a drop in metal rhizosphere oxidation state. Organic toxins that are not dependent on rhizospheric microorganisms are metabolized by plant enzymes like dehalogenases and oxygenases. After all, certain heavy metals absorbed by plants are transformed to volatile forms, that are then released into the environment by a mechanism known as phytovolatilization. This process has been used to strip harmful heavy metals including mercury and selenium from polluted soils. It is limited, however, that metals are not fully extracted, but rather moved from one medium to another.



**Figure 3: Numerous processes occurring in the heavy metals phytoremediation process. Heavy metals are immobilized in soils through plants by rainfall, complex growth, or a drop in metal rhizosphere oxidation state [3].**

#### 8. Treatment of Wastes:

Many organisms, including bacteria, microalgae, as well as macroalgae, are involved in the bioremediation of ocean cage aquaculture-polluted water and sediments, and also effluents discharged from land-based aquatic systems. On-site bioremediation methods are expected to be more practical than land-based therapies for sea cage activities. Some aquaculture activities, however, can necessitate a mixture of conventional waste management methods and other bioremediation techniques. Multi-trophic and IMTA technology aquaculture has been found to be a key development for sustainability in aquaculture. In order to maximize the use of nutrients and minimize solid waste that passes by sediments, IMTA incorporates different complementary species at a plant. Waste from one organism is an energy supply for another and therefore moves to a greater equilibrium of the ecosystems.

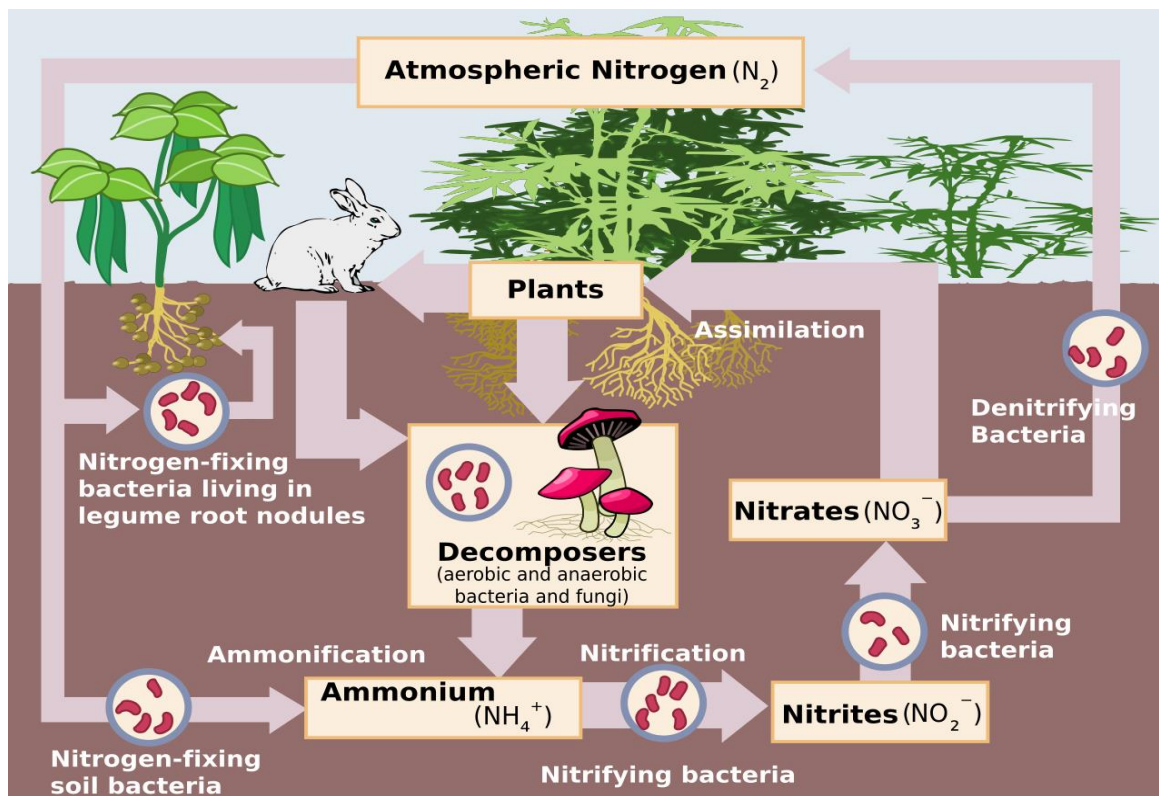
Precious aquatic algae remove ammonium, nitrate, and phosphorous from fish water columns while also providing nutrients for aquaculture pollutants to rise. Cozy and other filter feeder conversion into harvestable body biomass with large quantities of particulate matter from uneaten fish and faeces. The machine is also able to incorporate lower feeders to support sediments function, organics extract and bioirrigate. Although IMTA cannot remove all natural and inorganic pollution from aquaculture farms, it should be tested at a commercial pilot scale in accordance with biotechnological applications including advanced anaerobic-aerobic reactors. Under aerobic environment, two bacteria break down ammonium to nitrite as well as nitrate..

This is a procedure that uses a lot of oxygen and can reduce the amount of dissolved oxygen in the environment. Aerobic ammonia-oxidizing bacteria (AOB) oxidize ammonia to nitrite by hydroxylamine, which is then oxidized to nitrate by nitrite-oxidizing bacteria (NOB). Proteobacteria's b and g subclasses are mainly ammonia oxidizers, whereas Proteobacteria's a and g subclasses, as well as Nitrospirates, are nitrite oxidizers. Nitrate and ammonia do not surprise the development of certain microorganisms as the primary nitrogen sources.

#### 9. Denitrification of Organisms:

Denitrification is the primary conversion process in the atmosphere for fixed nitrogen to  $N_2$  steam. It happens in low-oxygen environments, throughout energy-generating processes inside which nitrogen oxides like nitrate, etc., have been castoff as acceptors, gradually reducing to  $N_2$  steam. A diverse variety of microorganisms, including bacteria, Archaea, and Eukarya, are capable of denitrification reactions. Nitrate reductase, nitrite reductase, nitric oxide reductase, as well as nitrous oxide reductase are the four

metalloenzymes that reduce nitrate to  $N_2$ . Anammox is a type of denitrification that uses anaerobic ammonium oxidation (Figure 4). It is discovered that novel species connected to Planctomycetales can be used as an electron acceptor to oxidize ammonium. At first, an oddity was found, which was later found to cause anammox to lose 24-67 percent of marine sediment's nitrogen. The presence of Anammox now seems to account for between 20% and 40% of all ocean's nitrogen loss. It also occurs in marine and estuarine sediments, anoxic basins, and minimum areas for oxygen, mangroves, sea-ice and colder lakes[6].



**Figure 4: The denitrification process of organisms. Denitrification is the primary conversion process in the atmosphere for fixed nitrogen to  $N_2$  steam [Wikipedia/Denitrification].**

The behaviour of anammox seems likely to contribute significantly to denitrification of the soil of anoxic aquaculture. The increase is small for flow-through schemes, since vast quantities of waste water are already drained into a water box. The amount of waste streams becomes however manageable with recirculation schemes and multiple management options may be taken into account.

#### 10. Treatment of Aquaculture Wastewater:

In biological treatment facilities, the elimination of nitrogen from wastewater can result in a combination of physical, mechanical, and biological processes. Many prototypes are implemented in detox centers and reactors. Any method is used to incorporate different components of the normal biogeochemical nitrogen cycling into the environment, but it is used in order to optimize the kinetics of activities in the course of remediation. Absolute microbial nitrification (to eliminate nitrites) combined with anammox tends to be more cost effective. The optimal reactor configuration is determined by waste characteristics such as organics and ammonium concentration. The main move tends to be partial nitrification in both situations.

Wetlands are occasionally associated as a final treatment step for the recirculation of aquaculture systems before full environmental release. In one use of such a moisture scheme, a small-scale treatment was conducted for trout effluent using an integrated Waterland with subface flow. Dissolved nutrients were only treated successfully in wetlands with ammonium as well as nitrites at loads of significant volumes of water and hence a short retention time, and nitrates as well as phosphate had little or adverse treatment effects during wetland transit. Efficient nitrogen removal with longer retention times may be anticipated. There have been recorded cases of nitrogen reduction using biological reactors in aquaculture systems.

## CONCLUSION

The significant encounter in guaranteeing community, environmental as well as economic balance is challenged by the aquaculture business, particularly concentrated salmon aquaculture all over near-shore waters. Recently, one single epidemic in Chile has resulted in hundreds of production plants being shut down, huge amount of money as well as plenty of occupations being lost. The location as well as absence of waste management is unclear in this situation, but it shows the extent of the costs related to waste sediment outbreaks. Many procedures and recovery methods are available for better aquaculture waste or in situ repair techniques. The aquaculture industry needs to look closely at these as an expenditure that will enables it to maintain, enhance and protect the atmosphere while improved waste management is being integrated into its operations.

## REFERENCES

- [1] C. C. Azubuike, C. B. Chikere, and G. C. Okpokwasili, "Bioremediation techniques—classification based on site of application: principles, advantages, limitations and prospects," *World Journal of Microbiology and Biotechnology*. 2016, doi: 10.1007/s11274-016-2137-x.
- [2] V. Mary Kensa, "Bioremediation - An overview," *Journal of Industrial Pollution Control*. 2011.
- [3] R. Dixit *et al.*, "Bioremediation of heavy metals from soil and aquatic environment: An overview of principles and criteria of fundamental processes," *Sustainability (Switzerland)*. 2015, doi: 10.3390/su7022189.
- [4] "What is Bioremediation?"
- [5] S. Muthusarayanan *et al.*, "Phytoremediation of heavy metals: mechanisms, methods and enhancements," *Environmental Chemistry Letters*. 2018, doi: 10.1007/s10311-018-0762-3.
- [6] P. Y. Wong, K. Y. Cheng, A. H. Kaksonen, D. C. Sutton, and M. P. Ginige, "A novel post denitrification configuration for phosphorus recovery using polyphosphate accumulating organisms," *Water Res.*, 2013, doi: 10.1016/j.watres.2013.08.023.