

Symmetry Analysis for Automated Gait Recognition

Amit Sharma

Department of Electronics and Communication Engineering
Faculty of Engineering, Teerthanker Mahaveer University, Moradabad, Uttar Pradesh, India

ABSTRACT: *Gait recognition is the latest biometric to be added in symmetric analysis. As a biometric, gait includes perceiving individuals by the manner in which they gait paying little heed to their garments or the foundation to them. One significant advantage of gait over different biometrics (for example fingerprints) is the nonappearance of requirement for contact with subjects. Authors present a novel strategy for removing symmetry for programmed gait recognition dependent on examining the symmetry of human movement. The technique is strengthened from the psychologist's point of view that human gait is a symmetry example of movement and furthermore by different works that propose symmetry is reasonable for gait recognition. Authors utilize the Generalized Symmetry Operator which finds features as indicated by their even properties rather than depending on the outskirts of a shape or on general appearance and consequently doesn't require the state of an object to be known ahead of time. The majority of the methodologies have utilized little databases. Authors show how symmetry can be utilized to perceive gait, again utilizing these databases and utilizing a lot bigger database. Authors additionally examine the presentation of symmetry concerning noise, occlusion and missing frames.*

KEYWORDS: *Biometrics, Gait Recognition, Generalized symmetry operator, Symmetry analysis.*

INTRODUCTION

As a biometric [1], gait includes perceiving individuals by the manner in which they walk paying little heed to their garments or their foundation. One significant bit of leeway of gait over different biometrics (for example fingerprints) is the non-attendance of requirement for contact with subjects. Further, gait can be hard to camouflage or on the other hand hide in application situations like bank burglary where looters typically put on head protectors, covers, exhibitions and gloves making it practically outlandish to utilize any of the other known biometrics such as fingerprints [2] or face [3].

At present, gait is likewise the just biometric a ways off and can be utilized when different biometrics are either clouded or at excessively low a goals to be seen. In spite of the fact that it could be contended that state of being, for example, intoxication, pregnancy and wounds including joints can influence an individual's movement, these variables are comparable on a fundamental level to factors influencing different biometrics.

SYMMETRY EXTRACTION

The discrete symmetry operator [4] utilizes edge maps of images from the groupings of subject frames to dole out symmetry greatness and direction to image focuses, collected at the midpoint of each broke down pair of focuses.

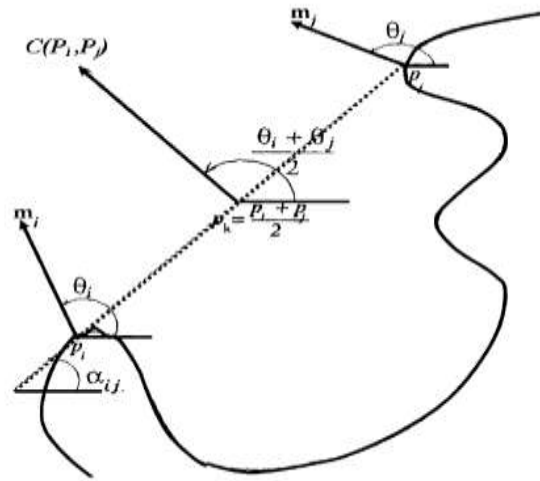


Fig. 1. The symmetry contribution of edge points P_i and P_j

The overall symmetry size (otherwise called iso-tropic symmetry), $M(p)$ of each point P is the

$$M(P_k) = \sum_{(i,j) \in \Gamma(P_k)} C(P_i, P_j)$$

aggregate of the commitments of image focuses that have P as their mid-point, that is:

where, P_i and P_j are sets of focuses having P_k as their mid-point and $C(P_i, P_j)$ as their symmetry commitment. Fig. 1 shows two edge focuses P_i and P_j and their symmetry commitment $C(P_i, P_j)$. The symmetry connection or commitment, $C(P_i, P_j)$ between the two focuses P_i and P_j is:

$$C(P_i, P_j) = D_{i,j} Ph_{i,j} I_i I_j$$

where $D_{i,j}$ and $Ph_{i,j}$ are the separation and the stage between the two focuses. I_i and I_j are the logarithmic powers at the two focuses. The symmetry separation weighting work gives the separation between two extraordinary focuses P_i and P_j , and is determined as:

$$D_{i,j} = \frac{1}{\sqrt{2\pi\sigma}} \exp\left(-\left(\frac{\|P_i - P_j\|}{2\sigma}\right)\right) \quad \forall i \neq j$$

where σ controls the extent of the capacity. The logarithm power work, I_i , of the edge extent M at point $(x; y)$ is:

$$I_i = \log(1 + M_i)$$

Where,

$$M_i = \sqrt{M_x^2(x, y) + M_y^2(x, y)}$$

Where, the M_x and M_y are determined by the application of (Sobel) edge formats. The stage weighting work between two focuses P_i and P_j is:

$$Ph_{i,j} = (1 - \cos(\theta_i + \theta_j - 2\alpha_{i,j})) \times (1 - \cos(\theta_i - \theta_j)) \quad \forall i \neq j$$

Where,

$$\alpha(i, j) = \text{atan}\left(\frac{y_i - y_j}{x_i - x_j}\right)$$

RELATIONSHIP BETWEEN SYMMETRY AND GAIT

The gait signature for a subject is gotten from an image grouping. Each sequence of image frames comprises of one gait cycle taken between progressive impact point strikes of a similar foot, in this way normalizing for speed. This cycle has been thought of, Murray (1967), "an all-out walking cycle" of gait. The gait signature for a subject is gotten from an image sequence. Each grouping of image frames comprises of one gait cycle taken between progressive impact point strikes of a similar foot, consequently normalizing for speed. This cycle has been thought of, Murray (1967), "an absolute walking cycle" of gait. The accompanying gives a review of the means associated with removing symmetry from frame data.

To begin with, the image foundation is processed from the middle of five image frames and subtracted from the first image (Fig. 2a) to acquire the frame (Fig. 2b). This was conceivable in light of the fact that the camera used to catch the image successions was static and there is no translational movement. Also, the subjects were walking at a steady pace. The Sobel operator is then applied to the image in Fig. 2b to infer its edge-map, Fig. 2c. The edge-map is thresholded to set all focuses underneath a picked limit to zero, to lessen noise or evacuate edges with feeble quality. These procedures lessen the measure of calculation in the symmetry count. The symmetry operator is then applied to give the symmetry map, Fig. 2d. For each image grouping, the gait signature, GS, is gotten by averaging all the symmetry maps, that is

$$GS = \left(\sum_{j=1}^N S_j \right) / N$$




Fig. 2. Images from the new SOTON data: (a) original; (b) silhouette; (c) after Sobel and (d) symmetry map.

The procedure associated with inferring a gait signature from optic flow data is minimal extraordinary from that of the frame data. A gait pattern of a mobile subject is utilized. Having expelled the foundation from every unique image to acquire the frame, two progressive frames are utilized at a time utilizing the calculation as proposed by Little and Boyd (1998) to remove the optic flow image which replaces the data provided by the Sobel operator. The symmetry operator is at that point applied. At long last, all symmetry maps in the succession are found the middle value of to get the gait signature. Fig. 3 shows test images of the procedure.

EXPERIMENTAL ANALYSIS

Having gotten gait marks for all image groupings in a database, we at that point apply the Fourier change to acquire the portrayal FD, that is;

$$FD(u, v) = \sum_N \sum_N GS(x, y) e^{-\frac{j2\pi}{N}(ux+vy)}$$

where GS is a gait signature and the Fourier transform is executed by the FFT [5]. FD is at that point low-pass sifted to decrease affectability to high-frequency segments. Distinctive cut-off frequencies were utilized to decide the fitting number of Fourier segments. Authors select just the Fourier transforms [6] inside a hover of sweep, R , as:

$$FD'(u, v) = \begin{cases} FD(u, v) & \text{if } (u^2 + v^2) \leq R^2 \\ 0 & \text{otherwise} \end{cases}$$

For reasons for characterization or recognition, the similitude contrasts between the Fourier depictions of the gait marks are then determined utilizing Euclidean distance, that is

$$SD_{i,j} = \sum \||(|FD'_{i,x,y}| - |FD'_{j,x,y}|)\|$$

where the components of FD_{0i} are the Fourier portrayals of the gait marks of image succession. I staying after low pass separating. The greatness spectra just were utilized here in light of the fact that they gave a superior outcome than the consideration of the stage data. The new technique was applied to three unique databases of spatial layouts. The first SOTON database has four subjects with four image groupings each and that of UCSD six subjects with seven image groupings of each. For both unique SOTON [7] and UCSD [8] databases, we inferred gait marks for frame and optical flow data.

These give elective forms of the information for our strategy to process. From comparable work done by Huang et al. (1999), consolidating the frame and optical flow data can permit preferable recognition rates over accomplished utilizing the two modalities independently yet our point here is to build up whether human gait has unmistakable even properties that can be extricated for gait recognition. The qualities for r and l utilized were 27 and 90, separately, except if in any case expressed. The k -closest neighbor rule [9] was then applied for grouping, utilizing $k = 1$ and 3, as framed in Table 1.

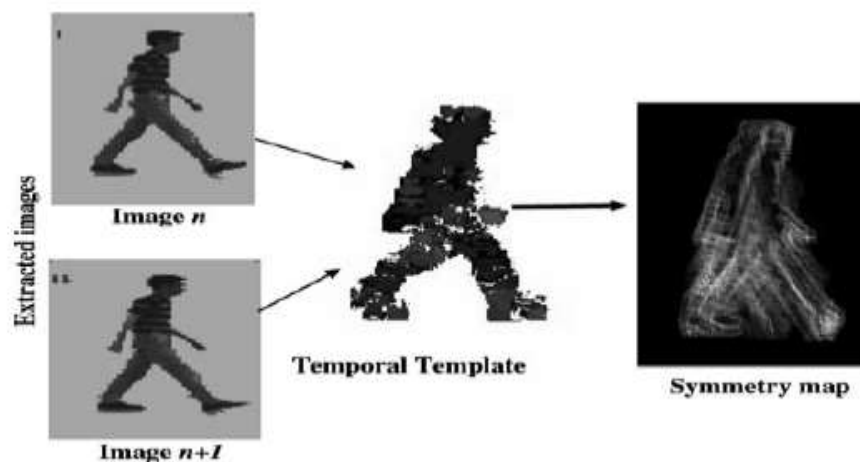


Fig. 3. Images involved in optic flow information.

The correct classification rates (CCRs) were 100% for both $k = 1$ and 3 for the first SOTON database for the two information types. For the UCSD database, the recognition rates for frame data were 97.6% and 92.9% for $k = 1$ what's more, 3, individually. A CCR of 92.9% was gotten for the optical flow data, for both $k = 1$ what's more, 3. After our prior work, Hayfron-Acquah et al. (2001), we applied a similar strategy to a much bigger database of 28 subjects, the new SOTON database. This new database rises to in size the biggest (distributed) contemporaneous gait database despite the fact that new and bigger databases will develop in the not so distant future. Each subject has four image successions giving altogether 112 image sequences. With this

database, just the frame data is utilized what's more, the recognition rates got are additionally appeared in Table 1. Obviously, utilizing a lot bigger database still gave a similar decent recognition rates [10] and that is exceptionally reassuring.

Table 1: Experimental results obtained from databases in use

Database	Subjects	Sequences	Data Type	CCR	
				k=1	K=3
Original SOTON	5	17	Silhouette	101	102
			optical flow	101	100
UCSD	7	43	Silhouette	98.7	93.1
			optical flow	93.6	93.2
New SOTON	29	114	Silhouette	98.5	97.2

CONCLUSION

We have demonstrated how symmetry can be utilized to perceive individuals by their gait, as bolstered by inquire about in brain science. Human gait appears to have particular even properties that can be removed for recognition. The symmetry operator, basically, structures a gatherer of focuses, which are proportions of the symmetry between image focuses to give a symmetry map. By utilizing the symmetry operator, the Discrete Fourier Transform also, a fundamental closest neighbor approach, the results have created empowering recognition rates on a little database, a presentation that is tantamount with different methodologies applied to the same databases. Additionally, the recognition rates on a lot bigger database remained nearly equivalent to those acquired from littler databases. The symmetry operator has been appeared to deal with missing spatial information, missing image frames. In that capacity, symmetry seems, by all accounts, to be promising methodology with execution focal points furthermore, we will anticipate growing further the thought of moving article depiction by fleeting symmetry.

REFERENCES

- [1] J. A. Unar, W. C. Seng, and A. Abbasi, "A review of biometric technology along with trends and prospects," *Pattern Recognit.*, 2014, doi: 10.1016/j.patcog.2014.01.016.
- [2] M. Kücken and A. C. Newell, "Fingerprint formation," *J. Theor. Biol.*, 2005, doi: 10.1016/j.jtbi.2004.12.020.
- [3] M. Yue, "Face recognition," *Proc. - IEEE Int. Symp. Circuits Syst.*, 2000, doi: 10.9790/3021-0271128133.
- [4] H. Sadeghi, P. Allard, F. Prince, and H. Labelle, "Symmetry and limb dominance in able-bodied gait: A review," *Gait and Posture*. 2000, doi: 10.1016/S0966-6362(00)00070-9.
- [5] S. W. Smith, "FFT Convolution," in *Digital Signal Processing*, 2003.

- [6] H. B. Kekre, "Evaluation of Fourier transform of impulse response of linear time invariant systems," *Int. J. Control*, 1968, doi: 10.1080/00207176808905689.
- [7] P. Arora, M. Hanmandlu, and S. Srivastava, "Gait based authentication using gait information image features," *Pattern Recognit. Lett.*, 2015, doi: 10.1016/j.patrec.2015.05.016.
- [8] J. X. Prochaska and A. M. Wolfe, "The UCSD HIRES/Keck I Damped Ly α Abundance Database. II. The Implications," *Astrophys. J.*, 2002, doi: 10.1086/338080.
- [9] Z. Deng, X. Zhu, D. Cheng, M. Zong, and S. Zhang, "Efficient kNN classification algorithm for big data," *Neurocomputing*, 2016, doi: 10.1016/j.neucom.2015.08.112.
- [10] A. Srivastava, "Image Analysis and Recognition," 2014.

