



MACHINE LEARNING MODELS FOR EARLY INTERVENTION OF STUDENTS COURSE LENGTH

¹Dr.V.S Akshaya, ²N.Mohan Karthik, ³B.Kavinkumar, ⁴B.Madhan Gokul, ⁵Maddali Guru Venkata Lokesh

¹Professor, ²Computer Science Engineer, ³Computer Science Engineer, ⁴Computer Science Engineer, ⁵Computer Science Engineer

¹Department of Computer Science and Engineering,
¹Sri Eshwar College of Engineering, Coimbatore, India

Abstract : Massive Open Online Courses (MOOCs), Virtual Learning Environments (VLEs), and Learning Management Systems (LMS) are examples of online learning platforms that work with thousands or even a huge number of students to master according to their interests without regard for space or time constraints. Apart from the numerous advantages, web-based learning stages encounter a number of challenges, including understudies' disinterest, high dropout rates, low commitment, understudies' self-directed behavior, and motivating understudies to take responsibility for defining their own goals. In this paper, we present a foresight model that analyzes the challenges faced by at-risk understudies, and then collaborates with educators to find the best way to persuade understudies to increase their review commitment and improve their review execution. The vision model is created and tested using several AI (ML) and deep learning techniques (DL).

I.INTRODUCTION

In predictive demonstration, measurements are used to forecast outcomes. The event that has to be anticipated is usually in the future, however precognition can be utilized to foretell an unforeseen occurrence that occurs at any moment. After a crime has occurred, predictive models are routinely used to identify wrongdoings and separate suspects. Often, the model is chosen based on an identification hypothesis in order to determine the likelihood of a result given a limited quantity of data, such as determining the likelihood that an email is spam.

At least one classifier can be used in a model to determine the likelihood of a group of data sharing space with another set. A model could be used to assess whether an email is spam or "ham," for example (non-spam). Because it's more usually referenced in intellectual or imaginative work situations, precognitive demonstration is inextricably linked to, and to a large extent overlaps with, the field of AI. When sent economically, prescient displaying is frequently alluded to as prescient examination. In comparison to causal displaying/examination, prescient demonstrating typically appeared differently. In the past, it might have sufficed to use indications of interest or intermediaries for the result of interest. In the final choice, one considers true situations as well as logical result linkages. Predictive models are divided into two categories: parametric and non-parametric. Semi-parametric models, a second-rate class, combine the best of both. "Explicit suspicions concerning a minimum of 1 within the population boundaries that portray the hidden distribution(s)" are made using parametric models. Non-parametric models ``regularly include less presumptions of design and distributional structure [than parametric models] however ordinarily contain solid suppositions about independencies Predictive displaying is used in vehicle protection to allot hazard of occurrences to strategy holders from data acquired from strategy holders. This is widely utilized in use based protection arrangements where prescient models use telemetry-based information to assemble a model of prescient danger for guarantee probability. Discovery accident protection prescient models use GPS or accelerometer sensor input as it were. A few models incorporate a wide scope of prescient contribution past fundamental telemetry including progressed driving conduct, free accident records, street history, and client profiles to give further developed danger models An expectation or gauge, is an assertion about a future occasion or information. They are frequently, yet not generally, in view of involvement or information. There is no all inclusive understanding with regards to the specific distinction from "assessment"; various creators and disciplines credit various implications.

Future occasions are fundamentally questionable, so ensuring precise data about what's to come is unimaginable. Expectation can be helpful to help with making arrangements about potential turns of events; According to Howard H. Stevenson, "business expectation is no less than two things: important and difficult." Expectation is an element of factual derivation in measurements.

Whenever data is moved across time, frequently to explicit moments, the interaction is known as determining. Time series approaches are typically used for estimation, whereas cross-sectional data is frequently used for expectation.

Factual strategies utilized for expectation incorporate relapse examination and its different sub-classes like straight relapse, summed up direct models (calculated relapse, Poisson relapse, Probit relapse), and so forth Gauging can be solved using autoregressive moving normal models and vector autoregression models. When these and other similar, consolidated sets of relapse or AI approaches are presented in corporate use, the field is known as prescient investigation. In numerous applications, for example, time series examination, it is feasible to assess the models that create the perceptions. Assuming that models can be communicated as move capacities or as far as state-space boundaries then, at that point, smoothed, separated and anticipated information appraisals can be figured out. On the off chance that the hidden creating models are direct, a base change Kalman channel and a base fluctuation smoother might be utilized to recuperate information of interest from uproarious estimations. These strategies depend on one-stride ahead indicators (which limit the change of the expectation mistake). When the producing models are nonlinear, stepwise linearizations and smoother recursions can be used inside the Extended Kalman Filter. In any event, while dealing with nonlinear situations, ideal least fluctuation execution ensures never again to apply.

To involve relapse study for expectation, information is collected on the variable that will be anticipated, referred to as the dependent variable or response variable, and at least one element whose values are hypothesized to affect it, referred to as autonomous factors or illustrative factors. The bounds of the capacity are assessed from the information that is chosen in order to streamline the attack of the capacity, as specified, on the information, and a helpful structure, usually straight, is theorized for the hypothesized causal relationship. That was the stage of assessment. Variable traits that are illustrative and thought to be applicable in the future (or current but not yet noticed).

II. STUDENTS AT RISK

In the United States, an in danger understudy is a word used to describe an understudy who needs temporary or progressive mediation in order to achieve academically. In danger students, also known as at-risk adolescents or at-risk teenagers, are teenagers who are less likely to transition successfully into adulthood and achieve financial self-sufficiency. Delinquency, substandard academic execution, displaying a disinterest for scholastics, and communicating a detachment from the school environment are all characteristics of in danger understudies. The job that a school does to help in risk understudies is critical. According to one study, 80 percent to 87 percent of the causes for a school's upkeep may be explained by easy demonstrating. [4] In January 2020, Governor Newsom of California changed all references to "in risk" in the California Penal Codes to "at-guarantee." With the publication of the National Commission on Excellence in Education's article "A Nation at Risk" in 1983, the phrase "in peril" became popular. The essay depicted American society as being financially and socially in jeopardy. [6] In danger understudies are those understudies who have been named, either authoritatively or informally, as being at risk for scholastic disappointment. In the U.S., various states characterize "in danger" in an unexpected way, so it is hard to look at the differing state approaches regarding the matter.

Understudies who are named as "in danger" face various difficulties that different understudies don't. According to Smerdon's research for the American Institutes for Research, understudies, particularly young males, with low socioeconomic standing and hence likely to be labeled "in danger," experience feelings of isolation and separation in their classrooms. Gloria Ladson-Billings, a wise sage, claimed in a 2006 speech that the term itself adds to the issues. "We can't burden these kindergarteners with this mark and expect them to cheerfully wear it for the next thirteen years," she says. Indeed, odd, I'm not sure why they aren't accomplishing anything positive. Clinicians have observed that many adolescents change correctly while being raised in high-risk environments. This ability to adapt to misfortune, in any event, being reinforced by it, is critical to creating flexibility; or the human ability to confront, survive, and at last be fortified by life's afflictions and difficulties.

Mental versatility is a significant person quality for youth attempting to relieve hazard factors. Strength is utilized to depict the characteristics that guide in the fruitful variation, life-change, and social skill of youth in spite of hazard and misfortune. Strength is shown by having a solid feeling of direction and a confidence in progress; including objective courses, training desires, inspiration, diligence, and positive thinking. Getting youth associated with extracurricular exercises is significant in building strength and remediation. Especially, those including agreeable methodologies, for example, peer helping, cross age coaching, and local area administration. Information analyzed from a broadly subsidized review has shown that educators can advance scholarly flexibility in understudies in danger of disappointment in science through establishing secure school conditions which stress support and the improvement of solid instructor understudy connections. These variables were related with the scholastic versatility and accomplishment of low-pay African-American and Latino, White, grade school understudies. Instructors can additionally add to a solid study hall climate for understudies who face hazard factors by considering all understudies responsible for assumptions that are both high and practical for the given understudy.

III. RELATED TO WORK

People with solid self-directed learning (SRL) abilities, described by the capacity to design, oversee and control their learning interaction, can learn quicker and outflank those with more fragile SRL abilities. SRL is basic in learning conditions that give low degrees of help and direction, as is normally the situation in Massive Open Online Courses (MOOCs). Students can be prepared to take part in SRL and effectively upheld with prompts and exercises. In any case, successful execution of student

emotionally supportive networks in MOOCs requires a comprehension of which SRL systems are best and the way that these techniques manifest in web-based conduct. This article makes two commitments to the writing on SRL. To start with, we give knowledge into SRL and its social appearances in MOOCs for a heterogeneous grown-up student populace. Second, utilizing the heterogeneity of the current example, we exhibit numerous singular distinctions in SRL that can illuminate designated mediations, like a versatile framework.

Mushtaq Hussain et.al., has proposed. In this framework The understudy's exhibition forecast is a significant exploration theme since it can assist instructors with keeping understudies from exiting before last, most important tests and recognize understudies that need extra help. The target of this study is to foresee the troubles that understudies will experience in an ensuing computerized plan course meeting. We dissected the information logged by an innovation upgraded learning (TEL) framework called advanced hardware training and plan suite (DEEDS) utilizing AI calculations. The AI calculations incorporated fake neural organizations (ANNs), support vector machines (SVMs), strategic relapse, Naïve bayes classifiers and choice trees. The DEEDS framework permits understudies to tackle advanced plan practices with various degrees of trouble while logging input information. The info factors of the current review were normal time, all out number of exercises, normal inactive time, normal number of keystrokes and complete related action for each activity during individual meetings in the advanced plan course; the result factors were the student(s) grades for every meeting. We then, at that point, prepared AI calculations on the information from the past meeting and tried the calculations on the information from the forthcoming meeting. We performed k-crease cross-approval and figured the collector working trademark and root mean square blunder measurements to assess the models' exhibitions. The outcomes show that ANNs and SVMs accomplish higher precision than do different calculations. ANNs and SVMs can undoubtedly be incorporated into the TEL framework; along these lines, we would anticipate that educators should report work on understudies' presentations during the resulting meeting.

Show that our methodology yields great outcomes. Versatile E-learning has turned into a promising answer for upgrading the proficiency of online instructive frameworks. A fundamental necessity in this arrangement is the programmed location of students' learning style to give well adapted learning contents.in this specific situation, we have proposed a programmed way to deal with distinguishing the students' learning styles utilizing web utilization mining strategies and AI calculations. The E-learning stage's log document was pre-handled involving a web utilization mining strategy to extricate the students' groupings. Those arrangements were planned to learn styles mixes utilizing the K-modes grouping calculation and in light of the FSLSM. The marked arrangements were utilized as a preparation set to prepare the innocent Bayes classifier and anticipate the learning style mix of another understudy.

Sunbok Lee et.al., has proposed. In this framework A dropout early admonition framework empowers schools to prudently dOuafe EL AISSAOUI et.al., has proposed. In this framework The execution of a proficient versatile e-learning framework requires the development of a compelling understudy model that addresses the understudy's attributes, among those qualities, there is the learning style that alludes to the manner by which an understudy likes to learn. Realizing learning styles helps versatile E-learning frameworks to further develop the learning system by giving altered materials to understudies. In this work, we have proposed a way to deal with recognizing the learning style consequently founded on the current students' practices and utilizing web utilization mining methods and AI calculations. The web utilization mining strategies were utilized to pre-process the log record removed from the E-learning climate and catch the students' successions. The caught students' arrangements were given as a contribution to the K-modes bunching calculation to bunch them into 16 learning style blends in view of the Felder and Silverman learning style model. Then, at that point, the innocent Bayes classifier was utilized to foresee the learning style of an understudy continuously. To play out our methodology, we utilized a genuine dataset separated from an e-learning framework's log record, and to assess the presentation of the pre-owned classifier, the disarray grid technique was utilized. The results are used to identify kids who are at danger of dropping out of school, to respond immediately to them, and, eventually, to support potential dropout children in finishing their education in order to have a brighter future. However, the inherent class disparity between dropout and non-dropout understudies may make developing exact prescient showcasing for a dropout early warning framework difficult. The goal of this research is to create a dropout early warning framework by: (a) addressing the issue of class disparity using manufactured minority oversampling procedures (SMOTE) and AI outfit techniques; and (b) evaluating the prepared classifiers using both recipient working trademark (ROC) and accuracy review (PR) bends. We built random timberland, helped choose trees, irregular woodland with SMOTE, and supported choice trees with SMOTE using data from the National Education Information System (NEIS) in South Korea, which included 165,715 secondary school understudies. The help choice tree provided the best presentation in our ROC and PR bend testing. The consequences of this study ought to be deciphered with alert on account of the different idea of execution measurements. Responsiveness and explicitness are free of the pervasiveness of up-sides in the populace, while positive and negative prescient qualities are impacted by the commonness of up-sides in the populace. As a result, if our predictive display were shifted to a population with a larger rate of dropouts, the responsiveness would remain the same as previously, given that awareness is a test attribute. yet the positive prescient worth would increment on the grounds that the positive prescient worth mirrors the populace. In AI, the nature of preparing information is a basic variable that decides the exhibition of prescient models. For quite some time, the NEIS has been a perfect data collection for fostering the dropout early admonition system in South Korea.

IV. PROPOSED WORK

The proposed framework load testing dataset. The dataset is splitted into preparing and testing. The arbitrary woods characterization and the expectation is taken .Then the help vector machine calculation shows the consequences of the forecast. Then, at that point, the KNN calculation shows the aftereffects of the forecast. The ADA help classifier based characterization and predication is finished. Angle supporting arrangement is finished. Profound feed forward neural organization shows the outcome. Ada support classifier. Inclination supporting calculation is likewise utilized. Profound feed forward neural organization is carried out. Order report is produced with the previously mentioned calculations. The dataset contains the characteristics and the qualities in view of which the understudy is either dominated or passed or fizzled or removed can be ordered in light of these AI calculations.

V. MODULES

A. Input Dataset

Any missing components, such as nulls or commotion, were eliminated or replaced with their OULAD mean attributes to improve the predictive models' exhibition performance. The date values, for example, were missing from the evaluations table, which deals with the date the appraisals were submitted. Because the date is a crucial determinant in the early expectation of in danger understudies, the date mean worth was utilized to replace all the date examples with N/A, invalid, or missing qualities.

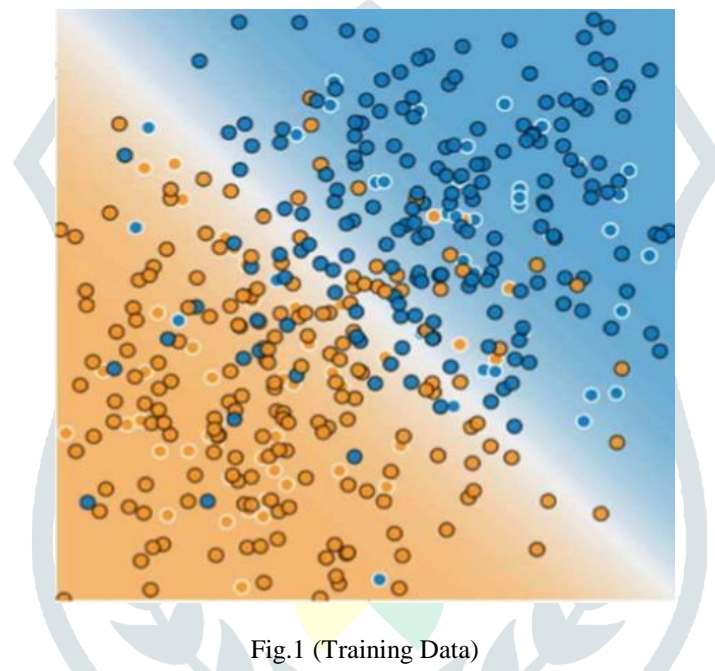


Fig.1 (Training Data)

B. Preprocessing

Information preprocessing is a technique used in AI and data mining to make input data easier to deal with throughout the preparation process. preparing a model by preparing a subset To part the forecast of the prepared strategy, a test set is used to test the prepared model. Is large enough to produce genuinely significant results. Is representative of the informational index as a whole. At the conclusion of the day, don't choose a test set that differs from the preparation set in some way. You want to create a model that sums up new information well, assuming your test set fits the first two conditions. Our test set serves as a conduit for fresh information.




Fig.2 (Test Data)

C. Classification Of ML Algorithms

Characterization in AI refers to a vision showing problem in which a class name is predicted for a given depiction of data. The following are some examples of order issues: If you're given a model, decide whether it's spam or not. Assemble a transcribed person as one of the well-known figures. The preparation dataset will be used by a model to determine how to best direct instances of information to explicit class names. Overall, the preparation dataset should be sufficiently illustrative of the problem and contain multiple occurrences of each class label. The grouping result will be either the up-and-comer is passed, come up short, or deleted in our situation since the models for the dataset credits supply the outcomes to the dataset.

D. Comparison Chart

Examining or looking at anything is the act of comparing and contrasting at least two items by determining the relevant, nearly identical aspects of everything and then determining which attributes of each are similar, which are different, and by how much. When attributes are distinct, the distinctions can be evaluated to determine which thing is the best for a certain purpose. A correlation is also the depiction of similarities and differences between the two entities. Every calculation develops the predefined bring about the field of character, which differs by field the characteristics and the bounds needed to make the every calculation. Examining AI models in many fields progresses and addresses the gained result.

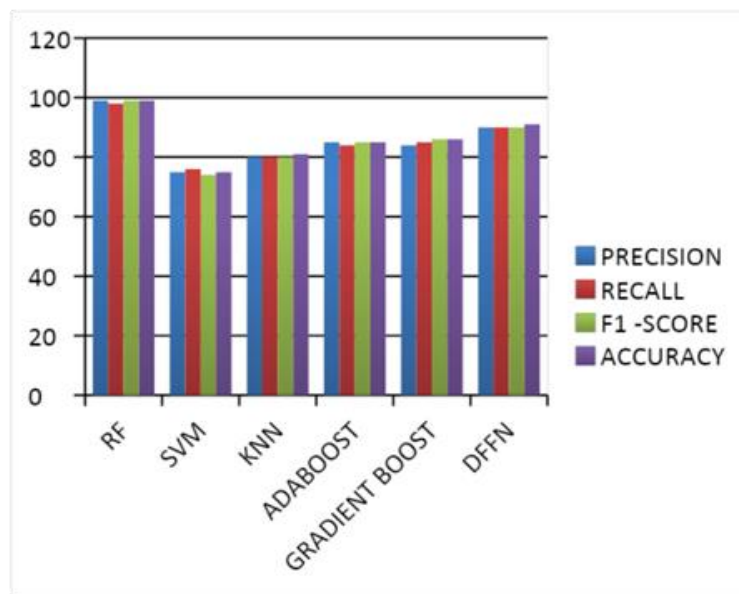


Fig.3 (Comparison Chart)

E. Experimental Setup

Precision - The most obvious exhibition metric is accuracy, which is just the ratio of accurately expected perceptions to absolute perceptions. On the off chance that we have high precision, one would believe that our design is flawless. Precision is a fantastic statistic, but only when you have symmetric datasets with approximately equal upsides from false positives and false negatives. As a result, you must examine various boundaries in order to analyze the exhibition of your work.

$$\text{Precision} = \frac{TP+TN}{TP+FP+FN+TN}$$

The proportion of correctly predicted favorable impressions to the total number of positive perceptions expected is known as precision. The question that this measurement answers is: of all travelers who have been tagged as due, how many are indeed due? The low bogus positive rate correlates with high accuracy. We have a very high accuracy of 0.7888.

$$\text{Accuracy} = \frac{TP}{TP+FP}$$

Yes, recall is the fraction of appropriately expected positive perceptions to all perceptions in real class - review (sensitivity). The question that the review replies to is: What percentage of the many travelers who truly made it through did we mark? We have a review of 0.6311, which is excellent for this model because it is greater than 0.5.

$$\text{Review} = \frac{TP}{TP+FN}$$

The F1 Score is the weighted average of Precision and Recall. As a result, this score takes into account both false positives and misleading negatives. Naturally, it isn't as simple as precision, but F1 is generally more useful than precision, especially if you have an unequal class distribution. Precision works best when the cost of false positives and false negatives is equivalent. Assuming that the costs of false positives and false negatives aren't the same, it's a good idea to look at both Precision and Recall. The F1 score for our case is 0.701.

$$F1 \text{ Score} = 2 * (\text{Recall} * \text{Precision}) / (\text{Recall} + \text{Precision})$$

Table.1. Result

ALGORITHM	PRECISION	RECALL	F1 -SCORE	ACCURACY
RF	99	98	99	99
SVM	75	76	74	75
KNN	80	80	80	81
ADABOOST	85	84	85	85
GRADIENT BOOST	84	85	86	86
DFFN	90	90	90	91

From the above outline and table the RF calculation gives the better accuracy, review , F1 score and the exactness the vast majority of the calculations utilized in the SVM , KNN , GRADIENT BOOSTING , DFFN calculation is utilized.

VI. CONCLUSION

Both understudies and instructors benefit from anticipating and intervening with understudies at various stages. It provides professors with a fantastic opportunity to assist students who are on the verge of leaving and intervene at the appropriate time to improve their review behavior. In this paper, we propose various predictive models based on a few ML and DL calculations for predicting understudies' presentation based on socioeconomic variables, socioeconomics + clickstream factors, and socioeconomics + clickstream + evaluation elements. For expecting understudies' demonstration at varied lengths obviously, the RF predictive model with the best presentation ratings was finally chosen. This foresight technique can collaborate with teachers to make perfect intercessions and persuade at-risk understudies to improve their review performance. The end-product of the research was influenced by a variety of factors, including clickstream and assessment parameters. This research found that tactics such as designing vitally work on the showing of foresight models are effective. The presentation of understudies was anticipated during the course module timetable at the earliest reference point when only socioeconomic factors were free.

REFERENCES

- [1] S. Valsamidis, S. Kontogiannis, I. Kazanidis, T. Theodosiou, and A. Karakos, "A grouping procedure of Web log information for learning the executives frameworks," J. Educ. Technol. Soc., vol. 15, no. 2, pp. 154-167, 2012.
- [2] M. Hussain, W. Zhu, W. Zhang, S. M. R. Abidi, and S. Ali, "Using AI to anticipate understudy challenges from learning meeting information," Artif. Intell. Fire up., vol. 52, no. 1, pp. 381-407, Jun. 2019.
- [3] O. E. Aissaoui, Y. E. A. El Madani, L. Oughdir, and Y. E. Alloui, "Combining administered and unaided AI calculations to foresee the students' learning styles," Procedia Comput. Sci., vol. 148, pp. 87-96, Jan. 2019.

- [4] J. Y. Chung and S. Lee, "Dropout early admonition frameworks for secondary school understudies utilizing AI," *Children Youth Services Rev.*, vol. 96, pp. 346-353, Jan. 2019.
- [5] S. A. Salloum, M. Alshurideh, A. Elnagar, and K. Shaalan, "Mining in instructive information: Review and future bearings," in *Proc. Joint EuropeanUS Workshop Appl. Invariance Comput. Vis. Cairo, Egypt: Springer, 2020*, pp. 92-102.
- [6] A. Hernández-Blanco, B. Herrera-Flores, D. Tomás, and B. Navarro-Colorado, "An orderly audit of profound learning ways to deal with instructive information mining," *Complexity*, vol. 2019, May 2019, Art. no. 1306039.
- [7] K. S. Rawat and I. Malhan, "A crossover characterization technique in view of AI classifiers to foresee execution in instructive information mining," in *Proc. second Int. Conf. Commun., Comput. Netw. Chandigarh, India: National Institute of Technical Teachers Training and Research, Department of Computer Science and Engineering, 2019*, pp. 677-684
- [8] Nematchoua, M.K., Orosa, J.A., Afafia, M. "Prediction of daily global solar radiation and air temperature using six machine learning algorithms; a case of 27 European countries" 2022, *Renewable and Sustainable Energy Reviews*, Elsevier, vol. 135(C).
- [9] C. Márquez-Vera, A. Cano, C. Romero, A. Y. M. Noaman, H. Mousa Fardoun, and S. Ventura, "Early dropout expectation utilizing information mining: A contextual investigation with secondary school understudies," *Expert Syst.*, vol. 33, no. 1, pp. 107-124, Feb. 2016.
- [10] Alsayed, A.O., Rahim, M.S.M., Albidewi, I., (...), Hussain, S., Jibril, M.L. "Selection of the right undergraduate major by students using supervised learning techniques" *Applied Sciences (2076-3417)* . Nov2021, Vol. 11 Issue 22, p10639. 20p

