

# EXPERIMENTAL INVESTIGATION ON DYNAMIC ANALYSIS OF MULTI STOREYED RCC BUILDING

Nagababu Devath<sup>1</sup>, Dr.S Sunil Pratap Reddy<sup>2</sup>, Syed. Viqar malik<sup>3</sup>

<sup>1</sup>PG Scholar, Vaagdevi College of Engineering

<sup>2</sup>Professor, Vaagdevi College of Engineering

<sup>3</sup>Assistant Professor, Vaagdevi College of Engineering

**Abstract**—The important objective of earthquake engineers is to design and build a structure in such a way that damage to the structure and its structural component during the earthquake is minimized. This report aims towards the dynamic analysis of a multi-storey RCC building with symmetrical configuration. For the analysis purpose model of ten storeys RCC with symmetrical floor plan is considered. The analysis is carried by using finite element based software SAP 2000. Various response parameters such as lateral force, base shear, story drift, story shear can be determined. For dynamic analysis time history method or response spectra method can be used. Time-history analysis is a step-by-step analysis of the dynamical response of a structure to a specified loading that may vary with time. The analysis may be linear or nonlinear. Dynamic analysis can be performed for symmetrical as well as unsymmetrical building. Dynamic analysis can be in the form of nonlinear dynamic time history analysis. In this paper, a nonlinear time history analysis is performed on a ten storey RCC building frame considering time history of El Centro earthquake 1940 using SAP 2000. The main parameters of the seismic analysis of structures are load carrying capacity, ductility, stiffness, damping and mass. The various response parameters like base shear, storey drift, storey displacements etc are calculated. The storey drift calculated is compared with the minimum requirement of storey drift as per IS 1893:2002.

**Keywords**— RCC Building Frame, SAP 2000, Storey drift

## I. INTRODUCTION

Baldev D. Prajapati (2013) discussed the analysis & design procedure that may be adopted for the evaluation of symmetric multi-storey building under effect of Wind and earthquake forces. Structures are designed to resist moderate and frequently occurring earthquakes & wind and must have sufficient stiffness and strength to control displacement and to prevent any possible damage. It is inappropriate to design a structure to remain in the elastic region, under severe earthquakes & wind lateral forces, because of the economic constraints. The inherent damping of yielding structural elements can advantageously be utilized to lower the strength requirement, leading to a more economical design. This yielding usually provides the ductility or toughness of the structure against the sudden brittle type structural failure.

Dj. Ladjinovic et al. (2012) presented an overview of modeling methods and results of the analysis obtained for the designed model of multi-storey frame using the programme SAP2000. The paper presents different possibilities for modelling plastic hinges for the nonlinear static analysis of reinforced concrete frame. The real behaviour of a structure during an earthquake can be the best simulated using the nonlinear dynamic time-history analysis (THA). The strength and deformation capacity of ductile concrete elements of the multi-storey frame structure is determined by the analysis of moment-curvature based on the expected (adopted) material properties. The nonlinear behaviour of structural elements is idealized by plastic hinges set in pre-selected locations. Since, THA is still too complicated for practical application; the calculation methods based on nonlinear static pushover analysis are used.

Mayuri D. Bhagwat et al. (2014) performed dynamic analysis of multistoried practiced RCC building considering for Koyna and Bhuj earthquake is carried out by time history analysis and response spectrum analysis and seismic responses of such building are comparatively studied and modeled. Two time histories (i.e. Koyna and Bhuj) have been used to develop different acceptable criteria (base shear, storey displacement, storey drifts).

Reinforced concrete buildings have been damaged on a very large scale in Bhuj earthquake of Jan 26th 2001, Even though these buildings are analyzed and designed as per IS code. The damages are caused by inconsistency seismic response, irregularity in mass and plan, soft storey and floating columns etc. Hence it becomes necessary to evaluate actual seismic performance of building subjected to earthquake forces. Time History analysis gives more realistic seismic behavior of the building. It gives more accurately seismic responses than response spectrum analysis because of it incorporates material nonlinearity and dynamic nature of earthquake.

A S Patil et al carried out the study of nonlinear dynamic analysis of ten storied RCC building considering different seismic intensities is carried out and seismic responses such as base shear and displacements of such building are studied. The building under consideration is modeled with the help of SAP2000-15 software. The software is able to predict the geometric nonlinear behavior of space frames under static or dynamic loadings, taking into account both geometric nonlinearity and material inelasticity. Five different time histories have been used considering seismic intensities V, VI, VII, VIII, IX and X on Modified Mercalli's Intensity scale (MMI) for establishment of relationship between seismic intensities and seismic responses. The values of seismic responses namely base shear, storey displacement and storey drifts for all the Time Histories and both the models are found to be of the increased order for seismic intensities varying from V to X. From this study it is recommended that analysis of multistoried RCC building using Time History method becomes necessary to ensure safety against earthquake force. It provides a better check to the safety of structures analyzed and designed by method specified by IS code.

A.R. Chandrasekaran and D. S. Prakash Rao studied on some of the poor planning and construction practices of multistoried buildings in Peninsular India in particular, which lead to irregularities in plan and elevation of the buildings are discussed in this paper. The large scale collapse of reinforced concrete multi-storied buildings (RCMS) in Gujarat (January 2001) could have been avoided by suitable planning, and good constructional practices. Inadequate detailing of columns, seismically unfavourable layouts and weak story at the ground floor appear to be

the primary causes of the structural damage and collapses; ignorance of structural behaviour and non-compliance with building regulations may be the contributory causes.

Mohammed yousuf, P.M. shimpale (2013) performed dynamic analysis of reinforced concrete building with plan irregularity. Four models of G+5 building with one symmetric plan and remaining irregular plan have been taken for the investigation. The analysis of R.C.C. building is carried out with the FE based software ETABS 9.5. Estimation of response such as; lateral forces, base shear, storey drift, storey shear is carried out. Four cross sectional variation in columns section are considered for studying effectiveness in resisting lateral forces. The paper also deals with the effect of the variation of the building plan on the structural response building.

Pralobh S. Gaikwad and Kanhaiya K. Tulani (2015) carried out dynamic analysis of RCC and Steel building with unsymmetrical configuration. For the analysis purpose models of G + 9 stories of RCC and Steel with unsymmetrical floor plan is considered. The analysis is carried by using F.E based software E TABS. Various parameters such as lateral force, base shear, story drift, story shear can be determined. For dynamic analysis time history method or response spectra method is used. If the RCC and Steel building are unsymmetrical, torsional effect will be produce in both the building and thus are compared with each other to determine the efficient building under the effect of torsion.

Hugo Batchmann et al. presented a dynamic nonlinear analysis method for RCC building subjected to earthquake action is presented. Nonlinear elements for modeling of plastic hinges in walls, beams and columns are explained. In numerical example, a capacity designed frame wall building subjected to different ground motion is analyzed, and an evaluation of the ductility demand of the plastic hinges in walls, beams and in slender columns is made.

Romy Mohan and C Prabha studied on two multi storey buildings, one of six and other of eleven storey have been modeled using software package SAP 2000 12 for earthquake zone V in India. Six different types of shear walls with its variation in shape are considered for studying their effectiveness in resisting lateral forces. The paper also deals with the effect of the variation of the building height on the structural response of the shear wall. Dynamic responses under prominent earthquake, El-Centro have been investigated. This paper highlights the accuracy and exactness of Time History analysis in comparison with the most commonly adopted Response Spectrum Analysis and Equivalent Static Analysis. A.M. Mwafy, A.S. Elnashai investigated the applicability and accuracy of inelastic static pushover analysis in predicting the seismic response of RC buildings. The dynamic pushover' idealised envelopes are obtained from incremental dynamic collapse analysis. This is undertaken using natural and artificial earthquake records imposed on 12 RC buildings of different characteristics. The results of over one hundred inelastic dynamic analyses using a detailed 2D modelling approach for each of the twelve RC buildings have been utilised to develop the dynamic pushover envelopes and compare these with the static pushover results with different load patterns.

## II. STRUCTURAL MODELING AND ANALYSIS

The finite element analysis software SAP 2000 is used to create 3D model and run all analyses. The software is able to predict the geometric nonlinear behavior of space frames under static or dynamic loadings, taking into account both geometric nonlinearity and material inelasticity. In this report, a nonlinear time history analysis will be performed on a multi storey RCC building frame considering time history of El Centro earthquake 1940.

**Problem statement:** A 10 storey RCC masonry infilled RCC building is considered. The geometry and dimension of plan are shown below:

Live Load on Typical floors -  $3.5 \text{ KN/m}^2$

Live Load on Terrace –  $1.5 \text{ KN/m}^2$

Column size - 0.5 m X 0.5 m;

Beams size - 0.23 m X 0.45 m

Slab Thickness - 0.150 m;

Brick wall thickness – 0.23m

Density of concrete-  $25 \text{ kN/m}^3$ ;

Density of brick wall-  $20 \text{ kN/m}^3$

Floor to floor height- 3.1 m.

Height of parapet wall-1m

Use M25 concrete and Fe415 steel.

**Load calculations:**

Dead load (self wt.) of slab=  $0.15 \times 1 \times 25 = 3.75 \text{ kN/m}$

Wall load intensity=  $0.23 \times (3.1 - 0.45) \times 20 = 12.19 \text{ kN/m}$

Parapet wall load intensity=  $0.23 \times 1 \times 20 = 4.6 \text{ kN/m}$

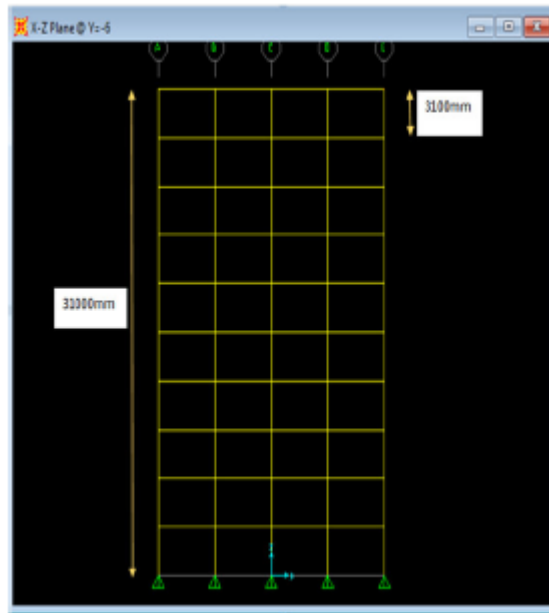


Figure 1: Elevation

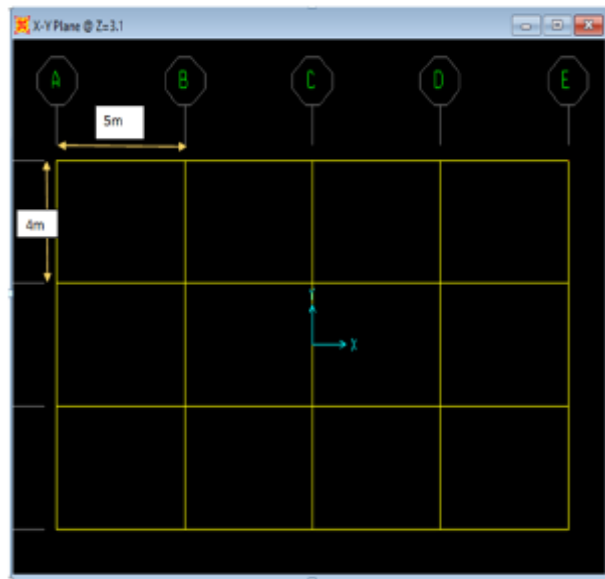


Figure 2: Plan

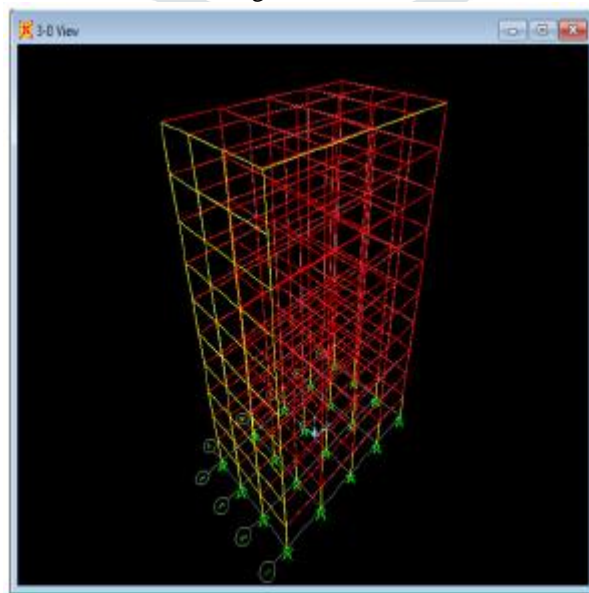


Figure 3: 3D view

The building is modelled as shown in the figures 1,2 and 3.

After modelling, nonlinear time history analysis is performed using El Centro time history. Location: "Imperial Valley" Date: 19th May 1940

Time: 4:39am

Station: "El Centro Array"

Units of acceleration:  $g = 9.81 \text{ m/s}^2$  (acceleration of gravity); Sampling time:  $\Delta t = 0.02 \text{ s}$

**III. RESULTS AND DISCUSSION**

Number of modes considered = 12

Frequency (cycle/sec) =  $1/T$

Circular frequency,  $\omega$  (rad/sec) =  $2\pi/T$  Eigen value =  $\omega^2$

As samples, some results from the software are given in the table 1, 2 and 3 and graphs 1, 2, 3 and 4.

TABLE 1: MODE NUMBER WITH ITS RESPECTIVE PERIOD AND FREQUENCY

OutputCase Text	StepType Text	StepNum Unitless	Period Sec	Frequency Cyc/sec	CircFreq rad/sec	Eigenvalue rad2/sec2
MODAL	Mode	1	1.756787	0.56922	3.5765	12.791
MODAL	Mode	2	1.343198	0.74449	4.6778	21.882
MODAL	Mode	3	1.145968	0.87263	5.4829	30.062
MODAL	Mode	4	0.462572	2.1618	13.583	184.5
MODAL	Mode	5	0.425832	2.3483	14.755	217.71
MODAL	Mode	6	0.366615	2.7277	17.138	293.72
MODAL	Mode	7	0.234265	4.2687	26.821	719.36
MODAL	Mode	8	0.2287	4.3725	27.473	754.79
MODAL	Mode	9	0.205778	4.8596	30.534	932.31
MODAL	Mode	10	0.153629	6.5092	40.898	1672.7
MODAL	Mode	11	0.145029	6.8952	43.324	1876.9
MODAL	Mode	12	0.136608	7.3202	45.994	2115.5

TABLE 2 RESULTS OF BASE SHEAR

Case	Fx (kN)	Fy (kN)	Fz (kN)	Mx (kNm)	My (kNm)	Mz (kNm)
Time History	2528.2	184.59	0.00049	3535.13	55298.88	4280.82

TABLE 3 STOREY DRIFT IN X AND Y DIRECTIONS

Floor	Storey drift in X-dir (m)	Storey drift in y-dir (m)
1st	0.026	0.006
2nd	0.0428	0.011
3rd	0.055	0.014
4th	0.067	0.017
5th	0.076	0.019
6th	0.085	0.021
7th	0.093	0.023
8th	0.099	0.025
9th	0.103	0.026
10th (roof)	0.106	0.027

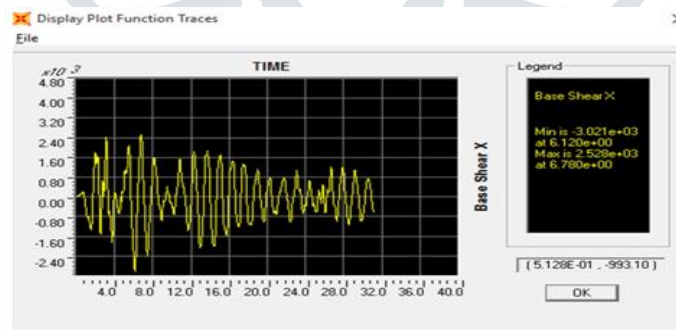


Figure 1: The plot of variation of base shear in x-direction w.r.t time(sec)

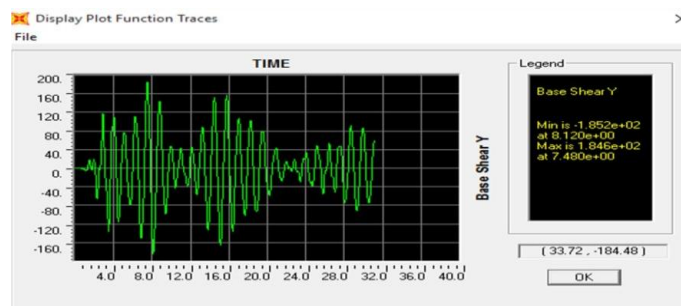


Figure 2: Plot of variation of base shear in y-direction w.r.t time (sec)

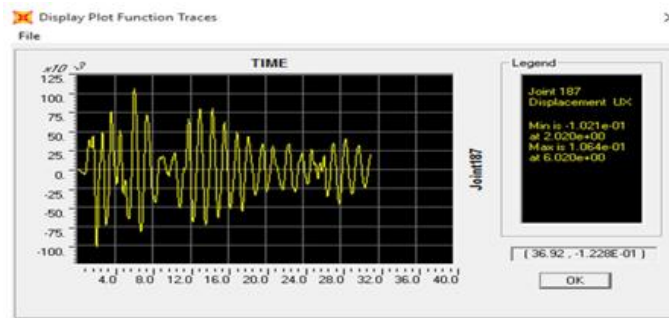


Figure 3: Plot of variation of roof displacement in X-dir w.r.t time (sec)

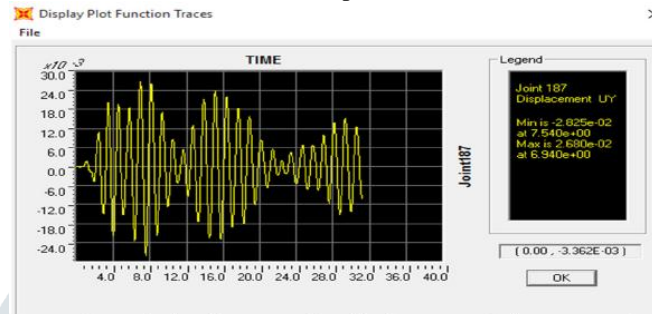


Figure 4: plot of variation of roof displacement in Y-dir w.r.t time (sec) Maximum roof displacement= 0.106 m

As per IS 1893:2002, clause 7.11.1, the storey drift in any storey due to the design lateral force shall not exceed 0.004 times the storey height.  
 Maximum permissible storey drift =  $0.004 \times 31\text{m} = 0.124\text{m}$

#### IV. CONCLUSION

It is observed that storey drift increases from base to top floor. Maximum storey drift is found to be within permissible storey drift range as per IS 1893:2002. The maximum drift obtained for a ten storey building was 0.106m while permissible drift is approximately

0.124 m. The maximum base shear in x and y direction was found to be 2528.2 kN and 184.59 kN respectively. For the analysis purpose basic parameter taken are lateral force, base shear, storey drift, storey shear and results are interpreted. It is recommended that time history analysis should be performed as it predicts the structural response more accurately than the response spectrum analysis.

The numbers of mode shapes considered are 12 and for each mode number the time period, frequency and eigen values are mentioned above. The variation of base shears in X and Y direction with respect to time history of El Centro earthquake is plotted and similarly the variation of storey drift in X and Y direction with respect to time history is also plotted.

#### References

- [1] D. Baldev, D. R. Prajapati, "Panchal study of seismic and wind effect on multi storey r.c.c., steel and composite building," S. Patil and P. D. Kumbhar, "Time history analysis of multistoried rcc buildings for different seismic intensities,"
- [2] Dj. Ladjinovic, A. Raseto, A. Radujkovic & R. Folic, "Comparison of Structural Models for Seismic Analysis of Multi-Storey Frame Buildings,"
- [3] A.R. Chandrasekaran, D. S. Prakash Rao, "Aseismic Design of Multi-storied RCC Buildings,"
- [4] D. Mayuri, D. Bhagwat, P.S. Patil, "Comparative study of performance of rcc multistory building for koyna and bhuj earthquakes,"
- [5] R. K. Bajpai, S. Sharma and M.K. Gupta, "Dynamic analysis on Multistory R.C.C. Framed structures with the help of different software,"