

# Nonlinear analysis on RCC Building having different Shapes of Projection and Vertical Irregularities

<sup>1</sup>Pratik S. Rangani, <sup>2</sup>Vishnuvardhan Nedunuri, <sup>3</sup>Narendra R. Pokar,

<sup>1</sup>P. G. Student of Structural Engineering HJD ITER - Kutch, <sup>2</sup>Asisstant Professor of Civil Engineering Department HJD ITER - Kutch, <sup>3</sup>Structure Engineer - Bhuj.

**Abstract:** In the present scenario, many structures with large hanging or projection parts are planned and constructed for architectural view which creates complexities. Geometry of the structure decides the behavior of structure during earthquake. Structures with large hanging parts are very vulnerable to seismic effect because of load transfer mechanism which is different from regular buildings. In this paper to verify the effect of earthquake force on different projection type modals keeping the projection area different and also mass distribution and geometric orientation of projection is different. Initially building with various heights such as G+4, G+9 and G+14 is modeled then different type of projection at alternate floor is applied and analysed for seismic zone III with the help of ETABS. Result of different models shows the response parameters and its difference are compared graphically to determine behaviour of structure.

**Index Terms – Alternate Floor Projection in building, Symmetrical Shapes, H:Shapes, +:Shapes, H+:Shapes, Asymmetrical Shapes, Response Spectrum, Time History, ETABS.**

## I. INTRODUCTION

Present day construction technology in which leading concern is given for architectural and aesthetic importance. These need shaping most of multistoried buildings having open ground storey as prime feature used for parking area, reception and other needs. Increase in trend of constructing structure to fulfill such type of need leads to irregular structures such as large projection, discontinuity in structural member etc. becomes vulnerable during earthquake. It is tedious procedure of calculation to understand the behavior of structure because even if area of building is same but due to change in mass distribution and geometric orientation affect the behavior of building. Various Parameters such as soil condition, geographical location and seismic zone factor affect the structure due to ground vibration and lateral force.

In modern days there is different computer aided analysis and designing software are available. In past study work has been carried out for floating column but to understand the response structure due to discontinuity in structural member and large projection, hypothetical modeling developed and analyzed with the help of ETABS software. Attempt has been made to create hypothetical situation and compare the response of three symmetrical and one asymmetrical buildings having alternate floor projection with different geometric orientation.

By creating virtual model in ETABS software different projection combinations are applied due to difference in geometry and predict the behavioral change and for such complex and unsymmetrical structure Response Spectrum and Time History method is required.

## II. OBJECTIVES

- To check response of alternate floor projection effect on structure in three symmetrical shapes (+, H, combined +H) and one asymmetrical shape (+)
- To evaluate the response by Response Spectrum Analysis for zone-III and for hard and medium soil condition as well as Non-Linear Time History Analysis.
- To obtain parameter like Maximum Storey Displacement, Base Shear, Drift and compared with each different shape of projection.

## III. LITERATURE REVIEW

<sup>4</sup>Kishalay Maitra, N. H. M. Kamrujjaman Serker investigated that in different cases of the building by varying the location of floating column and increasing the column size result showed storey displacement increased by 56.96% in floating column building compared to normal building also torsional irregularity found when floating column was introduced asymmetrically.

<sup>3</sup>Kirankumar Gaddad, Vinayak Vijapur investigated that displacement is 6% and storey shear is 9% increase in floating column at base also displacement is 45% and storey shear 40% decreased in shear wall at corner and also it is decreased 40% and 31% respectively in combined floting column and shear wall model.

<sup>6</sup>Suvradeep Saha, investigated that structure with different projection have different parameter because of difference in mass and geometric orientation also storey drift and base shear is increased about 3% to 19% in H and H+ shape compared to + type shape.

<sup>11</sup>Vinod Kumar Meena, Dr. Om Prakash, Avinash Kumar Mishra investigated that variation in the moments of beam and column depend on the location of building also it can concluded that the location of most critical storey is at 50% height of the structure; at 7m in 14m building (G+3), at 10.5m 21m height building (G+5).

## IV. METHODOLOGY

In present work the analysis of following structure with different projection combination at alternate floor has been carried out with 5 storey, 10 storey and 15 storey.

- i) Regular structure without projection (Square Building)
- ii) Symmetrical structure (Square building) combined with three different projection combination at alternate floor (Plus +, H, combined +H)
- iii) Asymmetrical structure with projection at alternate floor (plus shape)

The plan areas of the all structures are different when projection is applied also there is change in mass distribution and geometrical orientation. The beam and column dimensions are same in similar storey building for the analysis and also the material properties such as Poisson ratio, Density of RCC, Density of Masonry, Young's modulus, Compressive strength of Steel and Concrete etc. are kept constant in all buildings.

Following are the method of analysis used for present study to understand the behavior of structure with different shapes of large projection at alternate floor

- Response Spectrum Analysis
- Time History of 2001 – Bhuj Earthquake

The parameter consider are Base Shear, Displacement, Drift to compare the behavioral change in different structure due to Projection at alternate floor.

## V. PROBLEM FORMULATION

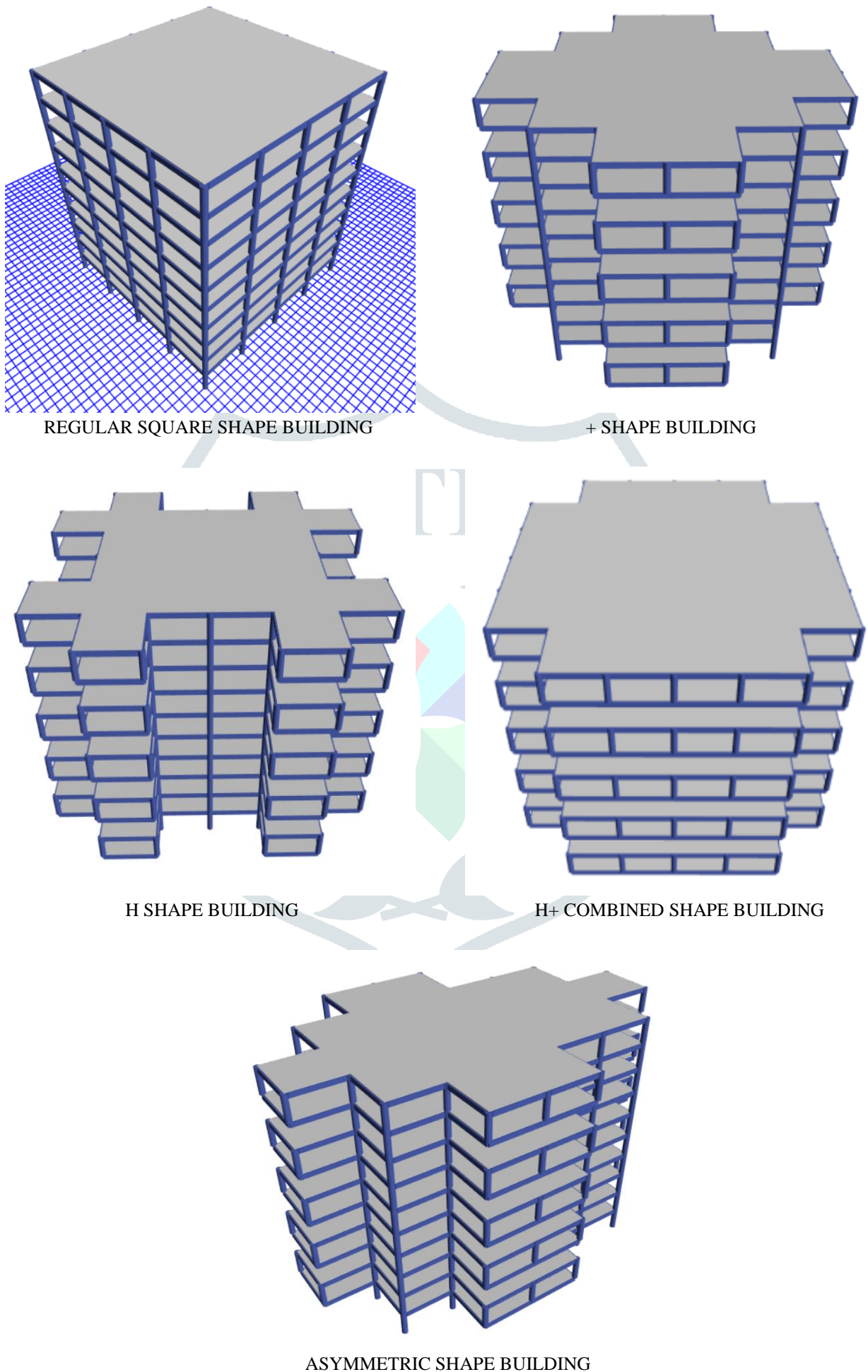
A square symmetric structure is taken as initial model for 5, 10 and 15 storey building on which three types of projection at alternate floor (+, H, combined +H) has been applied. The dimension of the initial square structure is 24m X 24m on 6m X 6m grid and each panel of projection is 6m X 6m is applied on it. Similarly the dimension of asymmetrical shape initially taken as 30m X 18m on 6m X 6m grid and each projection panel 6m X 6m is applied in such way that it becomes asymmetric.

- **Structure and Section Details:**

<b>Regular Building without projection</b>	
Plan Dimension	24m X 24m
No. of Bays in X-Axis	4
No. of Bays in Y-Axis	4
<b>Symmetrical Building with Projection(+, H, +H)</b>	
No. of Bays in X-Axis	6
No. of Bays in Y-Axis	6
<b>Asymmetrical Building with Projection(+)</b>	
No. of Bays in X-Axis	7
No. of Bays in Y-Axis	5
<b>General Specification</b>	
Width of single bay in both axis	6m
Height of the floor	3m
Grade of Steel	Fe500
Grade of Concrete	M35
Live Load	3 KN/m <sup>2</sup>
Floor Finish	1.5 KN/m <sup>2</sup>
Seismic Zone	III
Soil Condition	Hard and Medium
Importance Factor (I)	1
Response Reduction Factor (R)	5

Storey	5 storey	10 storey	15 storey
Beam	300mm X 525mm	300mm X 550mm	400mm X 625mm
Column(circular)	575mm	650mm	700mm
Slab Thickness	140mm	140mm	140mm
Panel Size	6m X 6m	6m X 6m	6m X 6m

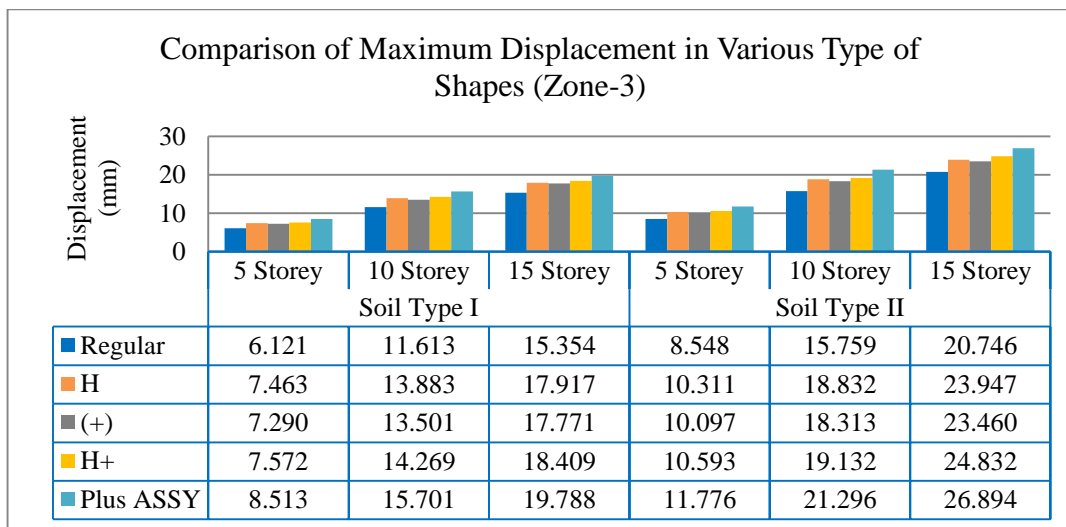
Following are the structures with different shapes of projection at alternate floor has been carried out with 5 storey, 10 storey and 15 storey.



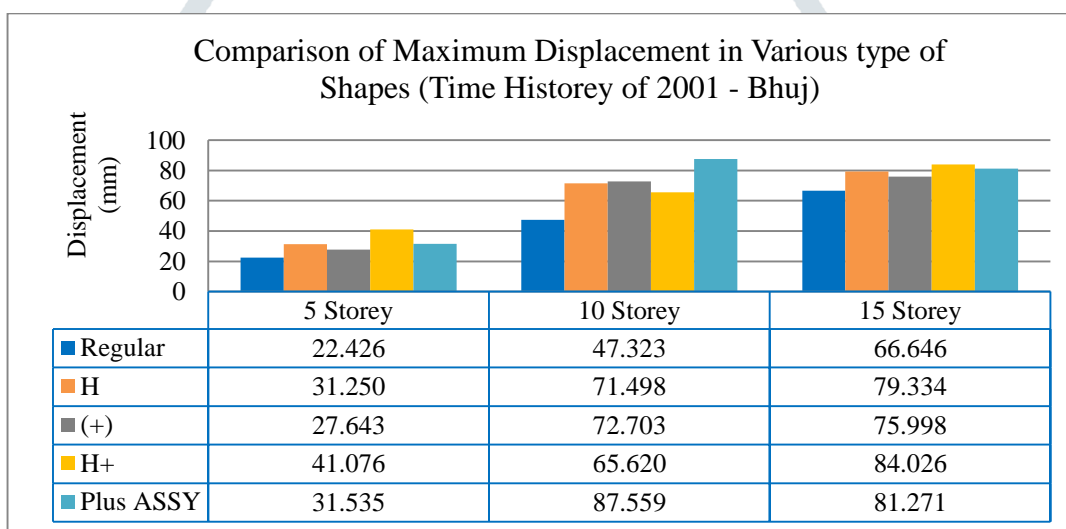
**V. RESULTS**

Following are the results of 5, 10 and 15 storey buildings with different projection combination at alternate floor.

• **Maximum Storey Displacement**

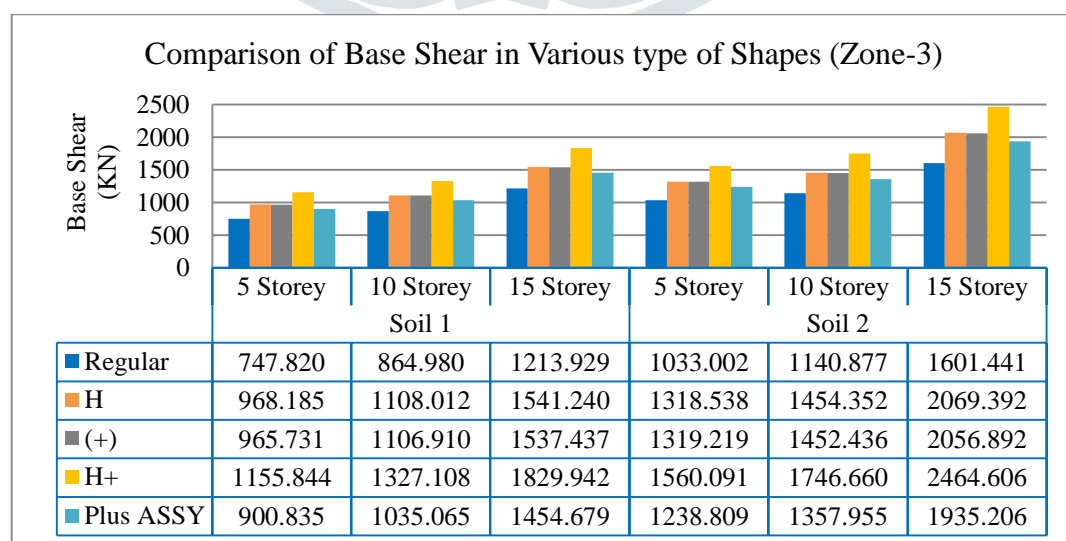


**Maximum Storey Displacement of 5, 10 and 15 Storey**

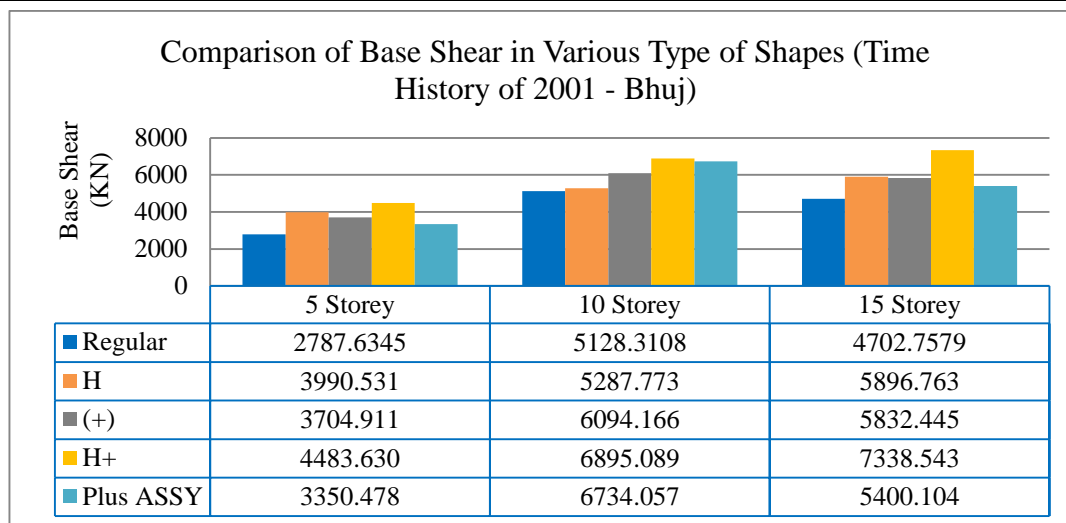


**Maximum Storey Displacement of 5, 10 and 15 storey**

• **Base Shear**

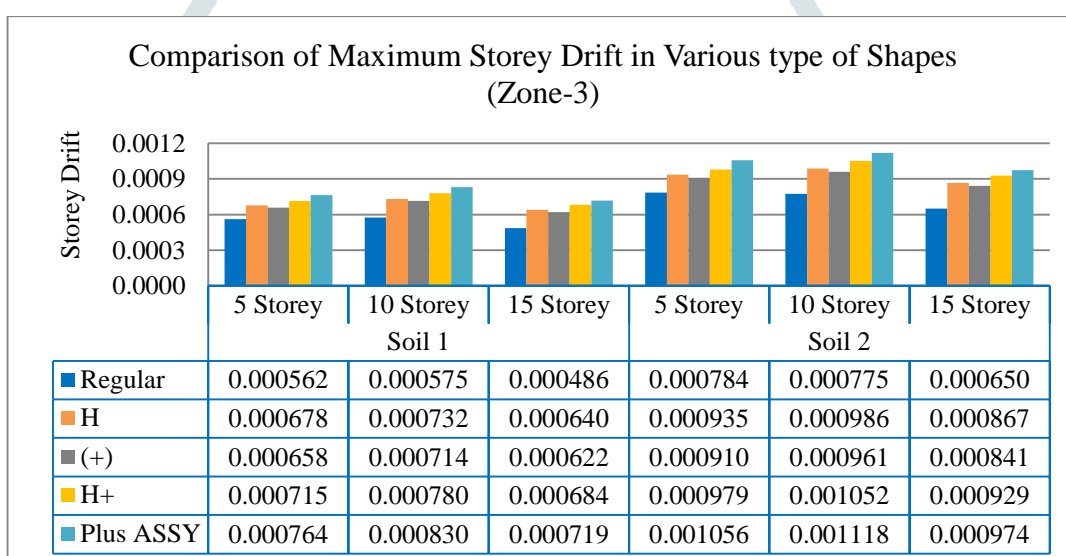


**Base Shear of 5, 10, and 15 Storey**

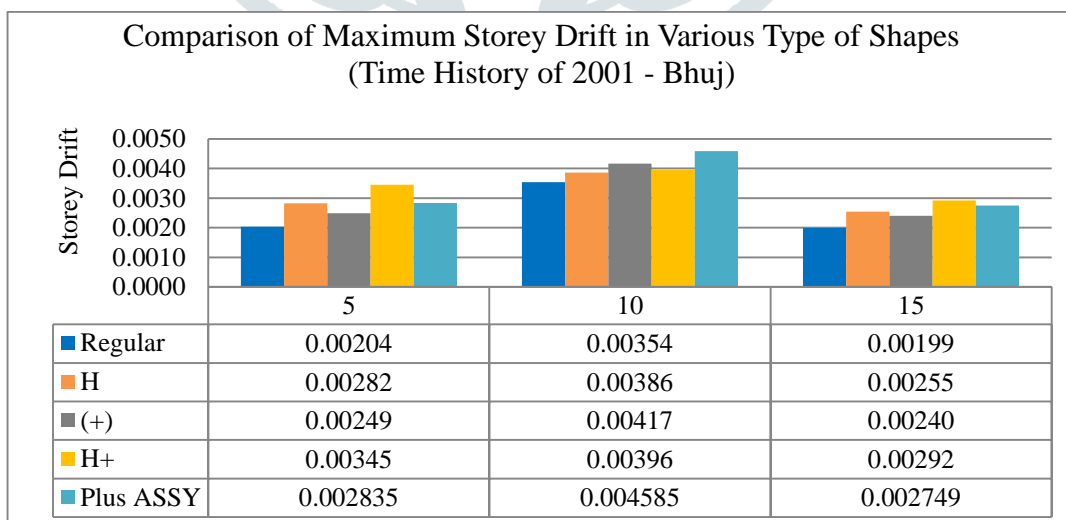


**Base Shear of 5, 10 and 15 Storey**

**• Storey Drift**



**Storey Drift of 5, 10 and 15 Storey**



**Storey Drift of 5, 10 and 15 Storey**

**VI. CONCLUSION**

- The displacement for Response spectrum analysis increases up to 21.96%, 19.10%, 23.71% and 39.08% respectively for H,+, H+ combined and asymmetric + shape compared to regular building of 5 storey for hard soil and change in result for medium soil is around 2%.
- The displacement for Response spectrum analysis increase up to 19.55%, 16.26%, 22.87% and 35.20% respectively for H, +, H+ combined and asymmetrical + shape compared to regular building of 10 storey for hard soil and change in result for medium soil is around 1.5%.

- The displacement for Response spectrum analysis increase up to 16.69%, 15.74%, 19.89% and 28.88% respectively for H, +, H+ combined and asymmetrical + shape compared to regular building of 15 storey for hard soil and change in result for medium soil is around 2%.
- In Time history analysis least displacement result found in + shape of 5 storey and H+ shape of 10 and 15 storey building compared to regular building.
- It is found that result of maximum base shear obtained by Response spectrum analysis is increases about 52% to 55% in H+ shape, 27% to 30% in H shape and plus shape also about 20% in asymmetrical + shape compared to regular building for all 5, 10 and 15 storey with both I and II soil condition.
- It is found that result of maximum base shear obtained by Time history analysis is increases about 60.84%, 34.45% and 56.04% in H+ Shape building respectively of 5,10 and 15 storey compared to regular building.
- The storey drift for RS analysis increases up to 20.64%, 17.08%, 27.22% and 35.94% respectively for H, +, H+ and asymmetric plus shape compared to regular building of 5 storey for hard soil and change in result for medium soil is around 2.5%.
- The storey drift for RS analysis increases up to 27.30%, 24.17%, 35.65% and 44.35% respectively for H, +, H+ and asymmetric plus shape compared to regular building of 10 storey for hard soil and change in result for medium soil is around 0.5% to 1%.
- The storey drift for RS analysis increases up to 31.69%, 27.98%, 40.74% and 47.94% respectively for H, +, H+ and asymmetric plus shape compared to regular building of 15 storey for hard soil and change in result for medium soil is around 2%.
- In time history analysis least storey drift result found in plus shape compared to other shapes with regular building of 5, 10 and 15 storey.

## REFERENCES

1. Deekshitha R, Dr. H. S. Sureshchandra. "Analysis of Multistorey Building with and without Floating Column" International Journal of Engineering Research and Technology, ISSN 2278-0181 Vol:06, Issue:06, June-2017
2. Isha Rohilla, S. M. Gupta, Babita Saini. "Seismic Response of Multistorey Irregular Building with Floating Column" International Journal of Research in Engineering and Technology, Vol:04, Issue:03, March-2015
3. Kirankumar Gaddad, Vinayak Vijapur. "Comparative Study of Multi Storey Building with and without Floating Columns and Shear Walls" International Research Journal of Engineering and Technology, Vol:05, Issue:07, July-2018
4. Kishalay Maitra, N. H. M. Kamrujjaman Serker. "Evaluation of Seismic Performance of Floating Column Building" American Journal of Civil Engineering, Vol:06, Issue:02, April-2018
5. Meghna B.S., T.H. Sadashiva Murthy. "Effect of floating column Behaviour of Composite Multistoried Building Subjected to Seismic Load" International Research Journal of Engineering and Technology, Vol:03, Issue:06, June-2016
6. Suvradeep Saha. "Projection Effect on Seismic Response of Square Symmetric Structure", International Research Journal on Engineering and Technology, ISSN 2321-7308 Vol:05, Issue:04, April-2018
7. Sasidhar T, P. Sai Avinash, N. Janardan. "Analysis of Multistoried Building with and without Floating Column" International Journal of Civil Engineering and Technology, Vol:08, Issue:06, June-2017
8. Shreyans Kumar Jain, Prof. Nidhi Gupta. "Seismic Response of RC Framed Multi-Storey Building with Floating Column" International Journal of Engineering Science & Research Technology, Vol:06, Issue:02, Feb-2017
9. Sabari S., Mr. Praveen J.V. "Seismic Analysis of Multi-storey Building with Floating Column" International Journal of Civil and Structural Engineering Research, ISSN 2348-7607, Vol:02, Issue:02, October-2014
10. Vatsal Sompura, Pravin L. Hirani, Narendra R. Pokar. "Linear and Non-Linear Analysis on RCC Building Having Different Shapes of Projection" Journal of Emerging Technologies and Innovative Research, Vol:06, Issue:04, April-2019
11. Vinod Kumar Meena, Dr. Om Prakash, Avinash Kumar Mishra. "Seismic Response Evaluation of RC Frame Building with Floating Column" International Journal of Engineering and Management Research, Vol:06, Issue:02, April-2016