# Classification Methods for Big Data Analytics

J.Sukanya[1] , Dr.K.Rajiv Gandhi[2], Dr. V. Palanisamy[3]

[1] Research Scholar, Alagappa University,Karaikudi

[2]Department of Computer Science, Alagappa University Model Constituent College of Arts and Science, Paramakudi,

[3]Department of Computer Applications, Alagappa University, Karaikudi

*Abstract*

Huge information came into reality on the grounds that the prior advancements can't convey such huge measure of information from self-administering sources. Huge Data is generally characterized into three primary sorts, which are- Structured, Unstructured and Semi-organized. To track down the significant and exact information from huge unstructured information will be a troublesome assignment for any client. With the assistance of order techniques unstructured information can be transformed into coordinated structure therefore that any client can get to the necessary information without any problem. These characterization procedures can be applied ludicrous conditional information bases to give information administrations to clients from gigantic volume of informational collections.

Classification is one of the pieces of AI and there are two general classes one is regulated and other one is solo course of action. In this paper endeavored to consider the distinctive request methods for huge data examination. This paper includes the utilization of different characterization procedures and gives a similar investigation of significant grouping strategies. The principle aim of the paper is to feature critical procedures and innovations that are normally utilized during the time spent for classification for large information.

Keywords:Big Data, Classification Methods, Machine Learning.

## I. INTRODUCTION

The volume of information that information researchers need to deal with at times surpasses more than a large number of lines and it turns out to be too drawn-out to even think about planning for the work, though doing it. That is the point at which these advances become interdisciplinary. With AI and man-made consciousness, an information researcher can make their work of cycle Big Data without any problem. Considering the volume of informational indexes, programming models and regular data sets end up being less powerful. This is actually when AI can be applied to Big Data. Three fundamental classes of ML are regulated, unaided, and support learning [12], which is finished during "information preprocessing," "learning," and "assessment stage." Preprocessing is identified with change of crude information into right structure that can be conveyed in learning stage, which contains a few levels like cleaning the information, separating, changing, and joining it. In the assessment stage, informational index will be chosen, and assessment of execution, factual tests, and assessment of mistakes or deviation happen. Prescient investigation offered by enormous information examination chips away at creating prescient models to dissect huge volume information both organized and unstructured with the objective of distinguishing covered up examples and relations between factors in not so distant future [13].

## II . RELATED WORK

Zardari et al. [1] presented an approach of data classification based on data confidentiality. The KNN algorithm is used to classify the data according to the security needs. It classifies the data into the sensitive and non-sensitive form which clearly presents the need of security to the data.

Shaikh et al. [2] proposed a classification method which works on the basis of different parameters. These parameters define the different dimensions. The data security can be provided according to the level and required protection. The proposed method solves the issue of data leakage and privacy protection. Zardari et al. [3] proposed the K-nearest neighbor classifier for providing data confidentiality in the cloud- based data. The approach is applied to the virtual cloud and it classifies the data according to the security needs of it. KNN classifier classifies the data into two classes that are sensitive and non-sensitive data.

Kiong et al. [4] suggested that the global features class-independent whereas the local features are dependent on the features. It also presented that the local dictionaries are known to be classindependent.lexicons while worldwide lexicons are class autonomous. The best technique basedon text categorization is acquired utilizing blend of both local dictionaries and local features.

Isa et al. [5] proposed new order approach utilizing SVM classifier at the back end and naïve Bayes method at the front end to characterize the records to the correct classification. This hybrid of SVM classifier and Naive Bayes vectorizer improved classification-based accuracy contrasted with a technique named pure naive Bayes classification.

## III. CLASSIFICATION METHODS FOR DATA ANALYTICS

*Supervised Classification*: This learning is prepared using named, for example, an information where the ideal yield is known. Administered learning gives dataset comprising of the two highlights and marks. The errand of regulated learning is to build an estimator which will almost certainly foresee the name of an article given the arrangement of highlights. The managed calculation gets a lot of highlights as contributions alongside the relating right yields, and the calculation learns by contrasting its genuine out-put and right yields to discover mistakes. It at that point adjusts the model accordingly [6].

*Naive Bayes Classifier (Generative Learning Model*)**:** This grouping system dependent on Bayes' Theorem. In basic terms, a Naive Bayes accept that some other element present in some other class isn't identified with the specific present component in a class.

$$P\ (c\ x) = \frac{\mathbf{P(x \mid c)P(c))}}{\mathbf{P(x)}}$$

Credulous Bayes display is anything but difficult to make and especially helpful for extremely vast information sets [7].

*Logistic Regression (Predictive Learning Model*): It is a statistical method for analyzing a data set in which there are more independent variables that de- termine an outcome. The outcome is measured with a divided variable (in that there are only two possible out-writing
recognition etc.

$$Y_i = \beta_0 + \beta_1 X_i + \varepsilon_i$$

*SVM* **:** It is a non-probabilistic binary linear classifier. For a training set of points (xi; yi) where x is the feature vector and y is the class, we want to find the maximum-margin hyperplane thatdivides the points with yi = 1 and yi =1[7][8]

*Decision Trees***:** Decision tree used to build models of classification or regression in the form of a tree structure. It divides a data set into smaller and smaller subsets while at the same time an associated decision tree is incrementally developed. A tree with decision nodes and leaf nodes isthe final result. A decision subject node has two or more branches and a leaf node is used to represent a classification or decision. The decision node present at the top in a tree which corresponds to the best predictor called root node. Decision trees can handle both numericaland categorical data.

*KNN:* This algorithm is used to store the exist- ing cases and use these cases for the future classification on the basis of similarity. It is mostly used in pattern recognition and statistical estimation. It classifies the data according to the closest neighbor class [9].

*Random Forest:* Random forests or random decision forests are method for arrangement, relapse and different assignments that work by building a multi-tude of choice trees at preparing time and yielding the class that is the grouping or relapse of the individual trees. Irregular choiceright for de-cision trees' propensity for over fitting to preparing set.

$$H=-p(x)\log p(x)$$

*Neural Network:* A neural network comprises of neurons, masterminded in layers, which convert an info vector into some yield. Every neuron takes an info, aphandles a capacity to it and after that passes the yield on to the following layer. The systems are characterized to be feed-forward: a neuron bolsters its yield to every one of the neurons on the following layer, yet there is no input to the previous layer. Weightings are connected to the signs passing starting with one neuron then onto the next. The grouping is a directed learning approach that is utilized for AI and measurements.

*Semi-Supervised learning* is a system that utilizes unlabeled information for preparing. It falls between unsupervised learning and managed learning. Numerous analysts have discovered that unlabeled information, when utilized related to a little measure of named information, can create consider-capable improvement in learning exactness over unsupervised adapting, yet without the time and costs required for administered learning.

*Unsupervised Learning:* utilized information that has no authentic names and the objective is to investigate the information and discover likenesses between the objects. It is the system of finding marks from the information itself. Unsupervised learning functions admirably on transactional information, for example, recognize fragments of clients with comparable characteristics who would then be able to be dealt with similarly in promoting efforts. In these learning algorithms takes in few highlights from the information. At whatever point new information is presented, it utilizes the recently learned highlights to perceive the class of the information. It is primarily utilized for grouping and highlight reduction [10].Deep Learning Deep Learning and neural networks is also utilized for the processing of the natural languages which help machine to understand the natural languages used by human beings to take commands or queries and perform the multiple tasks given to sys- tem. In this process multitasking learning used as the input under goes six different tasks in which its syntactic role is checked, each word is given unique tag, atomic elements are labeled, and language model is checked with semantics related words. Deep learning in neural networks is help for other different kinds of learning like supervised learning.

*Recurrent Neural Networks:* It is a network of neuron-like nodes, each with a directed connection to every other node. In RNN, hidden state denoted by ht acts as memory of the network and learns contextual information which is important for classification of natural language. The output at each step is calculated based on the memory ht at time t and current input xt. The main feature of an RNN is its hidden state, which captures sequential dependence in information. We used Long Term Short Memory (LSTM) networks in our experiments which is a special kind of RNN capable of remembering information over a long period of time[11].

$$a(t) = b + Wh(t-1)\ Ux(t)$$

$$h(t) = \tan h(a(t)$$

$$o(t) = c + V\ h(t)$$

Dynamic Programming is a vital for Supervised Learning as well as Reinforcement Learning with Neural Networks. Things like pattern matching, image partitioning and object detection are easily done by GPU based convolutional Neural networks. Supervised learning uses large datasets to analysis and get neural network which is able to get efficient output. However if a convolution layer is removed, it will directly affect performance of network.

*CNN (Convolutional Neural Networks)* **:**Convolution Neural Networks or CNNs are a type of neural networks which involve layers called convolution layers which can interpret special data. A convolution layers has a number of filters or kernels which it learns to ex- tract specific types of features from the data. The kernel is a 2D window which is sided over the input data performing the convolution operation. We use tempo- ral convolution in our experiments which is suitable for analyzing sequential data like tweets. [10].

*Clustering:* Clustering is a main task of data analysis and data mining applications. Clustering is the task of grouping a set of objects in such a way that objects in the same group (called a cluster) are more similar to each other than to those in other groups (clusters).The frequently used algorithm are in Clustering are Hierarchical, Partitioning, Density, Grid based algorithms and Graph Based Algorithm.

*Vector quantization:* Vector quantization (VQ) is a classical quantization technique from signal processing that allows the modeling of probability density functions by the distribution of prototype vectors. It was originally used for data compression. In vector quantization, a vector is selected from a finite list of possible vectors to represent an input vector of samples. ... Each input vector can be viewed as a point in an n-dimensional space.

## IV. TECHNOLOGIES USED FOR BIG DATA

Information Analysis is a cycle of gathering, changing, cleaning, and displaying information with the objective of finding the necessary data. The use of enormous information investigation in medical services has a ton of positive and furthermore life-saving results. Generally, enormous style information alludes to the immense amounts of data made by the digitization of everything that gets united and dissected by explicit innovations.

Edge Computing

In streaming investigation, the IoT pattern is additionally producing revenue in edge registering. Somely, edge processing is something contrary to distributed computing. Rather than sending information to a unified worker for investigation, edge figuring frameworks examine information extremely near where it was made at the edge of the network.The benefit of an edge-processing framework is that it diminishes the measure of data that should be communicated absurd, hence lessening network traffic and related expenses. While the market for edge registering, and all the more explicitly for edge figuring investigation, is as yet growing, a few examiners and investors have started considering the innovation the "following huge thing."

**Streaming Analytics**

Streaming examination with the capacity to dissect information as it is being made is something of a sacred goal. They are searching for arrangements that can acknowledge contribution from various dissimilar sources, measure it, and return bits of knowledge promptly — or as near it as could be expected. This is especially alluring with regards to new IoT organizations, which are assisting with driving the interest in streaming large information investigation.

**Artificial Intelligence**

With tremendous measures of information to pull from, alongside scientific outcomes from past questions, man-made reasoning will actually want to give precise future forecasts dependent on recent developments, and one could contend that climate expectation models are a type of man-made consciousness. Further, AI self control business examination by distinguishing likely issues or issues that probably won't be identified by people.

**In-memory Databases**

The reception of in-memory processing is expanding as organizations look for fast and simple admittance to information and examination to educate numerous business choices. Utilizing in-memory figuring offers the experiences they need to build effectiveness in activities, accounts, advertising, and sales.As upgrades in-memory processing happen, it is getting more moderate and simpler to execute, making inescapable appropriation unavoidable later on.

**Data Lakes**

Advances in information disclosure, information indexes, information virtualization, controlled replication, joining, all parts of administration, unavoidable security, AI apparatuses and runtimes, modest capacity and register too as open-source would all be able to assist with following through on the idea and vision of the information lake. IBM Cloud Pak for Data is a Data and AI stage, microservices offering, that pre-incorporates large numbers of the capacities expected to help convey information lake projects that help numerous types of organized and unstructured information and its handling.

**Blockchain**

As a top choice with forward-looking investigators and investors, blockchain is the conveyed data set innovation that underlies Bitcoin computerized money. The special element of a blockchain data set is that whenever information has been composed, it can't be erased or changed afterward. Moreover, it is exceptionally secure, which settles on it an amazing decision for large information applications in delicate ventures like banking, protection, medical care, retail, and others. Blockchain innovation is as yet in its earliest stages and use cases are as yet creating. Nonetheless, a few merchants, including IBM, AWS, Microsoft, and different new companies, have carried out trial or starting arrangements based on blockchain innovation.

**NoSQL Databases**

Data set executives to question, control, and deal with the organized information put away in social data set administration frameworks (RDMSes). Then again, NoSQL information bases store unstructured information and giving quick execution. This implies that it offers adaptability while taking care of a wide

assortment of datatypes everywhere volumes. A few instances of NoSQL information bases incorporate MongoDB, Redis, and Cassandra.

## V. CLASSIFICATION TYPES IN MACHINE LEARNING

Choosing a class name for entering examples is part of the classification predictive modeling method. Binary classification refers to predicting one of two groups, while multi-class characterization refers to predicting one of many classes. Multi-mark grouping includes anticipating at least one classes for every model and imbalanced order alludes to characterization errands where the appropriation of models across the classes isn't equivalent. Coming up next are the distinctive classification types

- ✓ Classification Predictive Modeling
- ✓ Binary Classification
- ✓ Multi-Class Classification
- ✓ Multi-Label Classification
- ✓ Imbalanced Classification

### Classification Predictive Modeling

A model will use the readiness dataset and will discover how to best guide occasions of data to unequivocal class names. In that limit, the readiness dataset ought to be enough illustrative of the issue and have various occasions of each class mark. Class names are routinely string regards, for instance "spam," "not spam," and ought to be wanted to numeric characteristics before being given to an estimation to showing. This is often suggested as name encoding, where an exceptional number is assigned to each class name, for instance "spam" = 0, "no spam" = 1.

### Binary Classification

The binary assignments include one class that is the typical state and another class that is the unusual state. The class for the ordinary state is doled out the class mark 0 and the class with the strange state is relegated the class name 1.

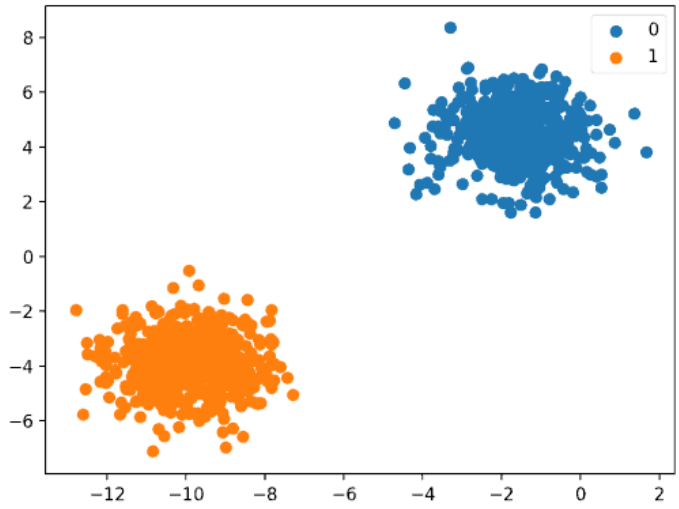


Fig.1 Scatter Plot of Binary Classification

Fig.1 shows that a scatter plot is created for the input variables in the dataset and the points are colored based on their class value

**Multi-Class Classification**

Multi-class arrangement alludes to those order assignments that have in excess of two class marks. The quantity of class names might be enormous on certain issues. For instance, a model may anticipate a photograph as having a place with one among thousands or a huge number of countenances in a face acknowledgment framework. Issues that include anticipating an arrangement of words, for example, text interpretation models, may likewise be viewed as an uncommon kind of multi-class characterization. Fig.2 portrays a dissipate plot is made for the information factors in the dataset and the focuses are hued dependent on their group esteem.

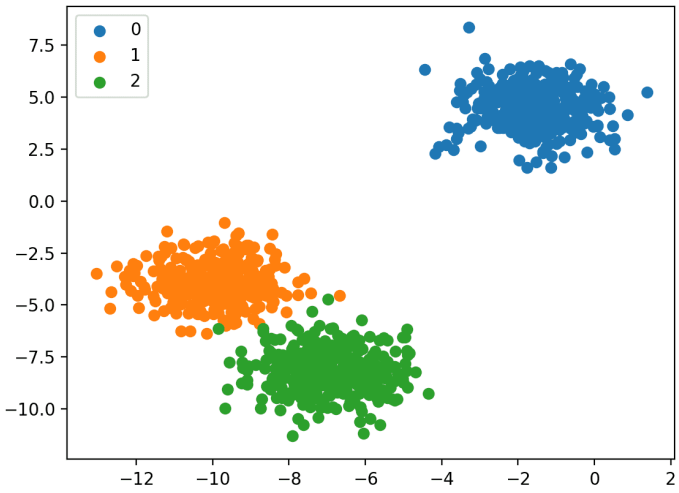


Fig 2. Scatter Plot of Multi-Class Classification

**Multi-Label Classification**

Multi-label classification alludes to those grouping undertakings that have at least two class names, where at least one class names might be anticipated. Arrangement calculations utilized for parallel or multi-class order can't be utilized straightforwardly for multi-label grouping. Specific forms of standard characterization calculations can be utilized, alleged multi-name variants of the calculations, including:

- Multi-label Decision Trees
- Multi-label Random Forests
- Multi-label Gradient Boosting

**Imbalanced Classification**

Imbalanced classification includes the arrangement errands where the quantity of models in each class is inconsistent appropriated. Commonly, imbalanced order undertakings are parallel arrangement assignments where most of models in the preparation dataset have a place with the ordinary class and a minority of models has a place with the unusual class. Fig. 3 shows that a dissipate plot is made for the information factors in the dataset and the focuses are shaded dependent on their group esteem

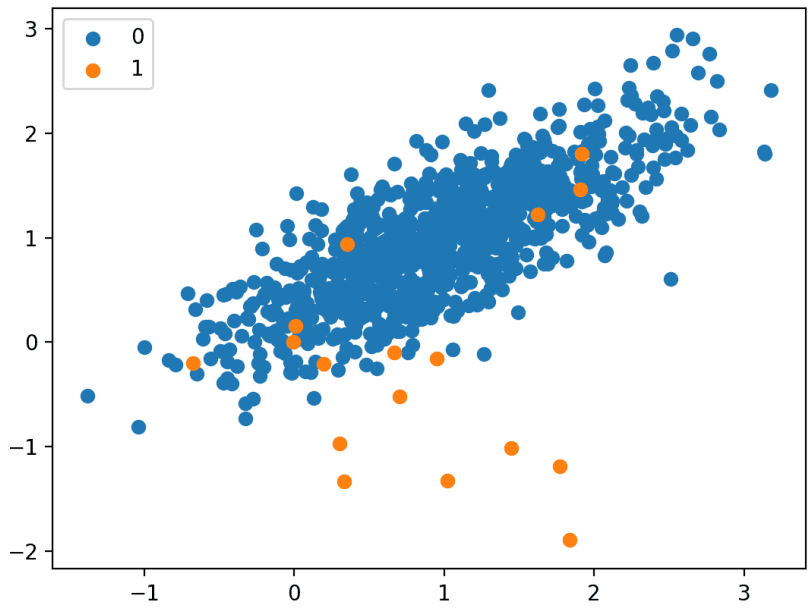


Fig.3.Scatter Plot of Imbalanced Binary Classification

## VI. CONCLUSION

In this paper we gave the summary of classification algorithms like Decision Tree, Rule based classification, Naïve Bayes classifier, logistic regression, KNN, CNN and SVM. Big data is extremely large. These methods can be used to organize all kinds of user needs. We have discussed about different performance measures to classify the data along with the different tools to perform classification algorithms on the era of big Data.

## REFERENCES

1. *A S, L W, CF A (2008) A comprehensive comparison of random forests and support vector machines for microarray-based cancer classification. BMC Bioin- formatics 2008(9)*
2. *Balabanovic M (1997) Shoham Y.: FAB; "Content- based, Col-laborative Recommendation"*
3. *Brücher H, Knolmayer G, Mitter-mayer MA (2002) Document Classification Methods for Organizing Ex- plicit Knowledge. In: Engehaldenstrasse 8, CH - 3012, Research Group Information Engi-neering, Institute of Information Systems, University of Bern, Bern, Switzerlan*
4. *Ji R, Cao D, Zhou Y, Chen F (2016) Survey of visual sentiment prediction for social media analysis,. Front Comput Sci 10(4):602–611*
5. *Ji SL (2016) Donglin Cao, Rongrong Ji, Dazhen Lin, "Visual sentiment topic model based microblog image sentiment analysis,". Springer 75(15):8955–8968*
6. *Krizhevsky A, Sutskever I, Hinton G (2012a) Ima- geNet classification with deep convolutional neural networks,*

7. *Krizhevsky A, Sutskever I, Hinton GE (2012b) Ima- genet classification with deep convolutional neural networks*
8. *Li CH, Park SC (2009) An efficient document classifica- tion model using an improved back propagation neu- ral network and singular value decomposition" Ex- pert Systems with Applications Lin Y (1999) Support Vector Machines and the Bayes Rule in Classification*
9. *M P, Billsus D (1997) " Learning and Revising User Pro-files", The Identification of* Interesting *Web Sites. Machine Learning 27(3):313–331*
10. *Myllymaki P, Tirri H (1993) Bayesian Case-Based Rea- soning with Neural Network, vol 1*
11. *N BYI (2002) "Combining Multiple KNN Classifiers Text Reducts for Categorization by. LNCS 2534:340– 347*
12. *Mutlag AA et al. Enabling technologies for fog computing in health care IoT systems. Future Generation Computer Systems. 2019;90:62-78*
13. *Wang Y, Hajli N. Exploring the path to big data analytics success in healthcare. Journal of Business Research. 2017;70:287-299*
14. https://machinelearningmastery.com