

Raitha Samparka Kendras information dissemination to the farmers in Belagavi District of Karnataka State: A study

Dr. Bhavanishankar Naik B.
Assistant Librarian
Rani Channamma University,
Belagavi-591156.

(Abstract: There are significant exercises gained from investigation of this interaction. Content administration and advancement through RSKs are imperative to inspect in light of the fact that, agrarian extensional administrations would have the option to expand the productivity and viability in ranch the executives. However, there are numerous different administrations working in Karnataka for horticulture expansion, RSKs are working for farmers at net root level and it is attempting to connect information hole of the farmers)

(Keywords: Raitha Samparka Kendra, Information, Farmers, Agriculture, dissemination)

Introduction:

In Karnataka Raitha Samparka Kendra (RSK) has been assuming a conspicuous part to arrive at numerous farmers with ideal and open substance. In any case, the substance that the RSKs convey has more significance in case it is confined and setting explicit, as this works on the worth and activity capacity of the data, which can critically affect ranch the executives. The limitation of content is impacted by how the RSKs program access, apply, and convey the substance. This paper looks at the substance advancement and the executives' interaction of RSKs in Karnataka farming. RSKs assume an unmistakable part in information the executives for farming in country vocation. The viability of RSKs will improve with concentrated movement at Panchayat level with computerized agrarian data and master inputs.

Dissemination of information can assume an urgent part in improving agricultural efficiency and resolving the issue of food security in country. On the off chance that appropriately oversaw, it empowers suitable information and data to arrive at information mediators and little holder ranchers in an opportune way. Such ideal scattering of data without a doubt diminishes the danger and vulnerability of smallholder ranchers. In any case, to proficiently participate in agrarian data the board, sufficient components are fundamental for producing, catching and scattering information and data using successful cycle and institutional game plans. Wellspring of farming data incorporates logical examination and furthermore native information.

Raitha samparka kendras was established by the Government of Karnataka under service of Agriculture and Co-operation during 2000-01 to give successful Agricultural expansion administrations to Farmers. This was imagined to satisfy the developing needs of cultivating local area to receive the most recent innovations. Raitha Mitra Yojane was carried out in the State since 2000-01. Raitha Mitra Yojane, an interest driven Agricultural Extension Framework which supplanted the previous expansion framework T&V which implies Train and Visit framework. The Agricultural Extension Centers opened under this new program at Hobli level are called Raita Samparka Kendras (RSK). The principle point of the RSK is to give modern data on ranch rehearses what's more, market insight to the Farmers.

Karnataka has an average organization of having districts with the greater part of the agro-climatic condition in the country. A huge bit of the land falls under semi-dry conditions confronting serious agro-climatic and asset requirements. Karnataka is constantly been viewed and has taken lead in numerous angles. Indeed, even with horticulture, it is the main State in the nation to have uncovered its own Agricultural Policy as ahead of schedule as 1995. This is a piece of State list that is revered in our constitution. Progressive approaches have laid accentuation on working on farming yield in the state. It was the State farming program (2000) that pushed upon usefulness by making a data pool/hotspot for the ranchers. This program diverted the consideration from usefulness driven to rancher driven and established framework for data entrance to the grassroots.

Farming is a lifestyle and not simple a monetary movement in the Indian continent. Agribusiness and united action is additionally the significant source of business age in India just as Karnataka. India, which is in the run for data advancement has presented and is conveying forward cross country advanced projects to modernize farming so as to achieve food security and furthermore to acquire underlying changes including financial change among cultivating local area. One might say that, data dispersion assume a urgent part in improving farming usefulness. Data regulated in the correct manner can empower right information to reach delegates and little ranchers in an opportune way. Such ideal spread of data without a doubt lessens the danger and vulnerability. However, proficient agrarian data the executives relies upon sufficient components to produce, catch and scatter the equivalent viably. This calls for institutional plans. A fruitful rural program is one which amalgamates both logical examination and native information.

Raitha Samparka Kendras in Belagavi District:

The Karnataka Government has begun mechanized Raitha Samparka Kendra at each Hobli Head quarters. In Belagavi District, absolutely 35 Raita Samparka Kendras have been offering their services to farmers.

The objectives of building up Raita Samparka Kendra are as following:

1. To give capable information of Farm foundation and its allied activities.
2. To make attainable circumstance of developing information sources like fertilizer, seeds, etc.
3. To assistance condition of earnest tests organizations like seed germination and quality tests/soil testing, etc.
4. To bear the expense of both public and private seed resources and commitment at the Kendra level.
5. To give an open entryway for correspondence among public and private appropriation improvement and information.

Objectives of the Study:

The objectives of the study are,

1. To find out usage of RSKs by the farmers.
2. To find the services offered by the RSKs to the Farmers.
3. To find the necessity of RSKs to farmers.
4. To examine the role RSKs in farmers day to day life.

Methodology:

Survey method was applied to gather the information to satisfy the targets of the study. The random sampling technique was utilized for determination of farmers from District. The current study depends on

essential information of 500 individual farmers from 10 Raitha Sanparka Kendras in Belagavi District. The information gathered through questionnaire by direct interview technique was completely coordinated and arranged utilizing factual strategy and tables were created utilizing M S Excel 2007.

Scope & Limitation:

The study is restricted to the farmers of 10 Raith Samparka Kendras from Belagavi District in Karnataka State in particular and whose primary occupation is agriculture. The research was including farmers' local area and hence it isn't projectable of the whole populace of the district.

Information Dissemination Process:

Raitha Samparka Kendra plays an important role development of agriculture. To know the involvement of farmers towards RSKs, some questions were asked and the responses provided are given in following tables.

Table no.1 Frequency of information seeking from Raitha Samparka Kendra

Sl. No.	Frequency	Response	Percentage
1	Daily	42	8.4
2	Occasionally	278	55.6
3	Sometimes	134	26.8
4	Never	38	7.6
5	No Answer	8	1.6
	Total	500	100

Source: Field Survey.

Figure no. 1 Frequency of Visiting Raitha Samparka Kendra.

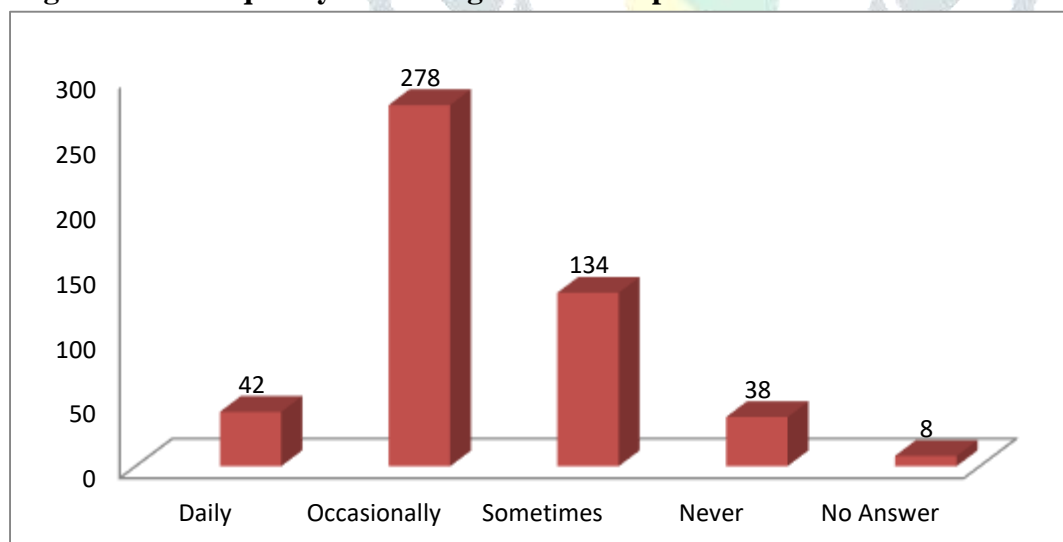


Table and Figure no.1 explains that 55.60% of respondent farmers are visiting RSK occasionally, 26.80% of farmers response is that they are visiting the RSK sometimes. 8.40% of farmers visits RSK daily, 7.60% of farmers they never visited RSK and 1.60% of farmers were not answered.

Table no.2 Farmers beneficiary Response about Raitha Samparka Kendra

Sl. No.	Farmers Opinion	Response	Percentage (%)
1	Strongly agree	82	16.4
2	Agree	334	66.8
3	Undecided	54	10.8
4	Disagree	20	4
5	Strongly Disagree	10	2
	Total	500	100

Source: Field Survey

Figure no.2 shows about extent of benefits get by Farmers from RSKs.

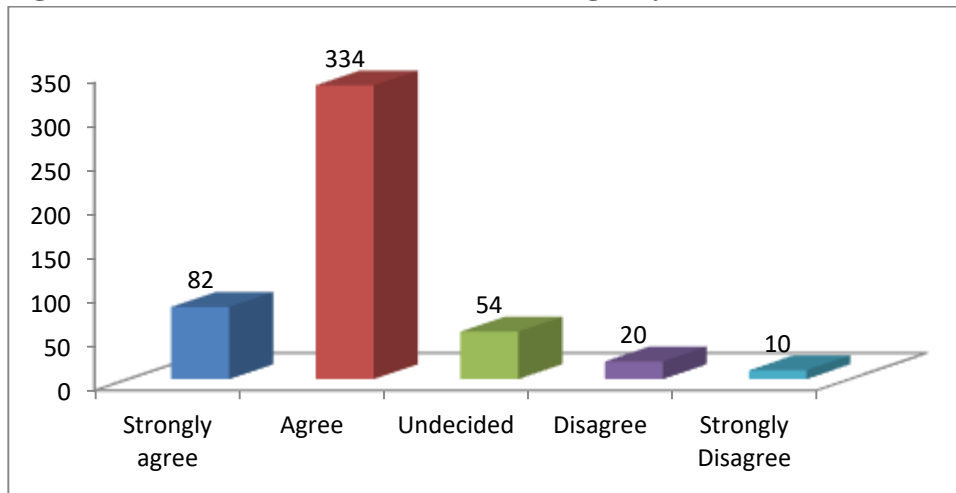


Table and Figure no.2 shows that 66.80% of respondent farmers are benefited by services provided by Raitha Samparka Kendra; about 16.40% of farmers are more benefitted from Raitha Samparka Kendra. About 10.80% of farmer's response is not benefited, where as 4% of farmers response that 'Can't say' and 2% of farmers are not responded by services rendered by Raitha Samparka Kendra.

Table no.3 Farmers' opinion about RSKs Impact on Agriculture.

Sl. No.	Farmers Opinion	Response	Percentage (%)
1	Strongly Agree	97	19.4
2	Agree	228	45.6
3	Undecided	89	17.8
4	Disagree	57	11.4
5	Strongly Disagree	29	5.8
	Total		100

Source: Field Survey.

Figure no.3 Farmers’ opinion about RSKs Impact on Agriculture.

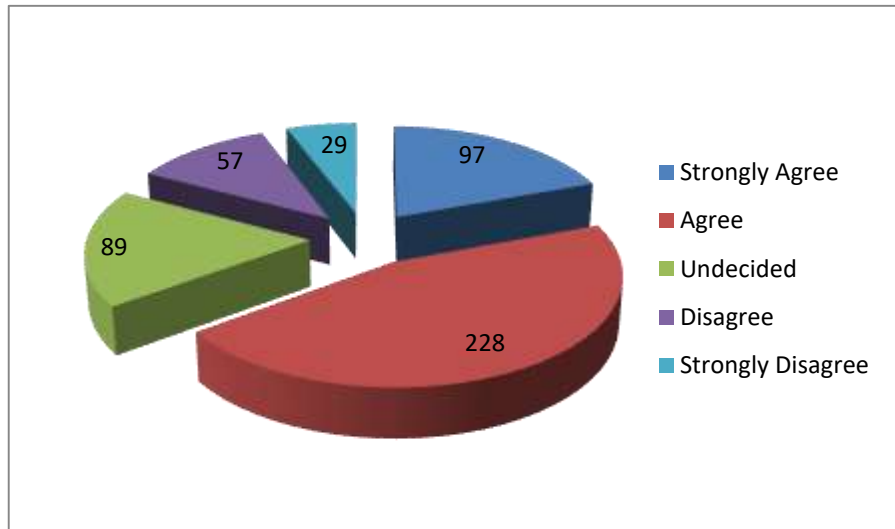


Table and Figure no.3 shows that 45.6% of respondent farmers are Agree that, RSK has impact on agricultural services, about 19.4% of farmers are Strongly Agree on impact of Raitha Samparka Kendra on agriculture, 17.8% of farmer’s undecided about impact of Raitha Samparka Kendra, where as 11.4 % of responded farmers Disagree about the impact of Raitha Samparka Kendra and 5.8% of farmers are Strongly Disagree about impact on agriculture services given by Raitha Samparka Kendra.

Table no.4 RSKs importance Towards Poor Farmers.

Sl. No.	Farmers Opinion	Response	Percentage (%)
1	Strongly Agree	95	19
2	Agree	98	19.6
3	Undecided	35	7
4	Disagree	77	15.4
5	Strongly Disagree	195	39
	Total	500	100

Source: Field Survey.

Figure no.4 Shows about RSKs importance to poor Farmers.

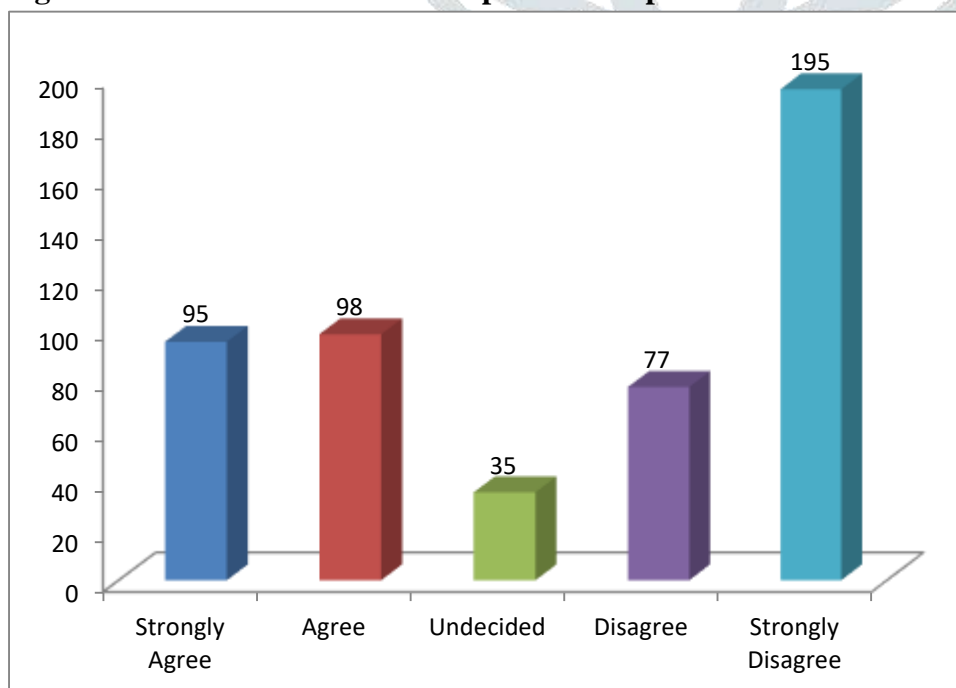


Table and Figure no. 4 shows that 39% of respondent farmers Strongly Disagree about RSKs importance towards poor people; about 19.6% of farmers are Agree about RSKs importance towards poor people , 19% of farmer's Strongly Agree that RSK is given importance to poor farmers, where as 15.4 % of responded farmers Disagree about the service given by Raitha Samparka Kendra towards poor farmers and 7% of farmers are undecided about the importance given to the poor farmers by Raitha Samparka Kendra.

Table no.5 Shows about opinion of farmers on agricultural innovations of RSKs.

Sl. No.	Farmers Opinion	Response	Percentage (%)
1	Strongly Agree	78	15.6
2	Agree	149	29.8
3	Undecided	48	9.6
4	Disagree	113	22.6
5	Strongly Disagree	112	22.4
	Total	500	100

Source: Field Survey

Figure no. 5 Shows about opinion of farmers on agricultural innovations of RSKs.

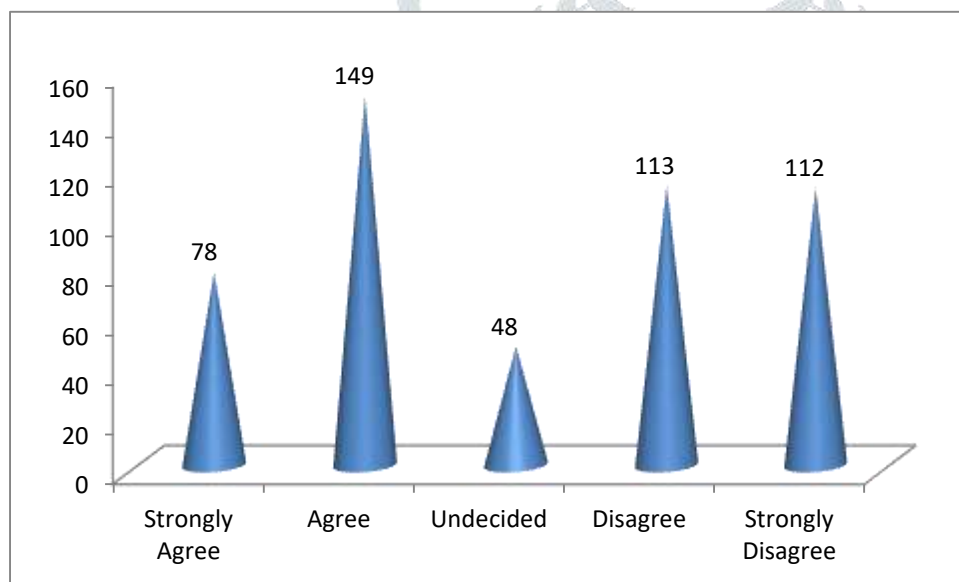


Table and Figure no.5 shows that 29.8% of respondent farmers are Agree the innovations taken by RSK in agriculture, about 22.6% of farmers Disagree about innovations taken on agriculture by RSK, 22.4% of farmer's Strongly Disagree about agricultural innovative services provided by Raitha Samparka Kendra, where as 15.6 % of respondent farmers Strongly Agree about the innovations services given to agriculture by Raitha Samparka Kendra and 9.6% of farmers are Undecided about the innovation services provided by Raitha Samparka Kendra.

Table no.6 RSKs role in improvement of Economic conditions of Farmers.

Sl. No.	Farmers Opinion	Response	Percentage (%)
1	Strongly Agree	78	15.6
2	Agree	170	34
3	Undecided	94	18.8
4	Disagree	114	22.8
5	Strongly Disagree	44	8.8

	Total	500	100
--	--------------	------------	------------

Source: Field Survey.

Figure no.6 shows about role of RSKs in improvement of economic conditions of Farmers.

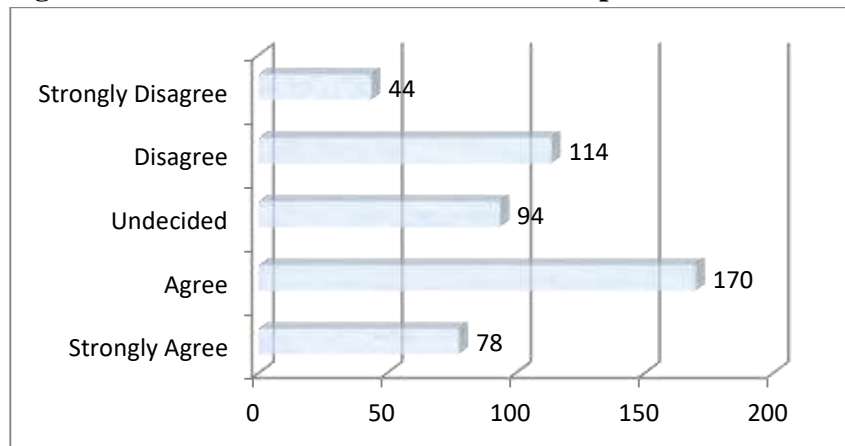


Table and Figure no.6 shows that 34% of respondent farmers Agree the role of RSKs in improvement of economic conditions of farmers, about 22.8% of farmers Disagree the role of RSKs role in improvement farmers economic conditions, 18.8% of farmer’s undecided about role of RSKs in improvement of economic condition, where as 15.6 % of respondent farmers Strongly Agree that RSKs has role in improvement of economic conditions of Farmers and 8.8% of farmers Strongly Disagree about the role of RSKs in economic improvement of farmers.

Table no.7 Opinion of farmers about Raitha Samparka Kendra’s Facilities.

Sl. No.	Farmers Opinion	Response	Percentage (%)
1	Strongly Agree	259	51.8
2	Agree	118	23.6
3	Undecided	74	14.8
4	Disagree	37	7.4
5	Strongly Disagree	12	2.4
	Total	500	100

Source: Field Survey.

Figure no.7 Shows about opinion about facilities provided by RSKs.

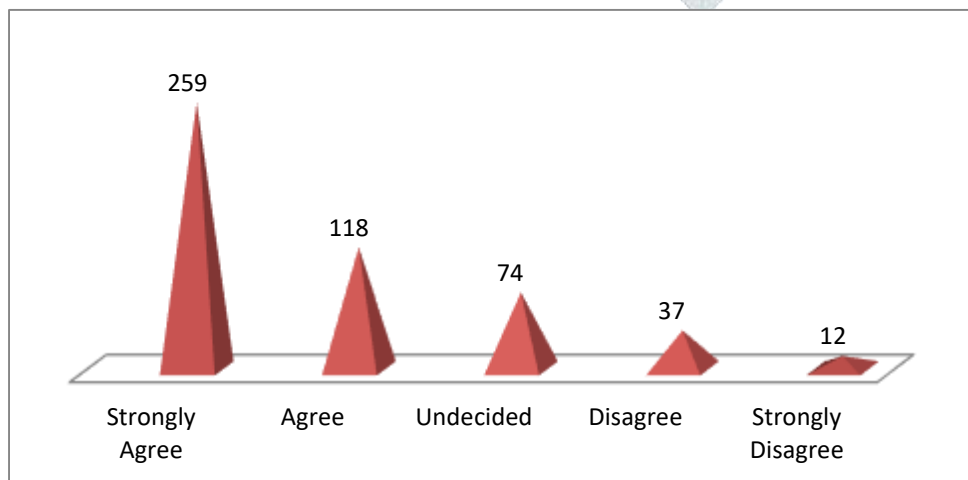


Table and Figure no.7 shows that 51.8% of respondent farmers Strongly Agree about the Facilities available in Samparka Kendra, about 23.6% of farmers Agree about the facilities of Raitha Samparka Kendra, 14.8% of farmer's undecided about the facilities provided by Raitha Samparka Kendra, where as 7.4 % of respondent farmers Disagree about the facilities available with Raitha Samparka Kendra and 2.4% of farmers Strongly Disagree about the facilities provided by Raitha Samparka Kendra.

Table no.8 opinion about services of RSKs towards Remote Villages.

Sl. No.	Farmers Opinion	Response	Percentage (%)
1	Strongly Agree	68	13.6
2	Agree	107	21.4
3	Undecided	84	16.8
4	Disagree	123	24.6
5	Strongly Disagree	118	23.6
	Total	500	100

Source: Field Survey.

Figure no.8 shows that percentage wise distribution of opinions about services of RSKs to Remote Villages.

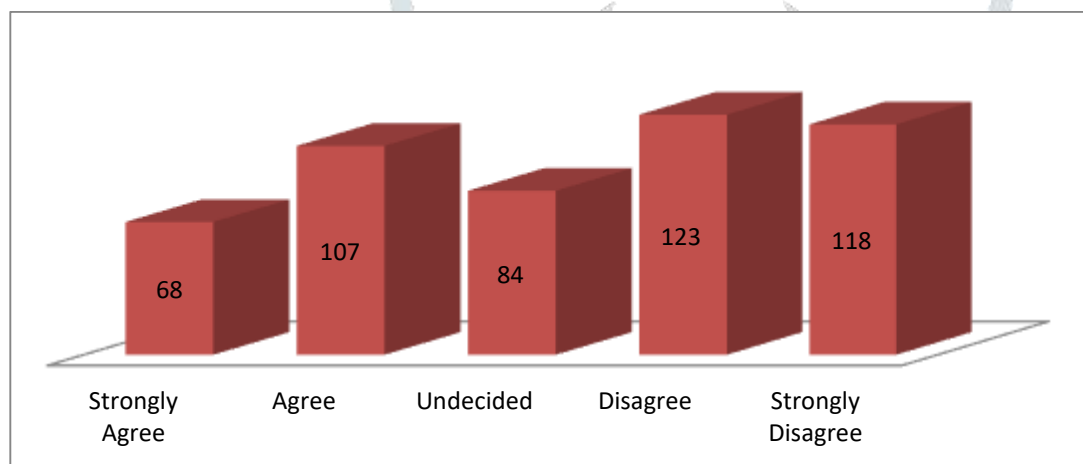


Table and Figure no.8 shows that 24 % of respondent farmers Disagree with the services rendered by Raitha Samparka Kendra to remote villages; about 23.6% of farmers Strongly Disagree by the services provided by Raitha Samparka Kendra, 17.8% of farmer's undecided about the services provided by Raitha Samparka Kendra, where as 11.4 % of responded farmers Disagree about the service given by Raitha Samparka Kendra and 5.8% of farmers Strongly Disagree about the services provided Raitha Samparka Kendra.

Table no. 9 RSKs importance towards Rich People.

Sl.No.	Farmers Opinion	Response	Percentage (%)
1	Strongly Agree	305	61
2	Agree	148	29.6
3	Undecided	13	2.6
4	Disagree	18	3.6
5	Strongly Disagree	16	3.2
	Total	500	100

Source: Field Survey.

Figure no.9 shows about RSKs to Importance given Towards Rich People.

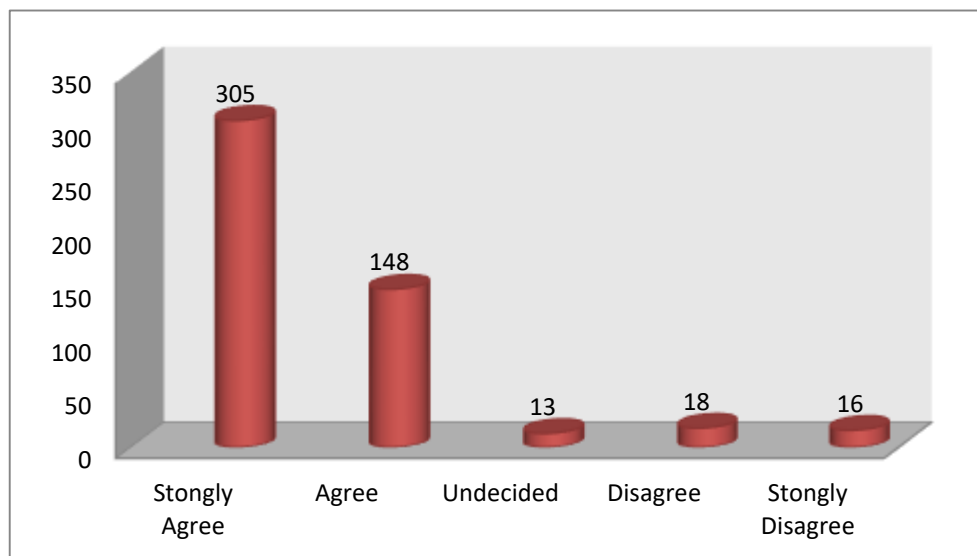


Table and Figure no.9 describes that 61 % of respondent farmers Strongly Agree with the opinion about, Raitha Samparka Kendra gives importance to Rich People; about 29.6% of farmers Agree that Raitha Samparka Kendra is giving importance to Rich people and only 8.2% of the Respondent Farmers Strongly Disagree for this opinion.

Conclusion:

Raitha Samparka Kendra gives fundamental data to farmers at grass root level .when the ranchers are using these advantages then it urges the farming area to improve the usefulness. As of now RSKs are situated at Hobli level or sub square level, when they are situated at Panchayat level ranchers can get more profited with them. Warning panel and essential foundation of the RSKs ought to improve to draw in ranchers and give sufficient data. India till date is confronting lacking inventory of food which is combined with rancher's difference from the farming area. Thus, government should address this emergency of agribusiness area. At the point when the ranchers are shrewd then it is not difficult to handle the difficulties approaching horticulture area. In this wake, farmers must use programs like this for a superior future.

References:

1. Raghuprasad, B. M. et.al, (2013): Raitha samparka kendras and their role in agro-information delivery *Karnataka J. Agric. Sci.*, 25 (1): (82-85).
2. Agriculture, Dept of. (2014): Strengthening of Raitha Samparka Kendras (RSKs) through Computerization.