



A Green, Efficient Protocol for Synthesis of a 3-Pyranyl Indole Derivatives by Using [Bmim]BF₄ under Reflux Condition

Maroti V. Kanetkar¹, Jivan M. Kondre¹, Gopal Kakade*²

¹Department of Chemistry, Yogeshwari Mahavidyalaya, Ambajogai, Maharashtra.

²Department of Chemistry, Arts Commerce & Science College Kille Dharur.

E-mail id: mvkanetkar21@gmail.com

Abstract

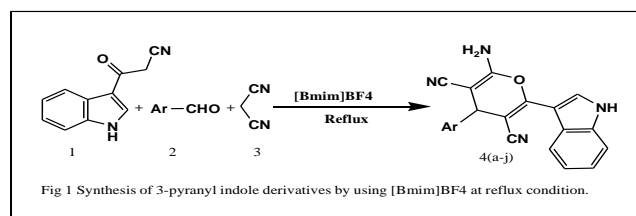
A green and efficient method was described for one pot synthesis of 3-pyranyl indole derivatives by reaction of 3-cyano acetyl indole, aromatic aldehydes and malanonitrile in an aqueous media under reflux by using [Bmim]BF₄ as a green catalyst. Simple and easy work process, use of green catalyst, green solvent, short reaction time and excellent yields of the products are the advantages of this method.

Keywords: 3-cyano acetyl indole, aromatic aldehydes, malanonitrile, [Bmim]BF₄.

1. Introduction

Recently 3-substituted indole and pyranyl ring containing hetrocycles having structural and biological importance made them attractive moieties in organic synthesis, drug discovery and medicinal chemistry. In synthesis of such heterocyclic compounds, multicomponent reactions (MCR's) play an important role. The major benefits of multicomponent reactions are high atom-economy, operational simplicity, and high selectivity, due to substantial minimization of waste, time, labor cost [1-4].

Heterocycles containing 4H-pyran moiety have important biological, pharmacological activities and used in wide range of therapeutic areas [5-7]. 3-Substituted indole moieties also play an important role in the synthesis of biologically active compounds. 3-Substituted indole moieties shows various pharmacological activities such as anticancer, antitumor, hypoglycemic, antiinflammatory, analgesic and antipyretic activities [8-12]. Because of pharmaceutical importance of 4H-pyran and 3-substituted indole compounds, herein, we have developed an green an efficient protocol for the synthesis of 3-pyran indole derivatives by using [Bmim]BF₄ catalyst in an aqueous media at reflux condition(Fig. 1).



2. Experimental

2.1 General

Melting points were measured in open glass capillaries on a Veego melting-point apparatus and were uncorrected. ¹H NMR was recorded at room temperature on a Bruker Avance II 400MHz Spectrometer (National Chemical Laboratory Pune) in duterated chloroform using TMS as internal standard. IR spectra (using KBr pellets) were obtained with a Perkin Elmer Spectrum RX FTIR (N.E.S. Science College Nanded) instrument. The reactions were monitored on thin layer Chromatography using pre-coated plates (silica gel on aluminum, Merck). All reagents were obtained from commercial sources and used without further purification. Solvents for chromatography were distilled before use. Compounds were characterized by IR and ¹H NMR spectroscopy.

2.2 General procedure for synthesis of 3-pyranyl indole derivatives.

A mixture of an benzaldehyde (1 mmol), malononitrile (1.2 mmol) and 3-cyanoacetyl indole (1 mmol) was refluxed with [Bmim]BF₄ (20 mol %) in 5ml water for 25 minutes. The progress of the reaction was monitored on TLC. After completion of reaction, the reaction mixture was cooled to room temperature and the solid product was collected by filtration, washed with distilled water (5 ml x 5). The crude reaction product was collected and further purified by column chromatography (8:2 system of Pet ether:Ethyl acetate as eluent). The filtrate so obtained was concentrated under reduced pressure to recover ionic liquid which could be reused in subsequent experiments.

2.3 Spectral data for selected compound

1]2-Amino-6-(1H-indol-3-yl)-4-(naphthalen-1-yl)4H-pyran-3,5-dicarbonitrile (Table 3, entry 10):IR (KBr): 3433, 3243, 2112, 1608, 1512, 771, 733 cm;

¹H NMR (400 MHz, DMSO-d₆): δ 5.18 (s, 1H, -CH), 7.11 (t, 1H, J = 6.75 Hz, Ar-H), 7.27 (t, 1H, J = 7.45 Hz, Ar-H), 7.19 (s, 2H, -NH₂), 7.38–7.46 (m, 5H, Ar-H), 7.79–7.88 (m, 3H, Ar-H), 8.17 (d, 1H, J = 7.15 Hz, Ar-H), 8.28 (d, 1H, J = 7.45 Hz, Ar-H), 12.07 (br s, 1H, -NH),

MS (EI): m/z 388.42 [M+].

3. Results and discussion

In recent years, the use of ionic liquids as a green catalyst, solvent found applications in number of organic reactions. Herein we developed the use of ionic liquids as a green catalyst in an aqueous median under reflux conditions for one pot multicomponent synthesis of 3-pyranyl indole derivatives.

In order to check the generality of the reaction, the effect of solvent on the reaction was studied at reflux condition with model reaction of benzaldehyde, malononitrile and 3-cyanoacetyl indole by using [Bmim]BF₄ (for 20 mol%) . The best results were obtained for aqueous media as shown in Table 1.

Table 1. Synthesis of 3-pyranyl indole derivative using different solvents.

Entry	Solvent used	Time in Minutes	Yield (%)
1	Chloroform	30	76
2	Ethanol	30	84
3	Acetonitrile	25	82
4	Water	25	94
5	Solvent free	25	81

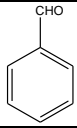
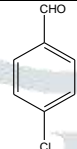
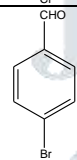
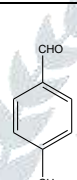
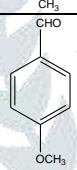
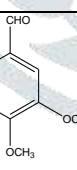
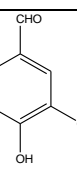
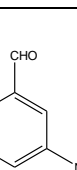
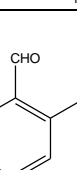
However the scope of the reactions was studied with different substituted aldehyde derivatives. The reaction undergo very smoothly with both electron withdrawing and electron donating groups substituted at different position of aromatic aldehyde. The results are summarized in Table 3.

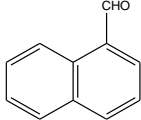
The reuse of the catalyst is a major factor in a new synthetic green procedure. The ionic liquid can be reused after simple distillation to remove water and remaining ionic liquids was dried under vacuum and reuse for further reactions. To test this, a series of three consecutive runs for the reaction with catalyst were carried out. The results, however, demonstrated no significant change in the activity of the catalyst. The catalyst could be reused for fourth times without significant decrease in catalytic activity (Table 2).

Table 2. Reuse IL for the synthesis 3-pyranyl indole derivatives.

Cycle	Fresh	First	Second	Third
Yield (%)	94	91	88	81

Table 3: Synthesis of 3-pyranyl indole derivatives by using [Bmim]BF₄ at reflux condition in an aqueous media.

Entry	Aldehydes	Products	Time (Min)	^a Yield (%)
1		4a	25	94
2		4b	28	88
3		4c	28	90
4		4d	25	90
5		4e	37	87
6		4f	40	85
7		4g	35	85
8		4h	40	86
9		4i	30	87

10		4j	30	88
----	---	----	----	----

^aYields refer to the pure isolated product

4. Conclusions

In conclusion here we describe a highly efficient and green process for the synthesis of 3-pyran indole derivatives under reflux condition by using ionic liquid in an aqueous media. This method offers several advantages such as catalyst reusability, high yield of product, short reaction time, simple work-up procedure and easy isolation.

References

- [1] R. W. Waller, L. J. Diorazio, B. A. Taylor, W. B. Motherwell, T. D. Sheppard, Isocyanide based multicomponent reactions of oxazolidines and related systems, *Tetrahedron*, 66, 2010, 6496-6507.
- [2] S. L. Zhu, S. J. Ji, K. Zhao, Y. Liu, Multicomponent reactions for the synthesis of new 3'-indolyl substituted heterocycles under microwave irradiation *Tetrahedron Letters*, 49, 2008, 2578-2582.
- [3] V. Nair, B. P. Babu, V. Varghese, C. R. Sinu, R. R. Paul, E. R. Anabha, E. Suresh, A novel multicomponent reaction involving isoquinoline, allenolate and cyanoacrylates, *Tetrahedron Letters*, 50, 2009, 3716-3718.
- [4] M. N. Elinson, A. I. Ilovaisky, A. S. Dorofeev, V. M. Merkulova, N. O. Stepanov, F. M. Miloserdov, Y. N. Ogibin, G. I. Nikishin, Electrochemically induced multicomponent assembling of isatins, 4-hydroxyquinolin-2(1H)-one and malononitrile: a convenient and efficient way to functionalized spirocyclic [indole-3,4'-pyrano[3,2-c]quinoline] scaffold, *Tetrahedron*, 63, 2007, 10543-10548.
- [5] A.H. Li, X.D. Ji,; H.S. Kim,; N. Melman,; K.A. Jacobson, "Pyran template approach to the design of novel A₃ adenosine receptor antagonist", *Drug Devel. Res.* 1999, 48, 171.
- [6] K. Urbahns,; E. Horvth,; J.P. Stasch,; F. Mauler, "4-Phenyl-4H-Pyrans as IK_{Ca} channel blockers" *Bioorg. Med. Chem. Lett.* 2003, 13, 2637.
- [7] A.R.; Ramsden, C.A.; Scriven, E.F.V.; Taylor, R.J.K. (Eds.); Fravel, B.W. *Pyrans and Their Benzo Derivatives: Applications in Comprehensive Heterocyclic Chemistry III*, Katritzky, Pergamon Press: Oxford; 1995.
- [8] M.A.A. Radwan, E.A. Ragab, N.M. Sabry, S.M. El-Shenawy, "Synthesis and biological evaluation of new 3 substituted indole derivatives as potential anti-inflammatory and analgesic agents", *Bioorg. Med. Chem.*, 2007, 15, 3832-3841.
- [9] J.S. Yadav, B.V.S. Reddy, G. Narasimhulu, N.S. Reddy, P.N. Reddy, K.V. Purnima, P. Naresh, B. Jagadeesh, "First example of FeCl₃-catalysed alkylation of indoles with pinenes", *Tetrahedron Lett.*, 2010, 51, 244-247.
- [10] P. Wu, Y. Wan, J. Cai, "Carbohydrate based tolylsulfonyl hydrazine: Effective catalyst for Michael addition to indoles to electron deficient olefins in water", *Synlett*, 2008, 1193-1198.
- [11] V. G. Kalalawe, D. R. Munde, R. P. Kagne, S. N. Niwadange, R. D. Gutte, *IJGHC*, 2018; Sec. B; Vol.7, No.2, 188-193.
- [12] Virbhadra G. Kalalawe et al, *IJRAR*, 2019, 6, 1, 1329.