



A PROSPECTIVE EXPERIMENTAL STUDY TO UNDERSTAND MIASMATIC MANIFESTATIONS IN CASES OF OSTEOARTHRITIS (KNEE)

Dr. Krutgna Ravani

(Department Of Organon Of Medicine and Homoeopathic Philosophy)

(Rajkot Homeopathic Medical College)

(Parul University)

Dr. Priyanka Shroff

(Department Of Organon Of Medicine and Homoeopathic Philosophy)

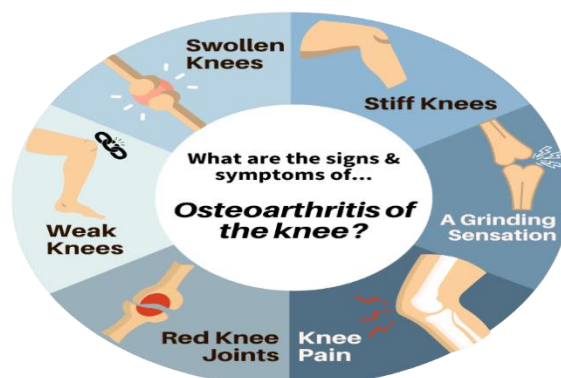
(Rajkot Homeopathic Medical College)

(Parul University)

INTRODUCTION

The two most prevalent concerns that people see a doctor for are osteoarthritis and back pain. In the majority of nations across the world, osteoarthritis is the most common type of chronic arthritis and the main source of pain and impairment. Physical abilities like leg strength, balance, and joint mobility significantly deteriorate with age. Homoeopathy is a healthcare system with a holistic concept based on the Law of similia and treats the patient as a whole. In homoeopathy, the indicated medicine is chosen after the patient is individually assessed based on the entirety of symptoms. Homoeopathic medicines are effective in managing chronic diseases and can also prevent the further progression of the disease in the most dependable and harm-free way.

CLINICAL FEATURES



MATERIALS AND METHODOLOGY

40 Cases were taken from out-patient department (O.P.D) and in-patient department (I.P.D) of Sainath Homoeopathic Hospital attached with Rajkot Homoeopathic Medical College, Rajkot.

Case taking Pro-forma especially designs for the study of Osteoarthritis of Knee was used.

Statistical test was used.

Computer softwares : Synthesis, RADAR, Cara etc. were used.

Journals, Websites, various books like Organon of Medicine and Homoeopathic Philosophy books, Materia Medica, Repertories, Reference books were used.

Assessment criteria KOOS SCALE was used.

OBSERVATIONS AND RESULTS

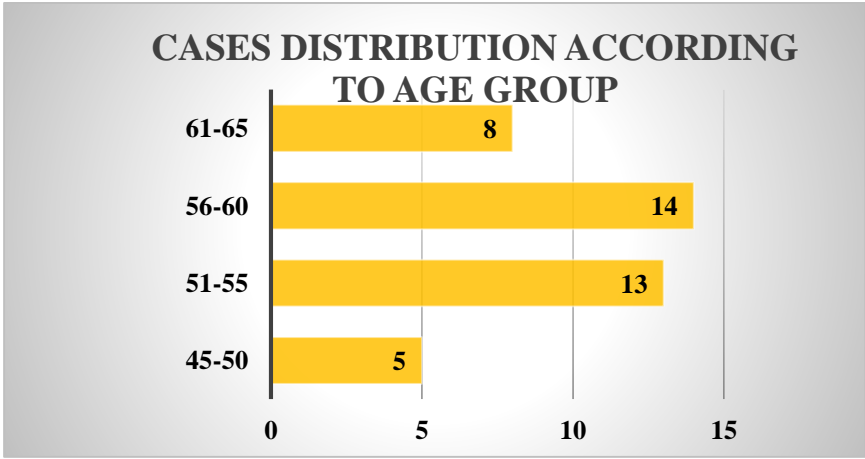
In my study “A PROSPECTIVE EXPERIMENTAL STUDY TO UNDERSTAND MIASMATIC MANIFESTATIONS IN CASES OF OSTEOARTHRITIS (KNEE)”, the observation and results made from 40 cases are recorded below. The data has been obtained from O.P.D of Rajkot Homoeopathic Medical College, Rajkot.

AGE BASED DISTRIBUTION:

DISTRIBUTION OF CASES IN DIFFERENT AGE

AGE GROUP IN YEARS	CASES	PERCENTAGE
45-50	05	12.5%
51-55	13	32.5%
56-60	14	35%
61-65	08	20%
Total	40	100%

out of 40 cases, maximum cases were found in age group 56-60 years i.e. 14 cases (35%). There were 05 cases (12.5%) found in 45-50 years of age group. There were 13 cases (32.5%) found in 51-55 years and in 61-65 years of 08 cases (20%) were found.

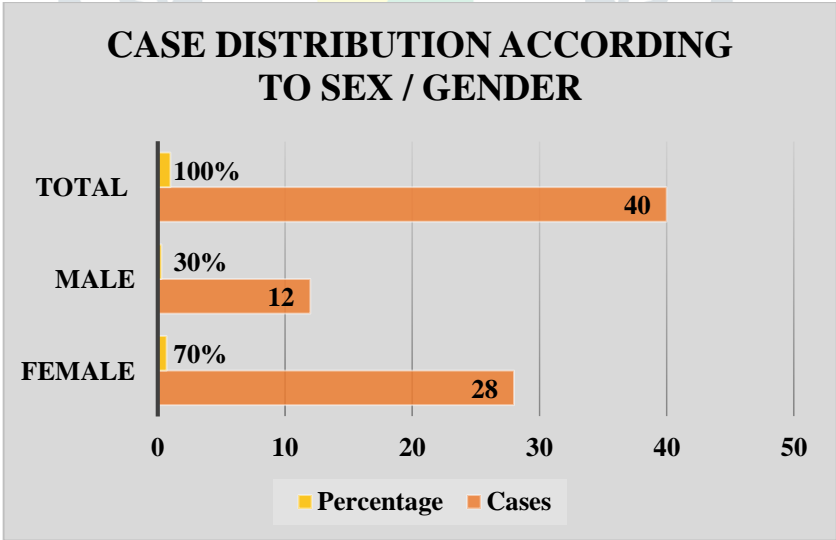


DIAGRAMATIC REPRESENTATION OF CASES ACCORDING TO AGE

SEX / GENDER BASED DISTRIBUTION:
DISTRIBUTION OF CASES ACCORDING TOSEX/ GENDER

SEX/GENDER	CASES	PERCENTAGE
Female	28	70%
Male	12	30%
Total	40	100%

out of 40 cases, maximum cases were found in Female gender that is 28 cases (70%) and 12 cases (30%) were found in Male gender.



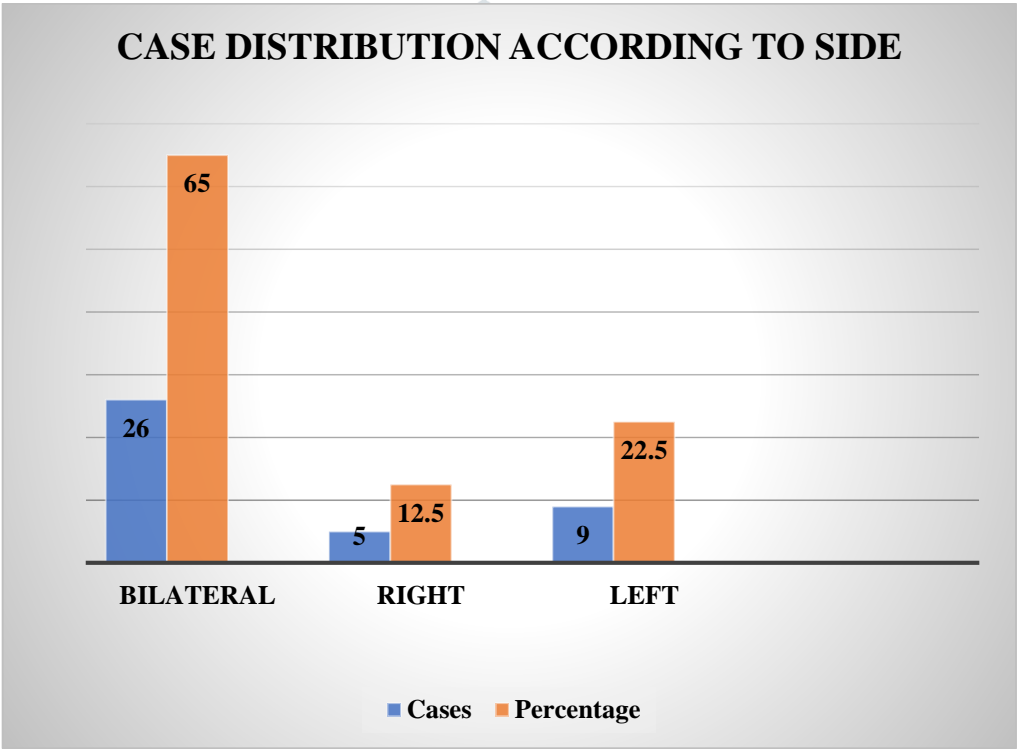
DIAGRAMATIC PRESENTATION OF DISTRIBUTION OFCASES ACCORDING TO SEX/ GENDER

SIDE BASED DISTRIBUTION:

DISTRIBUTION OF CASES ACCORDING TO SIDE

SIDE	CASES	PERCENTAGE
Right	05	12.5%
Left	09	22.5%
Bilateral	26	65%
Total	40	100%

maximum cases of knee osteoarthritis were found to have bilateral complaints i.e 26 cases (65%), 05 cases (12.5%) were right sided and 09 cases (22.5%) were left sided.



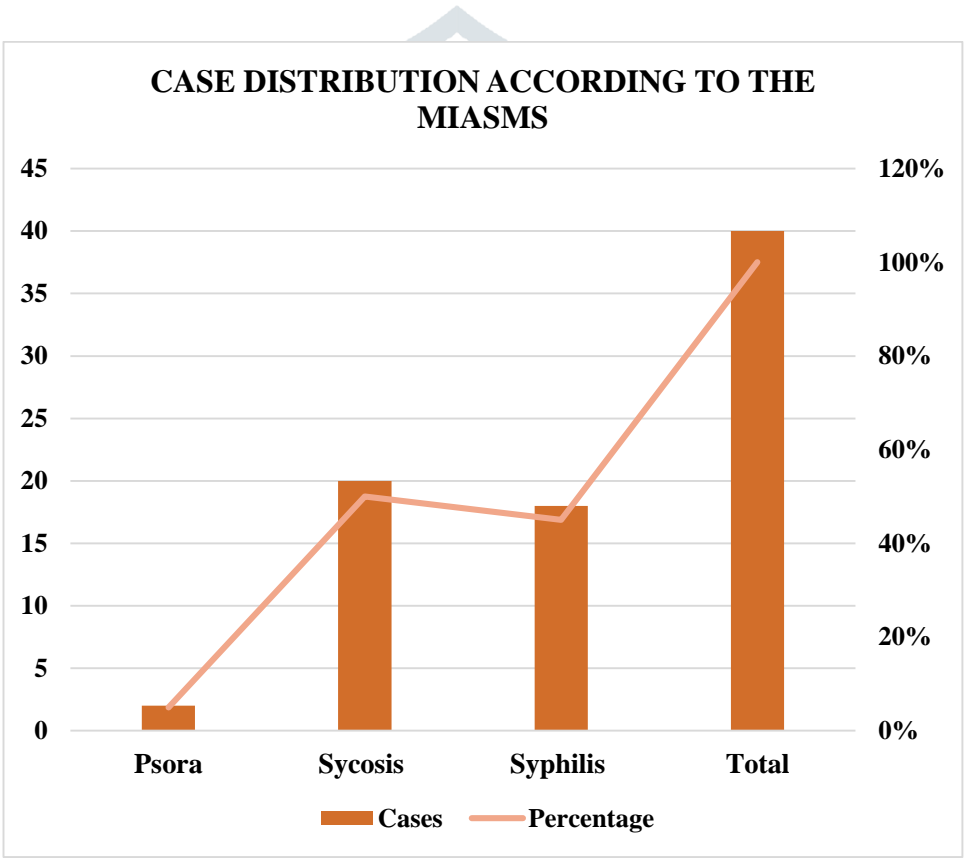
DIAGRAMATIC PRESENTATION OF CASES ACCORDING TO SIDE

MIASMS BASED DISTRIBUTION:

DISTRIBUTION OF CASES ACCORDING TO MIASMS

MIASMS	CASES	PERCENTAGE
Psora	02	5%
Sycosis	20	50%
Syphilis	18	45%
Total	40	100%

out of 40 cases maximum cases were found belonging to sycosis that is 20 cases (50%), 18 cases (45%) belonging to syphilis and 2 cases (5%) belong to psora miasm.



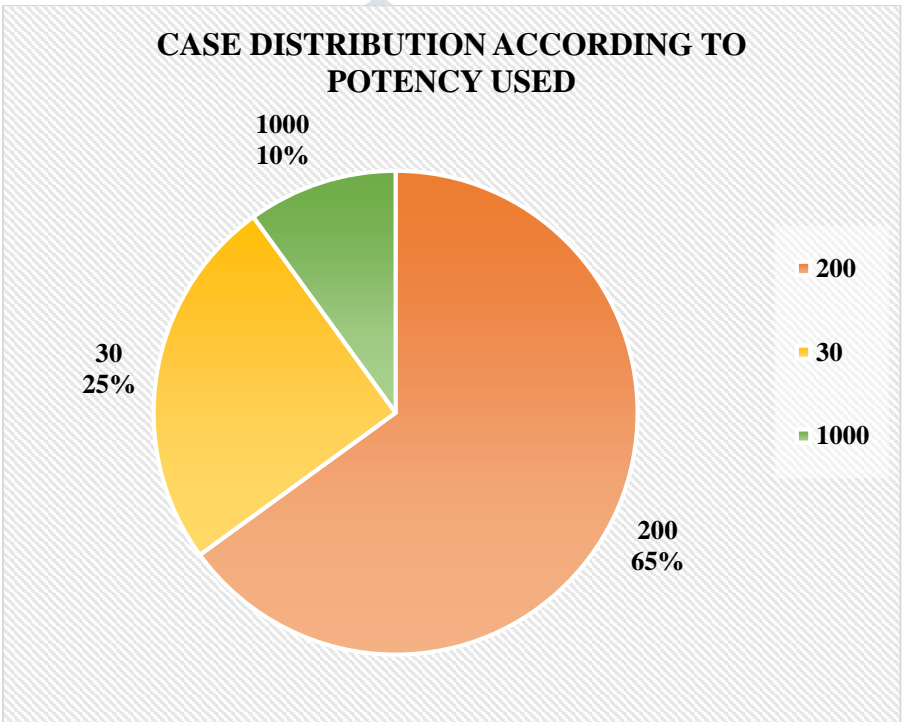
DIAGRAMATIC PRESENTATION OF DISTRIBUTION OFCASES ACCORDING TO MIASMS

CASES BASED ON POTENCY SELECTED:

DISTRIBUTION OF CASES ON BASIS OF POTENCY USED

CASES	POTENCY	PERCENTAGE
26	200	65%
10	30	25%
04	1000/ 1M	10%

26 cases (65%) were given 200th potency, 10 cases (25%) were given 30th potency and 04 cases (10%) were given 1000th potency.

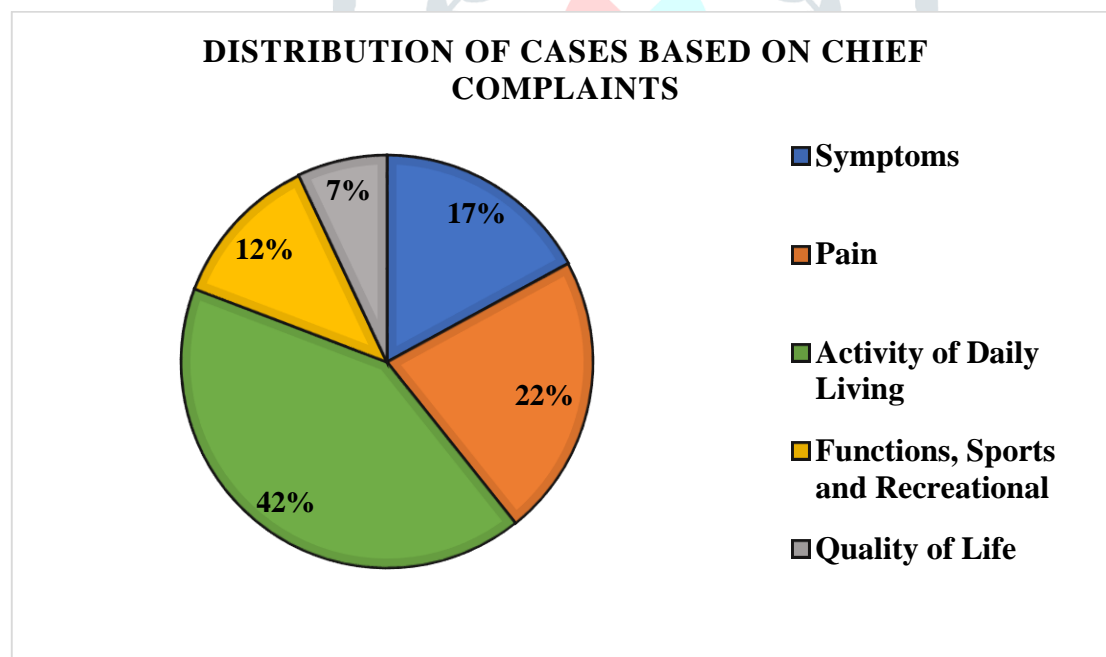


DIAGRAMMATIC REPRESENTATION OF CASES BASED ON POTENCY SELECTED

DISTRIBUTION OF CASES BASED ON CHIEF COMPLAINTS AND KOOS SCALE*DISTRIBUTION OF CASES BASED ON CHIEF COMPLAINTS AND KOOS SCALE*

CHIEF COMPLAINTS	SCORE	PERCENTAGE
Symptoms	847	17%
Pain	1100	22%
Activity of Daily Living	2058	42%
Functions, Sports and Recreational	603	12%
Quality of Life	349	07%

out of 40 cases, total Symptoms score was 847 (17%), Pain score was 1100 (22%), Score of Activity of Daily Living was 2058 (42%), Score of Functions, Sports and Recreational was 603 (12%) and that of Quality of Life was 349 (07%).



DIAGRAMMATIC REPRESENTATION OF DATA BASED ON CHIEF COMPLAINTS AND KOOS SCALE

STATISTICAL ANALYSIS

This study entitled “A PROSPECTIVE EXPERIMENTAL STUDY TO UNDERSTAND MIASMATIC MANIFESTATIONS IN CASES OF OSTEOARTHRITIS (KNEE)” aimed to obtain answers to the following research question.

RESEARCH QUESTION: Whether patients of Osteoarthritis (Knee) along with understanding of miasmatic manifestations will get beneficial results after prescribing suitable Homoeopathic Medicines?

HYPOTHESIS:**NULL HYPOTHESIS:**

here will be no significant improvement in cases of Osteoarthritis (Knee) after prescribing suitable Homoeopathic Medicines.

ALTERNATE HYPOTHESIS: There will be improvement in cases of Osteoarthritis (Knee) after prescribing suitable Homoeopathic Medicines.

For assessment purpose all 40 cases were evaluated with KOOS scale before and after treatment and that was subjected to T Test and calculation was done in excel which is shown below.

PAIRED T TEST FOR TWO SAMPLE MEANS

	<i>Before</i>	<i>After</i>
Mean	28.925	68.15
Variance	172.1224	303.3615
Observations	40	40
Pearson Correlation	0.00611	
Hypothesized Mean Difference	0	
Df	39	
t Stat	-11.4105	
P(T<=t) one-tail	2.68E-14	
t Critical one-tail	1.684875	
P(T<=t) two-tail	5.36E-14	
t Critical two-tail	2.022691	

ORGANON VIEW POINT AND MIASMATIC MANIFESTATIONS OF KNEE OSTEOARTHRITIS

- Aphorism 78 of Organon of Medicine and Homoeopathic Philosophy states that the true natural chronic diseases are those that arise from a chronic miasm, which when left to themselves, and unchecked by the employment of those remedies (homoeopathic) that are specific for them, always go on increasing and growing worse, not with-standing the best mental and corporeal(bodily) regimen, and torment the patient to the end of his life with ever aggravated sufferings. These are the most numerous and greatest scourges of the human race; for the most robust constitution, the best regulated mode of living and the most vigorous energy also of the vital force are insufficient for their eradication.
- In Aphorism 74 of Organon of Medicine and Homoeopathic Philosophy Psora is given as Irritability

and Sensibility of the organism Syccosis is given as Dilatation or Contraction, Relaxation or Induration Syphilis is given as total destruction of certain parts and develop faulty organic alteration here and there in the interior or the exterior (cripple the body internally or externally), in order to preserve the organism from complete destruction of life.

SUMMARY AND CONCLUSION

- In my study were age was considered as a factor, maximum cases 14 were recorded between 56-60 years of age, followed by 13 cases in 51-55 years of age, 08 cases in 61-65 years of age and 05 cases in 45-40 years of age group. In my study, female predominance was recorded with 28 cases and rest 12 cases of male gender. In this study majority of cases that is 20 belong to Sycotic Miasm, followed by 18 cases with Syphilitic Miasm and 02 cases with Psoric Miasm in background. In the study, 26 patients received 200th potency, 10 cases received 30th potency and 04 cases received 1000th potency. In the study, out of 40 cases, Chief Complaints score total was for Symptoms score was 847 (17%), Pain score was 1100 (22%), Score of Activity of Daily Living was 2058 (42%), Score of Functions, Sports and Recreational was 603 (12%) and that of Quality of Life was 349 (07%). In the study, out of 40 cases, 20 cases had Significant Improvement, 11 cases had Moderate Improvement, 05 cases had Mild Improvement and 04 cases did not show any improvement after administration of suitable Homoeopathic Medicines.

