

BUS PASS USING QR CODE

**TUMMALAPALLI PADMAVATHI
MALIKA**

Dept of CS ,SVKP & Dr K S Raju Arts &
Science College, Penugonda, A.P, India.

A.N.RAMA MANI

Associate Professor, Dept of CS, SVKP &
Dr K S Raju Arts & Science College,
Penugonda, A.P, India.

Abstract -

We are aware that generally bus passes were verified manually in the current scenario. Sometimes it might be difficult to verify the pass manually. To overcome this we've come with a smart solution where we design a Website in which the user registers himself with the path of his source to destination which includes payment for that particular route.

The website is specific with the verification of the user from where we collect the information or data of the registered users and store it in our database.

Here we use a unique QR Code to identify the validity of the pass. When the user goes with the QR Code scanning we show the difference between the registered user and unregistered user through the output either as Valid or Invalid.

The output is Valid only when the user is registered and he has certain period of validation through that route after

completing the payment. In rest of all cases the output is shown as invalid.

Thus we have come with a smart solution which enhances the limitation of Bus Pass with Finger Print Scan.

1. INTRODUCTION

Existing system:

The current process of bus ticketing is very slow and tedious process. Customer needs to stand in long queue for issuing bus pass in bus Depot which is time consuming and this process is hectic to employees in the Depot as well as user. Existing bus pass system has same drawbacks, like pass is regenerated every time. This is a rapid process, which require to reprint the pass every time. And existence system does not provide any security options.

Disadvantages:

peoples to get their bus pass online instead of standing in long queues to get their bus pass.

Proposed System:

This system reduces paper work, time consumption and makes the process of issuing pass in simpler and faster way. User can use the pass for long time, just need to recharge their account using QR Code and extend the validity of pass every time when pass is going to expire. No need to print the pass every time. conductor can see the bus pass by this he can known the validity of the pass or not.

2. OVERVIEW OF THE SYSTEM

Modules

- Registration
- Administrator
- user
- Authentication:

Registration:

The system has a process of registration. Every user need to submit their complete details including user name and password in the form of registration. Whenever a user registration completed then only a user can get log in into the system by using his user id and password.

Administrator

He is the owner of the web site. He should have rights to add route form like source to destination routes, month plan and amount of the route pass.

User:

These users are authenticated to the website by providing the credentials which they got at the time of registration and they can login into the site. After login into the system he has options like new registration and renewal the pass using QR code and user get the renewal pass.

Authentication:

Authentication is nothing but providing security to the system. Here every must enter into the system through login page. The login page will restrict the UN authorized users. A user must provide his credential like user Id and password for log into the system. For that the system maintains data for all users. Whenever a user enters his user id and password, it checks in the database for user existence. If the user is exists he can be treated as a valid user. Otherwise the request will throw back.

3.SYSTEMDESIGN

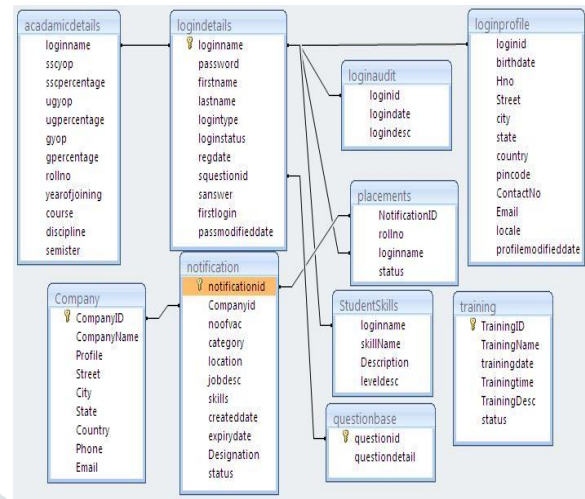


Fig 3.1: ER Diagram

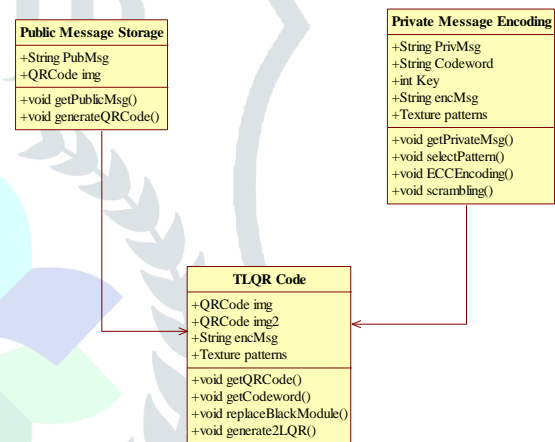


Fig 3.2: Class Diagram

4. OUTPUT SCREEN SHOTS



Fig 4.1:Home Page

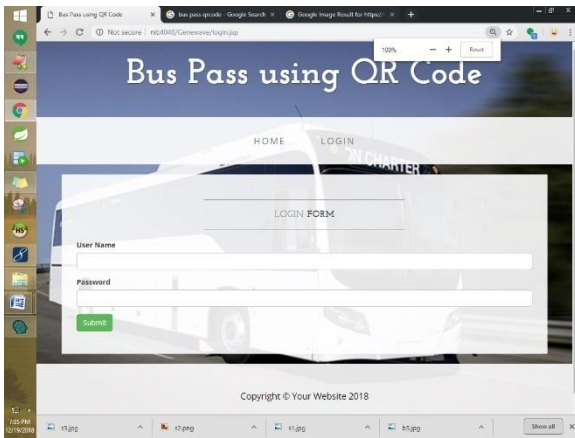


Fig4.2: Login Form Page

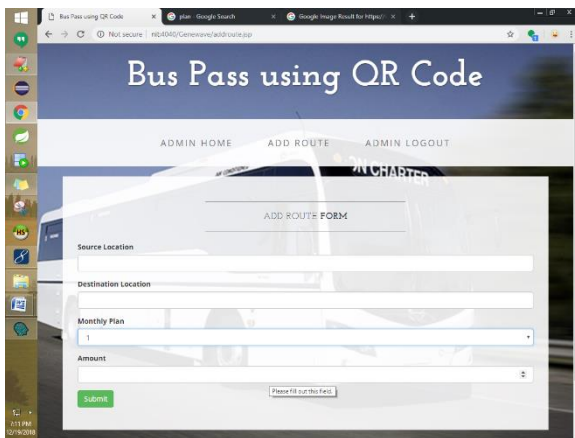


Fig 4.3: Add Route Page



Fig 4.4: New Registration Page

5. CONCLUSION AND FUTURE ENHANCEMENT

It has been a great pleasure for me to work on this exciting and challenging Bus Pass Using QR Code project. It also provides knowledge about the latest technology used in developing web-enabled applications and client-server technology that will be in great demand in the future. This will provide better

opportunities and guidance in the future in developing projects independently.

BENEFITS:

The project is identified by the merits of the system offered to the user. The merits of this project are as follows: -

- It's a web-enabled project.
- This project offers users to enter data through simple and interactive forms. This is very helpful for the client to enter the desired information through so much simplicity.
- The user is mainly more concerned about the validity of the data, whatever he is entering. There are checks on every stage of any new creation, data entry or updating so that the user cannot enter invalid data, which can create problems at a later date.
- Sometimes the user finds in the later stages of using the project that he needs to update some of the information that he entered earlier. There are options for him by which he can update the records. Moreover, there is a restriction for him that he cannot change the primary data field. This keeps the validity of the data to a longer extent.
- The user is provided the option of monitoring the records he entered earlier. He can see the desired records with the variety of options provided by him.
- From every part of the project, the user is provided with the links through framing so that he can go from one option of the project to another as per the requirement. This is bound to be simple and very friendly as per the user's concern. That is, we can say that the project is user-friendly, which is one of the primary concerns of any good project.
- Data storage and retrieval will become faster and easier to maintain because data is stored in a systematic manner and in a single database.
- The decision-making process would be greatly enhanced because of faster processing of information since data collection from

information available on computer takes much less time than manual system.

- Allocating of sample results becomes much faster because at a time the user can see the records of last years.
- Easier and faster data transfer through latest technology associated with the computer and communication.
- Through these features it will increase the efficiency, accuracy and transparency,

LIMITATIONS:

The size of the database increases day-by-day, increasing the load on the database back up and data maintenance activity.

Training for simple computer operations is necessary for the users working on the system.

6. REFERENCES

- [1]www.codeproject.com.
- [2] The Complete Reference “Crystal Reports 2008” by George peck.
- [3]Training and placement website of IIT,Patna.
- [4] “Microsoft Visual Basic 2010” by Michael Halvorson.
- [5] Tynjälä, P., Perspective into learning at the workplace, Educational Research Review, 3, 2008, pp.130-154.
- [6] “The Complete Reference ASP.NET” book by Robert Standefer III..

About Authors:



TUMMALAPALLI

PADMAVATHI

MALIKA is currently pursuing CS SVKP & Dr K S Raju Arts & Science

College, Penugonda, West Godavari A.P. Her research interests include WebTechnology,Internet of Things.



A.N.RAMA MANI is working as Associate Professor in SVKP & Dr K S Raju Arts & Science College, Penugonda, A.P. She received Masters Degree in Computer Applications from Andhra

University and Computer Science & Engineering from Jawaharlal Nehru Technological University Kakinada, Kakinada, India. Her research interests include Software Engineering, WebTechnology,Internet of Things