

Crime Management and Reporting System

1. BIRUDUKOTA ANANDA GANESH

Dept of CS ,
SVKP & Dr K S Raju Arts & Science
College, Penugonda, A.P, India,

2. B.N.S.Gupta

Associate Professor, Dept of CS,
SVKP & Dr K S Raju Arts & Science
College, Penugonda, A.P, India.

Abstract –

To deliver next generation police and law enforcement reporting tools, and setting up intelligence platforms that agencies use to take incoming incident reports, lessen live employee resources and allow these enforcement agencies to reallocate resources to much needed community areas.

1. INTRODUCTION

PURPOSE OF THE PROJECT

This system provides crime details which occurred all over India, for government as well as for public this information is useful. In which state what type of crime rate is more anyone can see and using that information we can take action to avoid it.

EXISTING SYSTEM

Manually they are maintain these details,

Only officials can see these information,

Searching of particular crime or criminal is so difficult.

PROPOSED SYSTEM

- It can be accessed over the Intranet.
- The user information can be stored in centralized database which can be maintained by the system.
- This can give the good security for user information because data is not in client machine. The development of this new system contains the following activities, which try to automate the entire process

keeping in the view of database integration approach.

- User Friendliness is provided in the application with various controls provided by system Rich User Interface.
- The system will make the interaction between the Admin, Police, User etc. very quickly which saves lots of time.
- Police can maintain their investigation report.
- The system is the centralized location for all the Users at where they can find the criminal details.
- The system makes the overall project management much easier and flexible.
- Authentication is provided for this application only registered Users can access.
- There is no risk of data management at any level while the project development is under process.

2. OVERVIEW OF THE SYSTEM

The following some are the projects inputs and outputs.

Inputs:

- Admin enters credentials.
- Admin adds the Police station details.
- Admin adds Police details and generates User ID, Password to the Police.
- Admin receives the user request for registration after verify Approve the User
- Admin transfer the Police one station to another station.

- Police Officer enters credentials.
- Police Officer adds Crime and criminal details.
- Police adds the new complaint.
- Police adds the investigation report.
- User enters the registration details for user id and password.
- User Login to the system.
- User enters the search details.

Outputs:

- Admin will get his home page.
- Police station is added.
- Registration details will be stored in centralized database.
- User approved
- Admin can transfer for Police one station to another station.
- Police will get his home page.
- Criminal and crime details are added.
- New complaint is added.
- Investigation report details were added.
- User will get his home page.
- Different criminal details are displayed and he can view complete details.

3. SYSTEM DESIGN

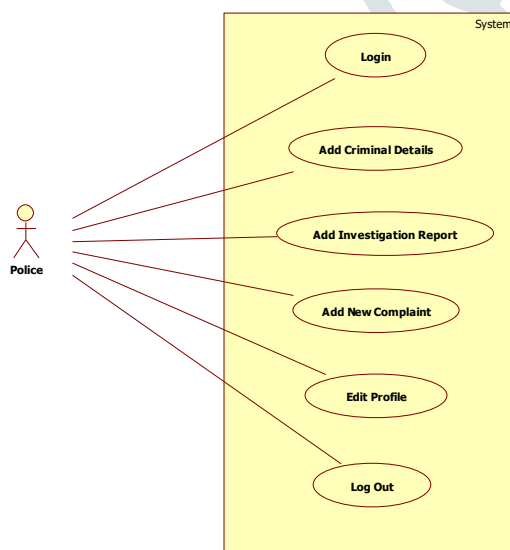


Fig 3.1: Usecase Diagram

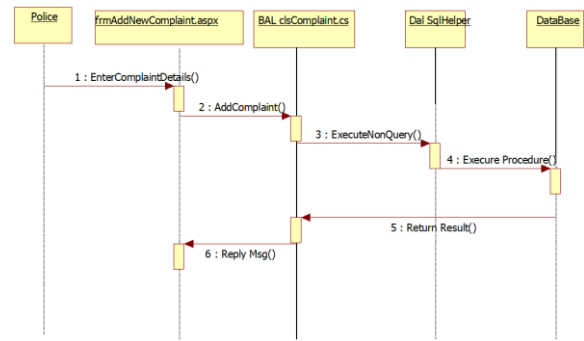


Fig 3.2: Sequence Diagram

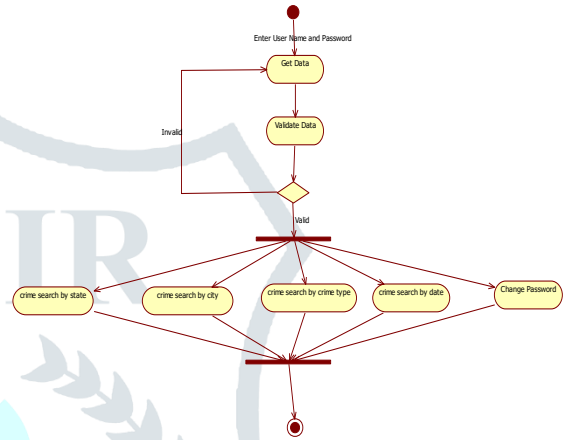


Fig 3.3: Activity Diagram



Fig 3.4: Home Page



Fig 3.5: Admin Functions



Fig 3.6: Add Police Station

4. CONCLUSION

It has been a great pleasure for me to work on this exciting and challenging project. This project proved good for me as it provided practical knowledge of not only programming in ASP.NET and C#.NET web based application and no some extent Windows Application and SQL Server, but also about all handling procedure related with “**Crime Management and Reporting System**”. It also provides knowledge about the latest technology used in developing web enabled application and client server technology that will be great demand in future. This will provide better opportunities and guidance in future in developing projects independently.

5. REFERENCES

- [1]www.codeproject.com.
- [2] The Complete Reference “Crystal Reports 2008” by George peck.
- [3]Training and placement website of IIT,Patna.
- [4] “Microsoft Visual Basic 2010” by Michael Halvorson.
- [5] Tynjälä, P., Perspective into learning at the workplace, Educational Research Review, 3, 2008, pp.130-154.
- [6] “The Complete Reference ASP.NET” book by Robert Standefer III..