

Performance characteristics of *Madhuca Indica* (mahua oil) biodiesel and its blends after treatment with turpentine oil in a CI engine.

Vineet Pushya^{1*}, Gurdeep Singh²

¹ School of Polytechnic, Lovely Professional University, Phagwara

² Department of Mechanical Engineering, CT college, Jalandhar

Keywords: Bio diesel, Mahua Oil, Turpentine oil, Performance Characteristics.

ABSTRACT

In the present work, a practical work has carried out to check the performance properties of a diesel engine charged by the mineral diesel, B10 blend of mineral diesel with mahua oil bio diesel and B10 blend of mineral diesel with mahua oil methyl ester (MOME) after treatment with turpentine oil. The performance characteristics which are to be measured is break power (BP), break mean effective pressure (BMEP), break thermal efficiency (BTHE), break specific fuel consumption (BSFC), mechanical efficiency. The outcomes would be compared to the mineral diesel in the same conditions. It has been observed that at higher load B10 blend of MOME and turpentine have higher break power, while there is no change in the break mean effective pressure^[9]. Its thermal efficiency is less than mineral diesel but more than the more than the B10 blend of mineral diesel with MOME only. On the other hand, the fuel consumption has also decreased at higher load if treated MOME is used in engine. Mechanical efficiency of mineral diesel is quite low at higher loads as compare to the bio diesel however treated bio diesel is having comparable mechanical efficiency to the MOME.

INTRODUCTION

Biodiesel make use of several biological sources like animal fat or vegetable oil. Around 100 years ago, a lot of research was in process to use vegetable oil in place of mineral diesel fuel but with time this interest started decreasing due to the reason that petroleum fuels were available in plenty amount and very less cost. But with time, demand of petroleum products started increasing and due to increase in its demand, its prices also started increasing [5]. Eventually it is leading to shortage and depletion of fuels, production of carbon dioxide is increasing. Now from 1970's due to drastic increment in cost, alternative fuels are found with the purpose of providing replacement to petrol products. Earlier the main concern for replacement was only to secure the petroleum fuels, but with time along with security new concern area was to reduce production of carbon dioxide. Vegetable oils help in taking away carbon dioxide (CO₂) at the time of production in much more amounts in comparison to the amount that is added by combustion later on [7]. Many investigations revealed that crude vegetable oil leads to many problems when it is used as a fuel in compression ignition engine. In CI engine lubricating oil layer starts thickening and lot of deposits are formulating, due to these main reason's problems start arising at very early and the main reason for all these problems is viscous oils. Many solutions are there to reduce the viscosity, blending can be done, emulsification can also be done. But these solutions are not that efficient [8]. There are several other ways to use vegetable oil by preparing monoester and this ester product is produced by the process of transesterification.

Hemant et al [2]

In this paper, biodiesel is prepared from methyl ester of castor oil. Which type of oil is usually we have in INDIA edible or non- edible oil. Then which oil is having low cost or high cost and the yearly production of the oil. Mainly in INDIA, edible oils are not used for bio diesel production only non-edible oils are used for the production of biodiesel because price cost of edible oil is higher than the non-edible oil. Castor oil found the best out of the non-edible oils. Because the production is very large and the oil produced from the seeds are also in large quantity.

Edible oil	Oil output (oil/ha)	Oil output (wt %)	Non-edible Oil	Oil output (Oil/ha)	Oil output (wt %)
Soya bean	375	20	Castor	1180	53
Palm	5000	20	Jetropha	1590	50-60
Rapeseed	1000	37-50	Rubber seed	80-120	40-50

Table 1: Represents output of edible oil and non-edible oil in India

Atul Dhar at el [1]

In this paper, biodiesel is prepared from neem oil and characteristics of biodiesel are checked on the basis of thermal properties, emission and combustion characteristic. After checking through the properties, the FFA neem oil is found marginally low quality than the mineral diesel (as shown in table). The performance checked at constant speed on CI engine and found that the blend is having BSFC is greater than the diesel. These properties are checked at the same BSFC. If the biodiesel blend taken in higher concentration combustion gets delayed slightly. Table 2 shows the Combustion duration for the same blend is little shorter than the fossil diesel.

	B05	B10	B20	B50	B100
BSFC	- (1.5 to 4.8)	- (2.6 to 9.6)	+ (3.2 to - 2.6)	+ (1.3to11.1)	+ (2.3to13.5)
BTE	+(5.8 to - 0.8)	+[12.2 to (-1.2)]	+(5.7to -0.3]	+(6.1 to - 3)	+(2.4 to 13.5)

Table 2 shows the BSFC and BTE value as per the blend

N. Saravanan et al [6]

In this paper, performance of MOME on the engine is tested and found.

Power	↓ 13%
Fuel consumption	↑ 20%
CO emission	↓ 26%
HC emission	↓ 20%
NOx	↓ 4%

Due to higher fuel consumption or lesser calorific value the space require on vehicle is large. If we inject fuel at higher pressure then we can overcome this problem. Although its emission contents are environment friendly and we can use its blend with mineral diesel as an alternative.

Experiment Test Machine

The experimental test machine setup consists of one cylinder, 4 strokes. It is a VCR (Variable Compression Ratio) diesel engine connected eddy current type dynamometer for loading. The compression ratio can be varied without changing the geometry of combustion chamber and without stopping engine. By specially designed **tilting cylinder block** arrangement [3]. This set up is capable to analyze the VCR engine performance for the brake power (BP), indicated power (IP), frictional power (FP), Break Mean effective pressure (BMEP), Indicated Mean Effective pressure (IMEP), Break thermal efficiency (BTE), Indicated thermal efficiency (ITE), Mech. Eff., Vol. Eff., SFC, Air/Fuel ratio and heat balance sheet. Lab view based Engine Performance Analysis Software Package “Engine Soft LV” is provided for line performance evaluation [4]. A computerized diesel injection pressure measurement is optionally provided.

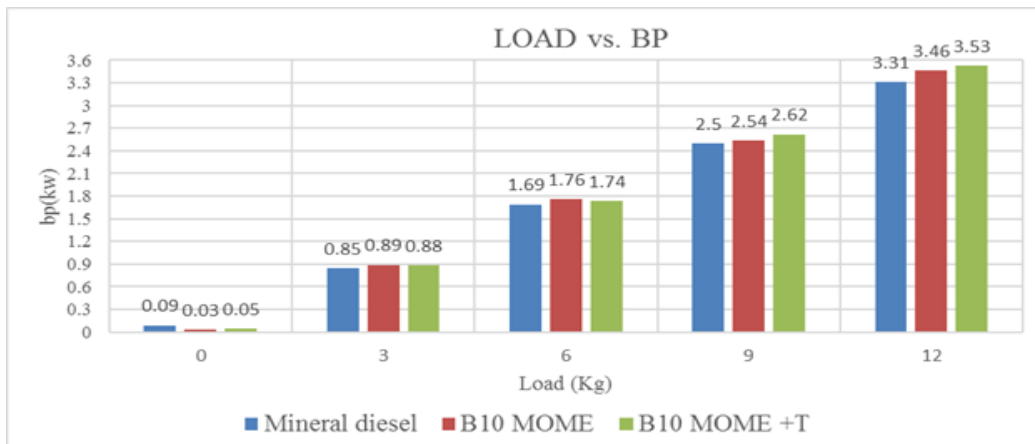


Picture shows the experiment test rig

RESULT ANALYSIS OF PERFORMANCE ON CI ENGINE

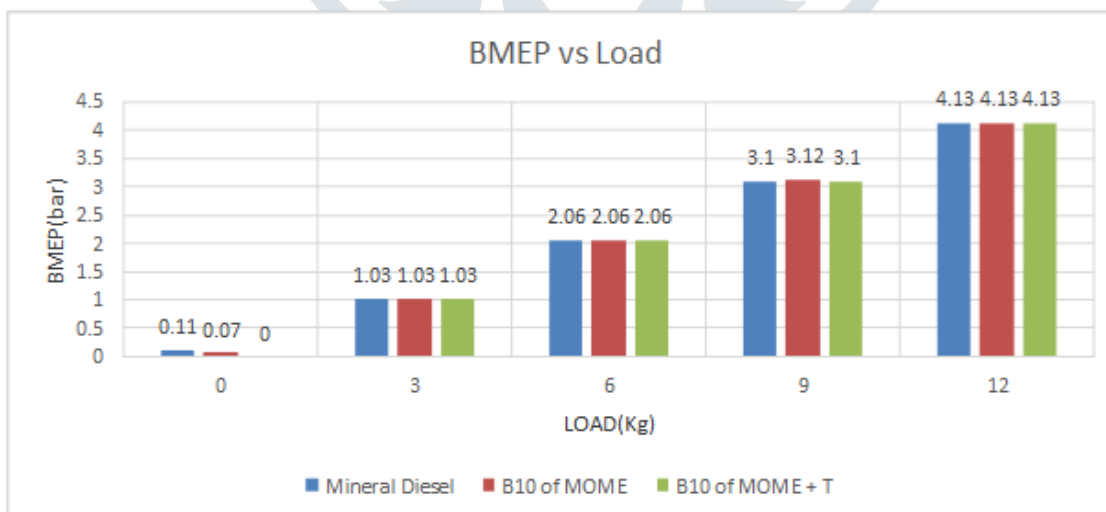
In this graph are shown which compare the blends and mineral diesel with respect to their performance parameters.

Break Power: If we compare B10 of MOME and mineral diesel then it is having higher BP at any load as compare to mineral diesel. At lower loads (0kg-6kg) B10 of MOME + Turpentine has less BP as compare to mineral diesel and B10 of MOME. When load increases to 9kg and above then it is having greater BP than others. Shown in graph 1



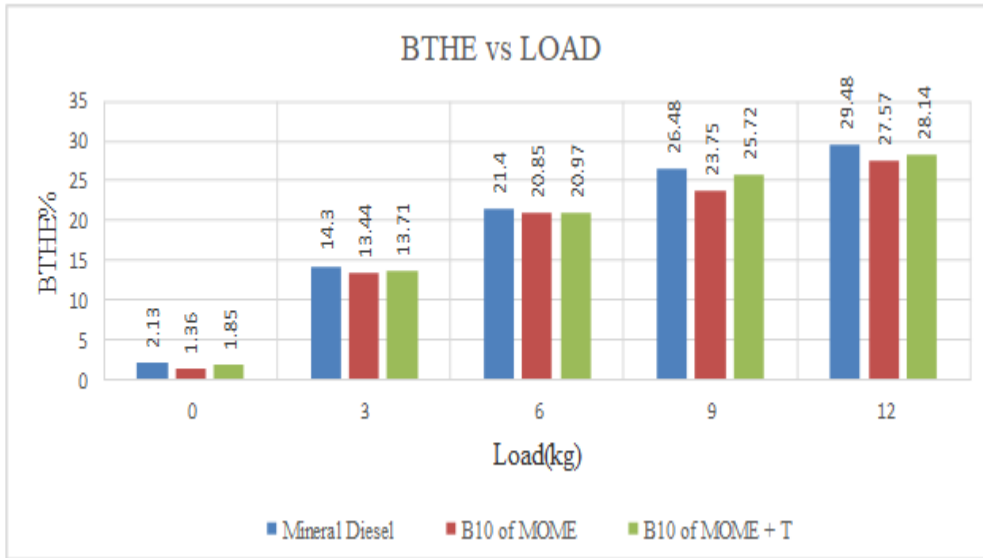
Graph 1: Plot indicates the trend of BP with Load and Blends

Break Mean Effective Pressure: As per plot 2 shown, there is no such difference in the Break Mean effective pressure of any blend and mineral diesel. We can see that, at zero load there is the difference between the BMEP but as the load increases there is no such variation in the BMEP.



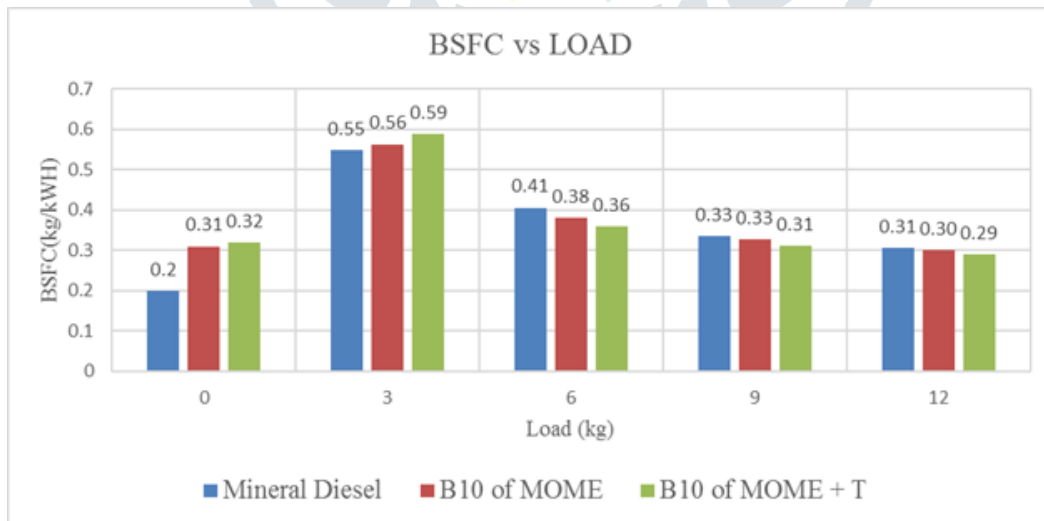
Graph 2: Plot indicates the trend of BMEP with Load and Blends

Break Thermal Efficiency: In this plot 3 we can observe that BTHE of mineral diesel is higher than the blends but the BTHE of B10 of MOME is lesser than the B10 of MOME + T. The increasing trend is due to that small power is lost with increasing load.



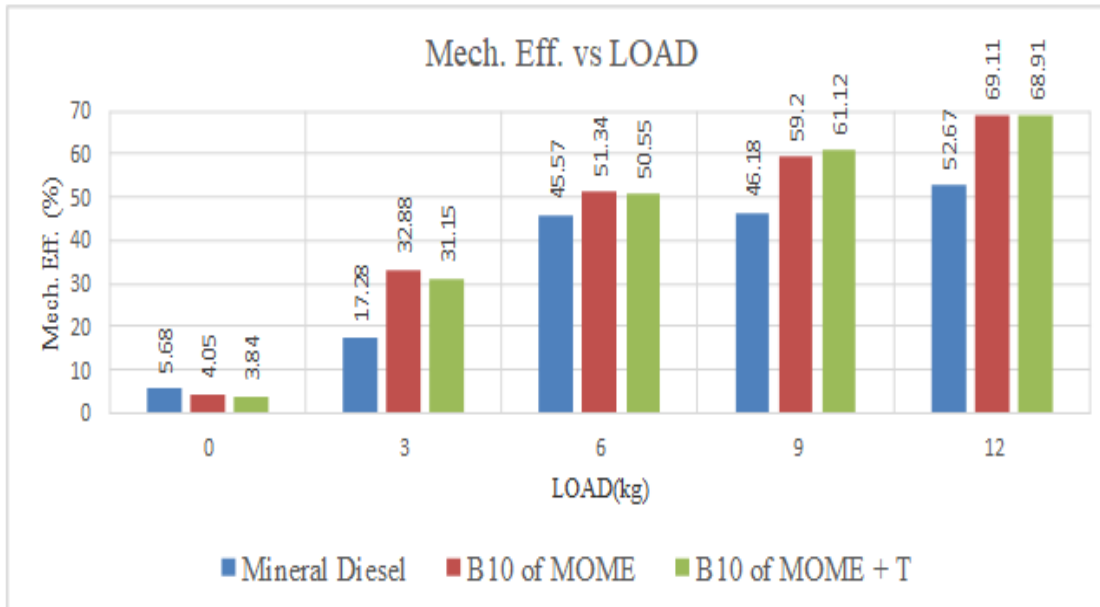
Graph 3: Plot indicates the trend of BTHE with Load and Blends

Break Specific Fuel Consumption: It can be easily analyzed from the graph 4, at the lower loads (0-3) BSFC of mineral diesel is very less as compare to the blends and B10 of MOME + T is having higher BSFC. If load is increases to 3kg then the BSFC of mineral diesel is higher than the others and B10 of MOME+T is having less BSFC than other two.



Graph 4: Plot indicates the trend of BSFC with Load and Blends

Mechanical Efficiency: From this plot 5 we can observe that mechanical efficiency of the B10 of MOMe is higher than the mineral diesel and B10 of MOMe + T. B10 of MOMe + T is having higher mechanical efficiency than the mineral diesel. Whether the BP of B10 of MOMe + T is higher but its mechanical efficiency is lower than the B10 of MOMe.



Graph 5: Plot shows the variation of Mechanical Efficiency with Load of Blends.

CONCLUSION:

In the study of performance analysis of CI engine with B10 of MOMe and B10 of MOMe + T has been done. In which BMEP, BTE, BP etc. is calculated and their charts has been displayed, on which based conclusion is evaluated.

After the experimental analysis of biodiesel blend it is found that B10 of MOMe + T blend is having better combustion due to which emission is very less as compare to B10 of MOMe. But if we analyze the performance parameters it varies with the load conditions. Further the performance of B10 MOMe + T is better than B10 of MOMe and mineral diesel in most aspects.

- At a load of 12 kg **Break Power** of blend and mineral diesel is in the following order

B10 of MOMe+ T > B10 of MOMe > Mineral Diesel

- At a load of 12 kg **BMEP** of blend and mineral diesel is in the following order

B10 of MOMe+ T = B10 of MOMe = Mineral Diesel

- At a load of 12 kg **BTHE** of blend and mineral diesel is in the following order

B10 of MOME < B10 of MOME+ T < Mineral Diesel

- At a load of 12 kg **BSTC** of blend and mineral diesel is in the following order

B10 of MOME+ T < B10 of MOME < Mineral Diesel

- For the further study different blends of MOME + Turpentine with mineral diesel can be tested on the CI engine.
- Energy and Exergy analysis can be done on the engine using the blends of MOME + Turpentine to identify various losses and efficiencies.
- Blended bio diesel of mahua oil treated with turpentine oil can be used on the compressed ignition engine without any modification on engine

REFERENCE:

- [1] Atul Dhar, Robert Kevin, Avinash Kumar Agarwal “Production of biodiesel from high FFA neem oil and its performance, emission and combustion characteristics in a single cylinder DIC engine”, pp. 118-129, 2012.
- [2] Hemant Y. Shrirame, N.L. Panwar, B.R. Bamniya “Bio diesel production from castor oil- A green energy option”, doi:10.4236/ice.2011.21001, pp. 1-6, 2011.
- [3] Penugonda Suresh Babu, Venkata Ramesh Mamilla “Methanolysis of castor oil for production of biodiesel”, E-ISSN 0976-3945, pp. 146-148, 2012.
- [4] A.M. Ashraful, H.H Masjuki, M.A.Kalam, I.M.Rizwanul Fattah, S.Imtenan, S.A. Sahir, H.M. Mobarak” production and comparison of fuel properties, engine performance, and emission characteristics of biodiesel from various non-edible vegetable oils: A review”, 2014, pp. 202-228
- [5] Sukumar Puhan, N. Vedaraman, Bopanna V.B. Ram, G. Sankarnarayanan, K.Jeychandran “, Mahua oil (Madhuca Indica seed oil) methyl ester as biodiesel-preparation and emission characteristics”, 2004, doi:10.1016/j.biombioe.2004.06.002.
- [6] N. Saravanan, G. Nagaranjan, Sukumar Puhan” experimental investigation on a DI diesel engine fuelled with Madhuca Indica ester and diesel blend”, 2010, doi: 10.1016/j.biombioe.2012.01.028, pp. 838-843
- [7] Prakash C. Jena, Hifjur Raheman, G.V. Prasanna Kumar, Rajendra Machavaram “Biodiesel production from mixture of mahua and simarouba oils with high free fatty acids”, biomass and bioenergy 34 (2010) 1108 – 1116.
- [8] K. Muralidharan, D. Vasudevan, K.N. Sheeba “Performance, emission and combustion characteristics of biodiesel fuelled variable compression ratio engine”, Energy 36 (2011) 5385-5393
- [9] N.L. Panwar, Hemant Y. Shrirame, N.S. Rathore, Sudhakar Jindal, A.K. Kurchania” Performance evaluation of a diesel engine fueled with methyl ester of castor seed oil”, Applied Thermal Engineering 30 (2010) 245–249
- [10] Padhi, S.K., Singh, R.K.” Optimization of esterification and transesterification of Mahua (Madhuca Indica) oil for production of biodiesel”, J. Chem. Pharm. Res., 2010, 2(5):599-608.