

Multiple-Objective Optimization of Double Tube subjected to Oblique Impact Loading for Bumper

Manoj Kumar, Department of Mechanical Engineering,
Galgotias University, Yamuna Expressway
Greater Noida, Uttar Pradesh
Email ID: manojkumar@Galgotiasuniversity.edu.in

ABSTRACT: *This paper introduces the multiple-objectives optimization of the double circular tube made of aluminium foam under oblique load for numerous parameters of load angle and geometry. Thin-walled metallic tubes are used for the absorption of impact energy in vehicle systems, for example in bumper beams. In this paper, the aluminium alloy 'AA6063 T6' foam filled tube that was clamped at both ends, at the bottom as boundary condition and at the top, the tube is applied with quasi-static load angle force ranging from 0 degree to 30 degree with respect to longitudinal direction of tubes. The finite element analysis using 'ABAQUS code' was validated based on the applicable experimental data, and the tubes deformation modes were analysed. Using the Particle Swarm optimization algorithm (PSO), multiple-objective optimization design of crush parameters such as minimum peak crushing force and maximum specific energy absorption was performed. Different optimum designs were detected for different loading angles and double circular tube geometries.*

KEYWORDS: *Aluminium foam, bumper, beam, double circular tube, oblique loading/impact, PSO (Particle Swarm Optimization).*

INTRODUCTION

Regulations on fuel economy and emission gas are the main priorities in shifting up of the automobile manufacturing companies to the lighter materials in for designing automotive structures. When factors lie high strength to weight ratio is considered, then aluminum alloys are widely used in numerous forms, such as for extrusions and castings. Aluminum alloys are also used in new vehicles in front and rear bumper bars, crash cages, longitudinals – in the extruded shape, as well as other protective elements such as side-door impact pillars, supports, engine cradles, and chassis and suspension parts.

While the use of lightweight materials tends to minimize fuel consumption and thus lower carbon dioxide emissions, the passive protection achieved by using lightweight materials is yet another rigorous requirement from society. Thus in a potential collision, the automotive industry has become highly concerned about the passenger health[1]–[6]. Various programs exist for instance the NCAP (New Car Assessment Program) to assess the crashworthiness of new vehicles. NCAP contains several standardized tests for new vehicles, where the occupant damage is assessed using crash-test dummies and structural performance (Euro NCAP, 2002). Results from the NCAP tests help motor consumers select a crash-worthy car. However, it is worth remembering that carrying out a full-scale crash check of a vehicle is often time intensive and expensive.

Indeed the automotive industry is dealing with a wide range of crash situations. The wide range of accidents makes it desirable that they should be considered in groups with basic similarities. Figure 1 indicates that the highest proportion of injuries occur at the front of the car, around sixty per cent, and these offset impacts are by far the most commonly observed dangerous cases on the highways, and they often eventually lead to the highest death toll (Frank and Gruber, 1992). Oblique or side collisions are less common and significant in their effects, with relatively rare rear impacts and "roll-overs." Therefore, analysis has concentrated mainly on front and side accidents, the former of which might be called the "typical" severe injury (Pugsley and Macaulay, 1978).

The bumper beam is the main component in a frontal or rear crash of the vehicles as the damage is sustained and the forces are transferred to the rest of the vehicular structure. Accordingly, modern bumper beam systems play a key role in the safety concept of an automobile, ensuring that the passenger receives minimal accelerations. The car producers are now requiring reliable bumper beam structures that display strong and reproducible impact behaviour.

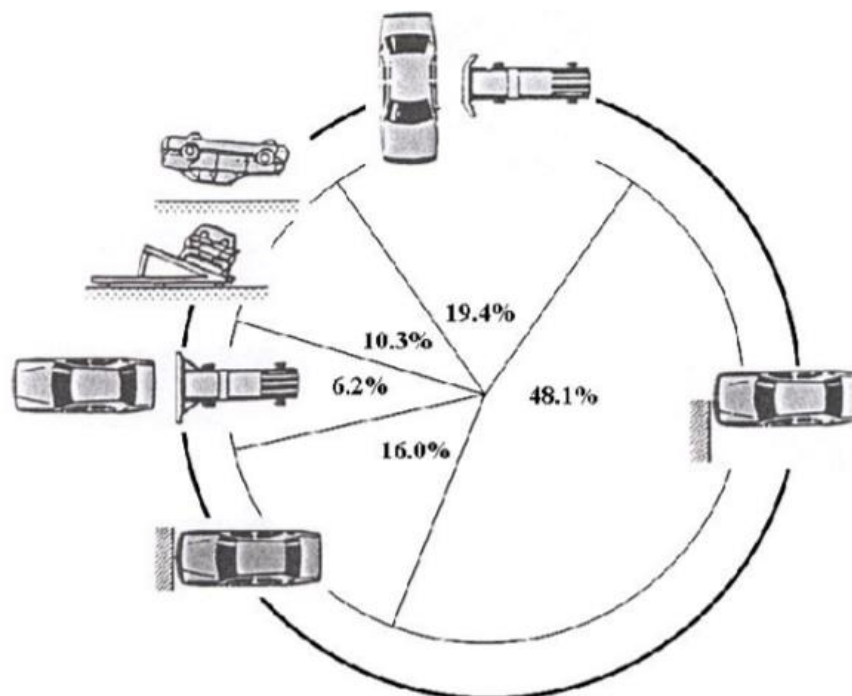


Figure 1: Distribution of Real World Severe Passenger Car Accidents by Type of Collision (Frank and Gruber 1992)

The automotive industry now aims to increase the ability of systems to crash worthiness and to minimize vehicle weight for fuel protection. Simulation is chosen in this paper because physical testing is costly. Alexander et al initially studied the behavior of tubes under axial load. This research was then continued by other scholars such as Reid et al., who studied tube inversion and bending; and Jones et al., who concentrated on the variations between circular and square tubes that were subject to impact axial loading. Alghamdi et al. compared various collapsible energy absorbers, such as circular and square tubes, in different cross-sections. Several researchers filled thin-walled tubes with cellular material such as foams, in order to further increase energy absorption. Pioneers in the study of empty and lined aluminum tubes were Seitzberger et al. Guo et al. studied axial and three-point bending of the experimental and numerical solutions of tubes. Subjected to oblique impact testing, Reyes et al. studied thin-walled aluminum. Several researchers investigated thin-walled aluminum foam tubes for bumper beam, for example Li et al. This work utilized the numerical solution to analyze the crash-worthiness behavior of different loading angles subjected to a double pipeline. Instead, using particle swarm optimization (PSO), the result of finite element simulation was optimized.

MATERIAL AND METHODOLOGY

Crash-worthiness:- Requirements of Double Tube Subjected to Oblique impact:

Some crash worthiness criteria for evaluating structure efficiency energy absorption include energy absorption (EA), specific energy absorption (SEA), mean crushing force (MCF), and peak crushing force (PCF). EA is defined as the total stress energy that was absorbed from the crushing force-deflection curve during deformation. EA is set out in Equation 1.

$$EA(d) = \int_0^d F(x) dx \quad (1)$$

Where d is the effective duration of the stroke and F(x) is the instantaneous crushing rate. SEA is defined as the energy absorbed ratio (EA) to the mass of the structure (Mt) and is given by the formula in equation 2.

$$SEA = EA / Mt \quad (2)$$

Finite Element Models of a Cylindrical Double Tube upon Subjection to Oblique loading:

Models of the cylindrical double tube are illustrated in Figure 2.

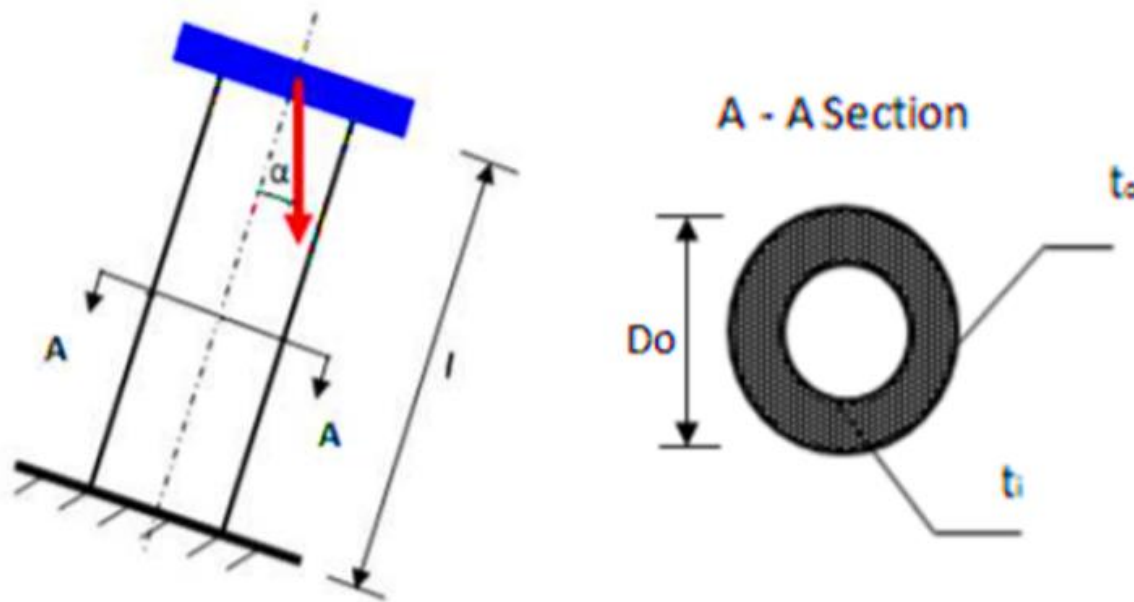


Figure 2: Dimensions, Boundary and Loading Condition of aluminum-Foam-Filled Double Tube

Test length of double tube (Length= 210 mm), inner thickness 't_i' and inner diameter 'D_i' are 1.5 mm and 26 mm sequentially for modeling energy absorbing structures such as a passenger vehicle's bumper brace. Pipe ends were set at both ends [7], [8]. The bottom was the boundary condition, and oblique loading was imposed on the top of the drain. We found four loading angles in this model ($\theta_1= 0$ degree, $\theta_2= 10$ degrees, $\theta_3= 20$ degrees and $\theta_4= 30$ degrees). In the simulation the explicit finite element code 'ABAQUS' has been implemented. The circular tubes were modeled in Figure 2, with four Belytschko–Tsay node shell elements. For aluminum alloy, an elastic-plastic model was adopted while the closed-cell aluminum foam used the crushable foam, which Deshpande and Fleck had developed.

AA 6063 T4 aluminum alloy was modeled using a shell element, and solid elements were used to develop the foam. Two surfaces were added to the double cylinder pipeline. A constant velocity of 1 m / s was applied to oblique charge.

Material of Aluminum-Foam-Filled Cylindrical Double Tube:

For the double circular loop, the AA6063 T6 was applied with the following material properties: density $\rho=2700$ kg / m³, Young's module $E=68.2$ Gpa, Poisson ratio $\nu=0.3$, initial yield stress $\sigma_y=162$ Mpa, and Ultimate stress $\sigma_u=192$ Mpa. By comparison, the properties of the foam are: density $\rho_0= 2700$ kg / m³ $C_{pow}= 526$ and $m= 2,17$.

Multiple-Objective optimization :

This research aims to optimize double tube aluminum foam for optimum crash-worthiness efficiency i.e. maximum SEA and minimum PCF under axial and angular impact charge as illustrated in Figure 3.

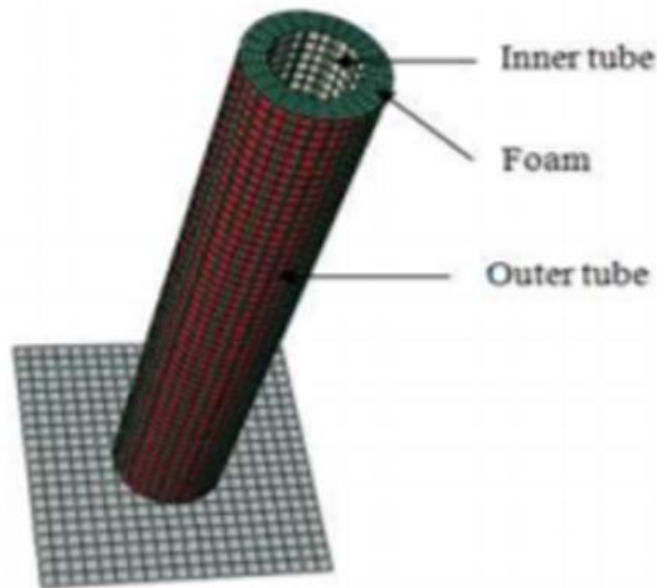


Figure 3: Finite Element Model of Cylindrical Double Tube

Multi-Objective Particle Swarm Optimization (MOPSO)

SO's history is a population based optimization algorithm focused on flocking bird behavior. Among these algorithms was created the multiple objective Particle Swarm Optimization (MOPSO).

The 'MOPSO' algorithm requires low computational cost and rapid convergence, and it is able to get the best set of Pareto solutions close to the true Pareto form. MATLAB implemented the MOPSO algorithm to produce the Pareto front of two opposing EA and PCF in separate multi-objective parameter optimization problems.

RESULTS AND DISCUSSION

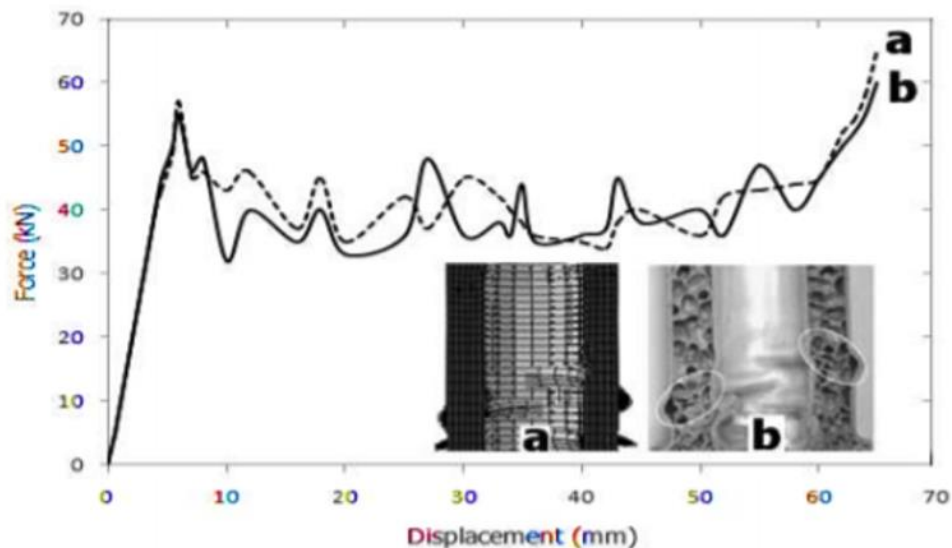


Figure 4: (a) Simulation Comparison and (b) Experimental Result

Validation is required to make sure that the results of the experiment match the derived data from the developed model. Li et al. used experimental results to present energy absorption of single, double, and empty tubes filled with aluminum-foam illustrated in Figure 4.

Figure 5 demonstrates the axial and angular loading crushing behavior (0 degree and 30 degrees). Absorption of energy affects the structure's pattern of deformation. Tubes under axial load caused behavior of deformation, such as collapse and crushing whereas on the other side of the tube, oblique impact is switched from mode of deformation to mode of bending.

Through considering the parameters, the equations of multi-objective optimization of aluminum foam dual tube were obtained. The maximum specific energy absorption energy (SAE) and minimum peak crushing force (PCF) were expected to be determined in the results. Two parameters are presented in this paper: outer thickness of wall tubes (t_o), and outer diameter of wall material (D_o).

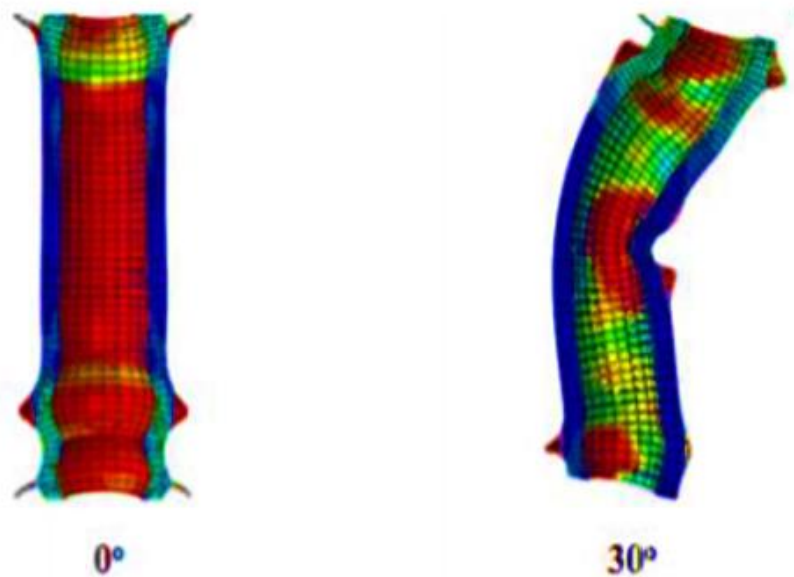


Figure 5: Crash Behavior of Aluminum Foam Tube Subjected to Axial and Angular Impact

Table 1 show the impact of the load angle on the performance of the crash-worthiness optimization for the double tube aluminum foam. The maximum value of SEA on the axial impact on the other hand is the minimum PCF value on the oblique effect at 30 degrees. Increasing effects of load angle to decrease the load angle effects of SEA and PCF.

Table 1: Ideal Optimums of the Objective Function for Aluminum Foam Double Tube Subjected to Oblique Loading

Impact angle [deg]	Objective function	t_o [mm]	D_o [mm]	SEA[kJ/kg]	PCF[kN]
0	Max SEA	2.65	42.43	15.65	11.96
	Min PCF	2.64	40.67	11.51	3.08
10	Max SEA	2.65	42.43	13.84	10.86
	Min PCF	2.71	40.59	9.84	2.87
20	Max SEA	2.29	42.43	11.06	9.13
	Min PCF	2.49	40.28	7.03	2.51
30	Max SEA	2.75	42.46	9.25	8.54
	Min PCF	2.19	40.15	2.97	1.04

CONCLUSION

The absorption of energy from the vehicle bumper beam was checked. It can be inferred from the study that FEA analysis can estimate energy absorption even if there is a small percentage of error FEA simulation, but the result obtained within the standard requirement is fair as its. There are several variables that influence the absorption of the electricity. Some factors discovered are cross section, rib, width, substance, shape, and also state of impact.

During impact this multiple form of structure consumes specific kinetic energy. Research analysis of these systems can be conducted about energy absorption. For automotive bumper beams, therefore, a detailed study on the design structure of various types of cross section beams for natural fiber composite material may be studied in future.

This paper addressed the optimum conditions of cylindrical double tubes with aluminum foam subjected to oblique effect by taking into account different loading angles. To evaluate the maximum SEA and minimum PFC with varying thickness and diameter of the outer tube walls, the multi-objective optimization equation was formulated. PSO algorithm used the Pareto front has achieved optimum results. This thesis studied the optimization of double tube aluminum foam subjected to angular loading variation. With the increasing angle of impact it causes effects on the SEA and PCF which decrease the value. These results can be the basis for designers to implement this structure especially for the bumper beam of automobiles.

REFERENCES

- [1] Y. Zhang, G. Sun, X. Xu, G. Li, and Q. Li, "Multiobjective crashworthiness optimization of hollow and conical tubes for multiple load cases," *Thin-Walled Struct.*, 2014.
- [2] F. Djamaluddin, S. Abdullah, A. K. Ariffin, and Z. M. Nopiah, "Optimization of foam-filled double circular tubes under axial and oblique impact loading conditions," *Thin-Walled Struct.*, 2015.
- [3] Q. Gao, L. Wang, Y. Wang, and C. Wang, "Multi-objective optimization of a tapered elliptical tube under oblique impact loading," *Proc. Inst. Mech. Eng. Part D J. Automob. Eng.*, 2017.
- [4] F. Djamaluddin, S. Abdullah, A. K. Ariffin, and Z. M. Nopiah, "Finite element analysis and crashworthiness optimization of foam-filled double circular under oblique loading," *Lat. Am. J. Solids Struct.*, 2016.
- [5] F. Djamaluddin, S. Abdullah, A. K. Arrifin, and Z. M. Nopiah, "Multi-objective optimization of aluminum foam double tube subjected to oblique impact loading for automobile bumper beam," in *Applied Mechanics and Materials*, 2014.
- [6] Q. Gao, L. Wang, Y. Wang, F. Guo, and Z. Zhang, "Optimization of foam-filled double ellipse tubes under multiple loading cases," *Adv. Eng. Softw.*, 2016.
- [7] A. Baroutaji, M. Sajjia, and A. G. Olabi, "On the crashworthiness performance of thin-walled energy absorbers: Recent advances and future developments," *Thin-Walled Structures*. 2017.
- [8] J. Song, "Numerical simulation on windowed tubes subjected to oblique impact loading and a new method for the design of obliquely loaded tubes," *Int. J. Impact Eng.*, 2013.