



# Potentiometric Determination of Stability Constant of transition metal complexes with primary ligand and secondary ligand

Noor Mohammad<sup>1</sup>

<sup>1</sup>Department of Chemistry, Bapumiya Sirajoddin Patel Arts, Commerce and Science College, Pimpalgaon kale, Tq- Jalgaon Jamod, Dist-Buldhana.

## Abstract

Prepare of Binary and Ternary complexes of Fe (III) with Ligands Nicotinamide, Penicilliamine, and Cysteine was studied by potentiometric technique at  $25 \pm 0.1^{\circ}\text{C}$  and 0.1M ( $\text{NaClO}_4$ ) ionic strength. The ternary complex formation was found to take place in a stepwise manner. The stability constant of binary and ternary complexes was calculated by using SCOG Programme. The Nicotinamide is used as primary ligand and Penicilliamine and Cysteine as secondary ligand.

**Key words:** Stability constant, Nicotinamide, cysteine, penicilliamine, potentiometric technique.

## Introduction

As the present investigation deals with the study of stability constant of various binary as well as ternary complexes of Nicotinamide, Cysteine and Penicilliamine with Fe (III) in aqueous medium. The determination of stability constant is of paramount importance in the knowledge of chelates. The work of J. Bjerrum <sup>1</sup> has enlightened and enhance the investigation of equilibria of metal chelates. Nicotinamide is a pyridine derivative and important for human health, is present in plant and animal tissue. Nicotinamide is exist in a form of NAD. The bimetallic complexes of Nicotinamide studied because of biological importance of NA <sup>2-4</sup>. Cu (II) forms binary and ternary complexes with glycine alanine, valine, cystine, penicilliamine <sup>5</sup>.

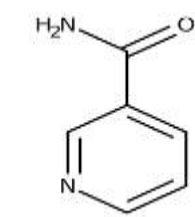
The development in the study of mixed-ligand complexes has been very fast in recent year <sup>6-7</sup>. The study of mixed ligand complex formation is of interest to the analytical chemists <sup>8</sup>, and to the bioinorganic researchers <sup>9</sup>.

## Experimental

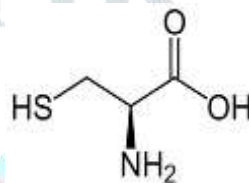
Nicotinamide, penicilliamide, cysteine, NaOH, NaClO<sub>4</sub>, HClO<sub>4</sub> and metal nitrate were of Analar grade. The solutions used in the potentiometric titrations were prepared in double distilled water. The pH-meter was calibrated before each titration with standard buffer solution of 4:0, 7:0 and 9.2. The pH-meter (Ellco, L1.120) was used with a combined glass electrode. pH-metric titration data of the solution are according to Irving and Rossotti method <sup>10</sup>.

## Results & Discussion

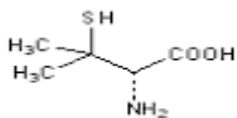
The dissociation constant of NA, penicillamine, cysteine of the associated proton Pka <sup>11</sup>. Complex formation of metal ions of biological importance with amino acids. Small peptides and their derivatives are of great significance. Chakarborty studied the effect of a sulfonamide group at a chelating position on the modes of Cu (II) ions co-ordination with a series of N-benzene sulfonyl derivatives <sup>12</sup>.



Nicotinamide

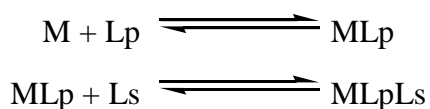


Cysteine



Penicillamine

The Cu (II) carboxylic and amino group NA system taken as representative <sup>13</sup>. The mixed-ligand system was found to deviate considerably from the resultant composite curve indicating the formation of a ternary complex. The ternary complex formation could be considered in stepwise equilibria equations.



Where L<sub>p</sub> = Carboxylic and amino group

L<sub>s</sub> = Neutral ligand nicotinamide

For the present work nicotinamide is taken as primary ligand and penicillamine and cysteine as secondary ligand. The results are shown in tabular form.

### Protonation Constant of Ligands

Ligands	$Pk_1^H$	$Pk_2^H$
Nicotinamide	3.45	--
Penicillamine	1.6	10.5
Cysteine	1.8	8.15

### Mixed-Ligand Complexes of Fe(III) with Different Ligand

Ligands	$Pk_1^H$
Nicotinamide + Penicillamine	10.40
Nicotinamide + Cysteine	10.01

The present work shows the complex formation equilibria and stability of the complexes.

The stability constant values of the following Ligands were determined and reported by various workers earlier which encloses metformin, mandetes acid, adenosive and many more biologically active drugs<sup>14-15</sup>.

### ACKNOWLEDGEMENT

Respected Hon'ble Adv Salim bapumiya patel saheb president satpuda shikshan va gramin vikas sanstha palshi Vaidya, Respected Hon'ble Rabbani Deshmukh saheb joint secretary satpuda shikshan va gramin vikas sanstha palshi Vaidya, Respected Hon'ble Dr I A Raja Principal of Bapumiya sirajoddin patel arts commerce and science college pimpalgaon kale for there continues encouragement and providing necessary facilities.

### References

1. J. Bjerrum, "Metal amine formation of Aqueous Solution", P. Haase & Sons, Copenhagen, 1941.
2. Sharma, S.B, Singh V.P, Singh M.K, 1986, J. Indian Chem. Soc., 1986, 63, 794.
3. P.P. Singh, D. Singh, S.A. Khan, J. Indian Chem. Soci., 1986, 63, 951.

4. Kayande, D.D, Abdel Baset, Zaid A, Vidya Pradhan, Mazahar Farooqui, Int. J. of Science & Nature, Vol. 3(2), 2012, 416 – 419.
5. J.C. Bailor Jr., “Chemistry of the co-ordination compound” Reinhold Publications, NY, 1956.
6. W. Preetz and E.Z. Biaaiu, An. Org. Chem., 332, 190, 1964.
7. D.D. Perrin, I.G. Sayee & V.S. Sharma, “J. Chem. Soci”, (A) 1755, 1967.
8. I.P. Alimarin and V.J. Sheleskaya “Pure Appl. Chem.”, 21, 4, 461, 1970.
9. M.T. Beck, D.Van Nostrand Co. In., NY, 1969.
10. H.N. Irving, H.S. Rossotti, J. Chem. Soc., 1954, 2904.
11. R.B. Simpson, Association constant of methyl mercuric and mercuric ions with nucleoides., J. An. Chem. Soc., 86, 1964, 2059.
12. G.N. Mukherjee and P.K. Chakraborty, J. Indian Chem. Soci., 79, 137, 2002.
13. A.A. Zaid, M. Farooqui and D.M. Janrao, Asian J. Res. Chem., 4, 1630, 2011.
14. S.V. Thakur, M. Farooqui and S.D. Naikwade, J. Chem. Pharmaceut. Res. 4, 4412, 2012.
15. S.V. Thakur, M. Farooqui, S.D. Naikwade, Acta, Chem. Pharma. Indica, 3(1), 35, 2013.

