



# Colour Separation Overlay using CNN Model.

Ayush Kumar<sup>1</sup>, Sobhit Tomar<sup>2</sup>, Kumar Aryan Amrendra<sup>3</sup>, Preeti Suryawanshi<sup>4</sup>

**Abstract**— We have proposed a method for creating a green background used in image production that allows an image editor to add visual effects in post-production through an editing technique called chroma keying. For unstructured applications like displays with natural light, shadows, and marks on them, we propose a completely automatic and real-time green screen keying system. To identify the background from the foreground in the absence of regulated illumination and adequate human direction, a highly robust segmentation algorithm is required. When time is restricted, the robust CNN model struggles to attain both high robustness and good pixel-wise precision

**Keywords**— background, visual effects, chroma-keying, Convolution Neural Networks, foreground.

## I. INTRODUCTION

Colour Separation Overlay is a widely used and popular technique used in everyday life, in movies, in video production etc. Thanks to the rapid development of computer graphics, the compositing shot has become a common choice in the film and television industry. Alpha or digital matting is the accurate extraction of a foreground item from any media source that is images, videos etc. It is essential to the process of editing images and videos.

Green/blue screen keying plays a crucial role in image/video compositing and has already shown its production-level matting quality in many applications. In this project, we are using the Colour Separation Overlay method which uses a convolutional neural network (CNN or ConvNet).

The proposed project is based on CNNs which are particularly useful for finding patterns in images to recognize objects, classes, and categories.

Using the compositing equation,  $I = F + (1 - \alpha) B$ , where  $F$  and  $B$  are the foreground and background colours of pixels that are linearly combined using  $z$  to represent its observed colour  $I$ , the process is mathematically represented by thinking of the observed colour of a pixel as a combination of foreground and background colours. Pixels with an opacity value of  $\alpha = 1$  are considered to be in the foreground, while those with a value of  $\alpha = 0$  are considered to be in the background.

## II. RELATED WORK

Colour Separation Overlay is a common method used in visual effects and picture editing.

The input image is generally divided into the foreground, background, and regions with undetermined contrast using a trimap. A variety of image processing techniques, including deblurring [2], soft colour segmentation [3, 4], reflection removal [5], and green-screen keying [1], make use of opacity estimation in images.

The colour statistics of the known foreground and background are built via sampling in sampling-based algorithms [6,7], and the matte in the 'unknown' region is then solved. Propagation-based techniques [8,9,10] seek to resolve the matting equation by propagating the alpha matte from the foreground and background regions into the 'unknown' region.

### III. SYSTEM DESIGN

#### A. System Block Diagram

In the proposed project, we have built software that will use the concept of Colour Separation Overlay that is with the help of CNN.

CNN which helps them in finding patterns in images and videos allows the CNN algorithm

To suppress the background and input given by the users.

For this project the requirements are

- HARDWARE REQUIREMENTS:
  1. SYSTEM PROCESSORS: 5
  2. SPEED: 2.4GHz
  3. HARD DISK: 500GB
- SOFTWARE REQUIREMENTS:
  1. OPERATING SYSTEM: 64Bit Windows
  2. LANGUAGE USED: Python
  3. IDE: Google Colab

### IV. SYSTEM FLOW CHART

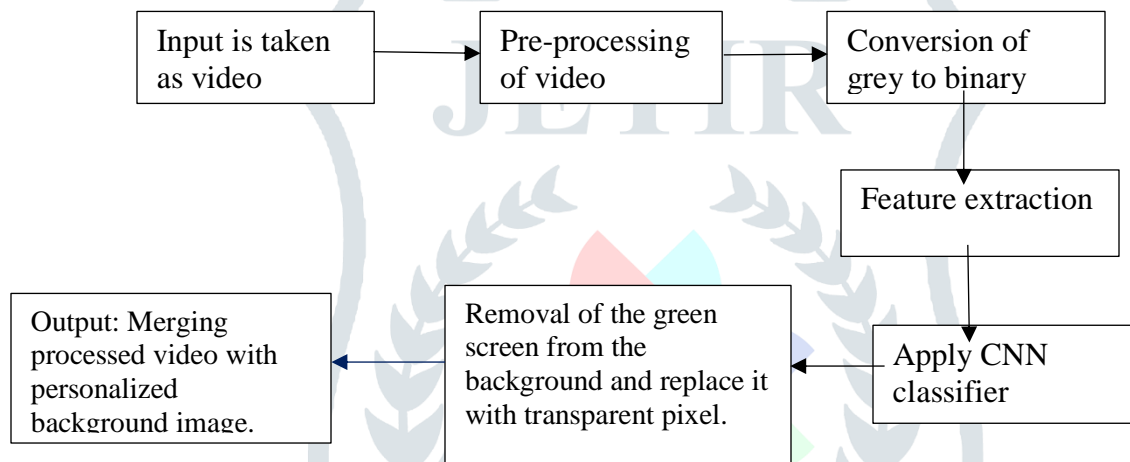


Fig. 1. System Flow Chart Colour Separation Overlay using CNN Model

Colour Separation Overlay which uses CNN helps in finding patterns in images to recognize objects, classes and categories. In the proposed project we give images/videos as Input to the software/code which converts the given input into greyscale (The main reason why grayscale representations are often used for extracting descriptors instead of operating on colour images directly is that grayscale simplifies the algorithm and reduces computational requirements). Then feature extraction takes place that is in this is the process of transforming raw data into numerical features that can be processed while preserving the information in the original dataset. CNN is a neural network: an algorithm used to recognize patterns in data is used to recognize patterns and will remove the green screen from the background of the input image/video and replace it with transparent pixels, after that, we can upload any background in place of our original background (Green Screen).

With the help of this proposed project users can easily edit their images/videos as per their requirements.

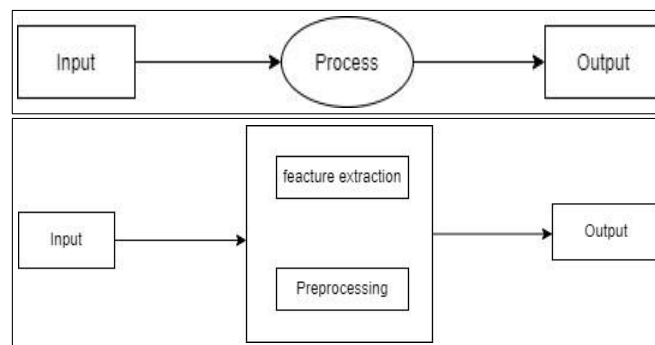


Fig. 2. System Flow Chart Colour Separation Overlay using CNN Model

## IV. RESULT



Fig. 4: Input




Fig 5:processing





Fig 6 : output

## V.CONCLUSION

Colour Separation Overlay or Green Screen is at the centre of almost every Image, Video and Movie which we see in everyday life. The main important takeaway is that the editing can be done from anywhere. This saves the time and money of the user as they don't have to travel to far places for pictures, they can use Colour Separation Overlay or Green Screen and replace the background as per their needs. During the Covid -19 times, there were travel restrictions at that time every media group or film producer used Colour Separation Overlay or Green Screen for their movies film. As a Colour Separation Overlay or Green Screen technology consumer and developer, we must know about both the merits and the challenges associated with the adoption of Colour Separation Overlay or Green Screen.

## VI. ACKNOWLEDGMENT

We express our sincere gratitude towards the faculty members who makes this project phase II successful. We would like to express our thanks to our guide Ms. P.K.Suryavanshi for their wholehearted cooperation and valuable suggestions, and technical guidance throughout the project work. Special thanks to our H.O.D. Dr. Ms. S.K.Jagtap for her kind official support and encouragement. We are also deeply thankful to our project coordinators Mr. P.S.Kokare and Ms. M.M.Sonkhaskar for their valuable guidance. Finally, we would like to thank all staff members and faculty members of the E & TC Department who helped us directly or indirectly to complete this work successfully.

## VII. REFERENCES

- [1] Y. Aksoy, T. O. Aydın, M. Pollefeys, and A. Smolic. Inter- ´ active high-quality green-screen keying via colour unmixing. *ACM Trans. Graph.*, 35(5):152:1–152:12, 2016
- [2] J. Pan, Z. Hu, Z. Su, H.-Y. Lee, and M.-H. Yang. Softsegmentation guided object motion deblurring. In *Proc. CVPR*, 2016.
- [3] Y. Aksoy, T. O. Aydın, A. Smolic, and M. Pollefeys. ´ Unmixing-based soft colour segmentation for image manipulation. *ACM Trans. Graph.*, 36(2):19:1–19:19, 2017
- [4] J. Tan, J.-M. Lien, and Y. Gingold. Decomposing images into layers via RGB-space geometry. *ACM Trans. Graph.*, 36(1):7:1–7:14, 2016.
- [5] Y. Shih, D. Krishnan, F. Durand, and W. T. Freeman. Re-flection removal using ghosting cues. In *Proc. CVPR*, 2015
- [6] Eduardo SL Gastal and Manuel M Oliveira. Shared sampling for real-time alpha matting. In *Computer Graphics Forum*, volume 29, pages 575–584. Wiley Online Library.
- [7] Yagiz Aksoy, Tunc Ozan Aydın, and Marc Pollefeys. Designing effective inter-pixel information flow for natural image matting. In *Proceedings of the IEEE Conference on Computer Vision and Pattern Recognition*, pages 29–37, 2017.
- [8] Qifeng Chen, Dingzeyu Li, and Chi-Keung Tang. Knn matting. *IEEE transactions on pattern analysis and machine intelligence*, 35(9):2175–2188, 2013
- [9] Philip Lee and Ying Wu. Nonlocal matting. In *CVPR 2011*, pages 2193–2200
- [10] Kaiming He, Jian Sun, and Xiaoou Tang. Fast matting using large kernel matting Laplacian matrices

