



# ONLINE CODE EDITOR- CODEFUSION

**Sanjay Gouda, Shriram Gouda, Sudeep Naik, Nikhil Shetty, Harishma KV**

Student, Student, Student, Student, Professor  
Department of Computer Science and Engineering,  
Srinivas Institute of Technology, Mangalore, India

**Abstract :** CodeFusion is a web-based code editor specifically built to support the development and testing of web applications. It empowers users to seamlessly write, compile, and execute code in HTML, CSS, and JavaScript — the core technologies of front-end web development. This platform offers a clean, beginner-friendly, and intuitive interface, making it an excellent tool for coding enthusiasts, students, educators, and professionals alike. Whether you're experimenting with basic web layouts or building interactive user interfaces, CodeFusion provides a real-time coding experience that brings your ideas to life.

What sets CodeFusion apart is its ability to instantly render results, allowing users to see the immediate effect of their code. This real-time preview not only helps in faster debugging but also accelerates the learning process for beginners. The platform simplifies the entire workflow — users can write code, view output, and make changes without the need for any external setup or software installation. Because it is fully web-based, CodeFusion can be accessed from any device with an internet connection, which makes it ideal for remote learning, online classrooms, and team collaboration. Developers can share their code and work together in real time, making it a practical solution for group projects or live teaching sessions.

In summary, CodeFusion is a robust and versatile platform that bridges the gap between learning and professional web development. Its user-friendly environment, real-time compilation, and accessibility make it a powerful tool for creating, testing, and showcasing web development projects with ease.

**IndexTerms - Introduction, proposed methodology, Implementation, Result and Discussion, Conclusion and Future Work, Acknowledgement,References**

## I. INTRODUCTION

In today's fast-paced digital era, the internet and web technologies have become an essential part of every industry, business, and educational domain. The growing dependence on web-based platforms has significantly increased the demand for skilled web developers who can design, build, and maintain dynamic, responsive, and user-friendly websites and applications. This surge in demand has created a pressing need for effective learning tools that simplify the process of acquiring and applying web development skills. Unfortunately, many traditional learning environments and development tools either lack accessibility or are too complex for beginners. To bridge this gap, **CodeFusion** has been developed as an innovative, browser-based code editor tailored for HTML, CSS, and JavaScript — the fundamental building blocks of front-end development.

CodeFusion provides an all-in-one solution that empowers users to write, compile, and execute web code in real-time, directly from their browser, without requiring any software installations or advanced setup. It offers a clean, minimal, and intuitive interface that caters to a wide range of users, from complete beginners to experienced developers. By enabling real-time code execution and instant visual feedback, CodeFusion makes the learning process more interactive, engaging, and practical. This is particularly beneficial for students and self-learners who often struggle with delayed results or complex development environments.

The main objective of the CodeFusion project is to design and develop a comprehensive, user-friendly online platform that simplifies the process of learning, practicing, and showcasing web development projects. It aims to eliminate the limitations found in many existing online editors. Some of these limitations include the absence of real-time output rendering, the lack of support for proper testing and debugging, and an intimidating interface that assumes prior knowledge. For beginners, this can make web development feel inaccessible and discouraging. On the other hand, professional developers often find these editors too simplistic or restrictive for real-world usage.

CodeFusion addresses these issues by offering a balanced set of features: real-time code compilation and rendering, built-in debugging support, and collaborative tools that allow users to share their work or collaborate on projects remotely. Its architecture is designed to be lightweight yet powerful, ensuring performance across different devices and network conditions. Moreover, its learning-friendly environment allows users to experiment with code snippets, visualize changes instantly, and gradually build confidence and competence in web development.

By lowering the barrier to entry and providing an accessible platform for hands-on practice, CodeFusion contributes to the democratization of web development education. It stands out not only as a tool for learning but also as a reliable environment for

prototyping, testing, and presenting web-based solutions. In summary, CodeFusion is more than just a code editor — it is an educational and developmental ecosystem that empowers individuals to grow their web development skills, collaborate efficiently, and contribute to the digital world with creativity and confidence.

## II. PROPOSED METHODOLOGY

The proposed platform, CodeFusion, is an online code editor developed to address the limitations of existing tools by offering a comprehensive and user-friendly environment for web development. It provides real-time support for HTML, CSS, and JavaScript, allowing users to view instant output and debug code efficiently. The software setup includes a Windows operating system, Google Chrome browser, and any preferred code editor such as Visual Studio Code. The development environment consists of HTML5 and CSS3 for the frontend and JavaScript for handling backend logic within the browser itself, eliminating the need for external frameworks or servers. No additional libraries are required, although they can be added to extend functionality. The minimum hardware requirements are 4GB RAM, 20GB of free disk space, and a stable internet connection. CodeFusion is built on a three-tier architecture that integrates a responsive client-side interface with built-in code processing and an optional server-side layer for data storage. The interface features tools like toggle buttons and real-time preview panels, ensuring smooth and intuitive interaction. For projects requiring data persistence, optional cloud services like Firebase or MongoDB can be integrated to enable saving user sessions and code snippets. This scalable design makes CodeFusion well-suited for web-based development platforms, online coding tutorials, and interactive learning environments, ultimately enhancing user productivity and experience.

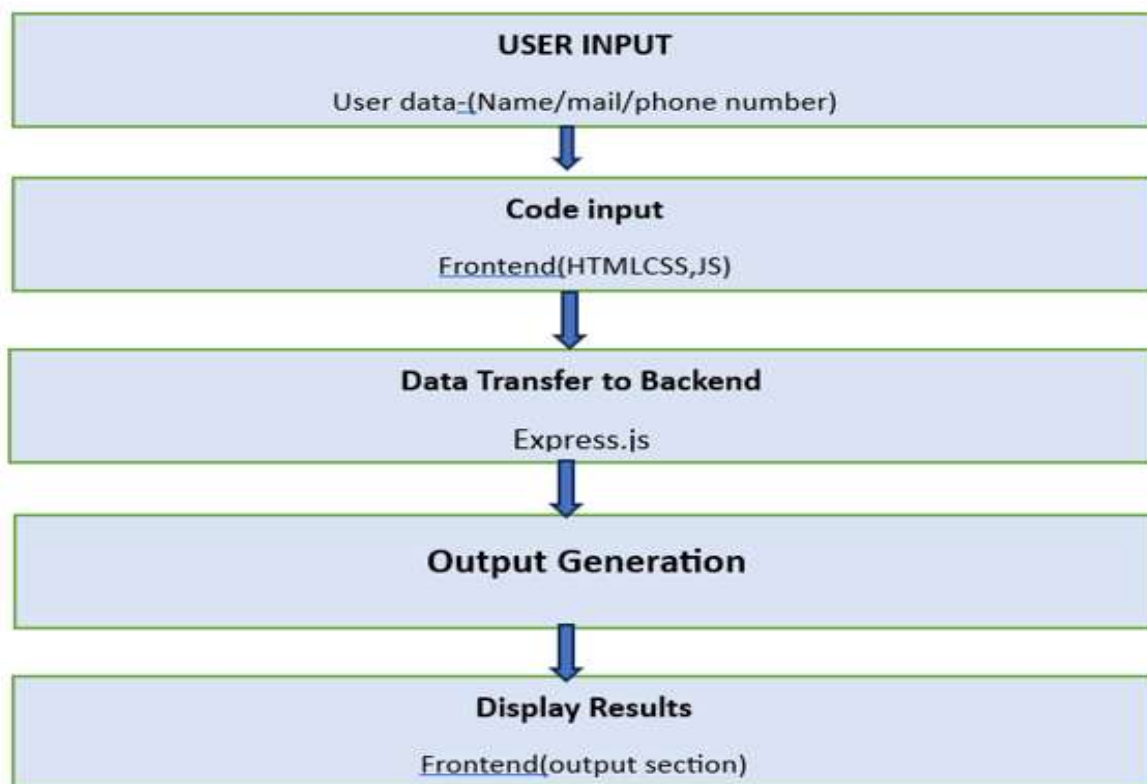


Fig.1: Data Flow Diagram

In the CodeFusion platform, the user begins by entering or editing code through the web-based interface, which includes an HTML, CSS, and JavaScript editor designed for smooth user interaction. Once the code is entered, it is sent from the frontend to the backend environment managed through XAMPP. Here, the backend performs input validation and processes the code accordingly. If needed, it interacts with a database or cloud storage system to store or retrieve user data, such as saved code snippets or previous sessions. After processing, the results are transmitted back to the frontend, where the output section dynamically displays the results in real time. This seamless flow between input, backend processing, and real-time output display ensures an efficient and interactive coding experience for users.

## III. IMPLEMENTATION

Implementation of CodeFusion involves creating an interactive online code editor using HTML, CSS, and JavaScript. HTML structures the webpage with sections for coding and output. CSS styles the interface, ensuring a modern and responsive design. JavaScript manages real-time feedback, dynamic updates, and event handling, providing an engaging user experience. The overall implementation focuses on user-friendliness, interactivity, and security.

### HTML Structure

To create an interactive text editor interface, the web page includes key components such as a text input field, customization controls, a preview area, and a download button. The text input field allows users to easily enter their text, while customization controls offer options to adjust font size, color, and style, allowing users to personalize their content. The preview area provides real-time feedback, displaying the text with applied customizations, helping users visualize the final output before making any decisions.

### CSS Styling

To style the essential components of your interactive text editor using CSS, you can create a well-organized and visually appealing interface. For the Text Input Field, you would use CSS to ensure it is user-friendly and attractive. This can be achieved by adding padding, a border, and a subtle background color to make the input field stand out. For the Customization Controls, such as font size and color options, you can style the labels and input fields to make them easily accessible and intuitive. Using padding, margins, and border-radius properties helps in creating a clean look. The Preview Area should be styled to provide a clear and distinct display of the user's input. Adding padding, a border, and a light background color ensures that the preview area is visually separated from other elements on the page. Finally, the Download Button should be prominent and inviting to click. Using CSS, you can give it a distinctive color, rounded corners, and hover effects to make it more interactive.

### JavaScript

To implement the essential components of your interactive text editor with JavaScript logic, you need to handle user interactions and updates dynamically. For the Text Input Field, use JavaScript to capture user input and update the preview area in real-time. By attaching an event listener to the input field, you can detect changes and immediately reflect them in the preview. For Customization Controls, such as font size and color options, JavaScript can be used to modify the styles of the preview text. By capturing the values from these controls and applying them to the preview area, users can see the effects of their customization instantly.

The Preview Area itself should update in real-time based on the text input and customization controls. JavaScript will dynamically apply the styles and text content, providing immediate visual feedback to the user. Finally, the Download Button needs to trigger a function that converts the current text from the preview area into a downloadable file. By creating a Blob object and using the URL. Create Object URL method, you can enable users to download their customized text as a file with a single click.

## IV. RESULTS AND DISCUSSION

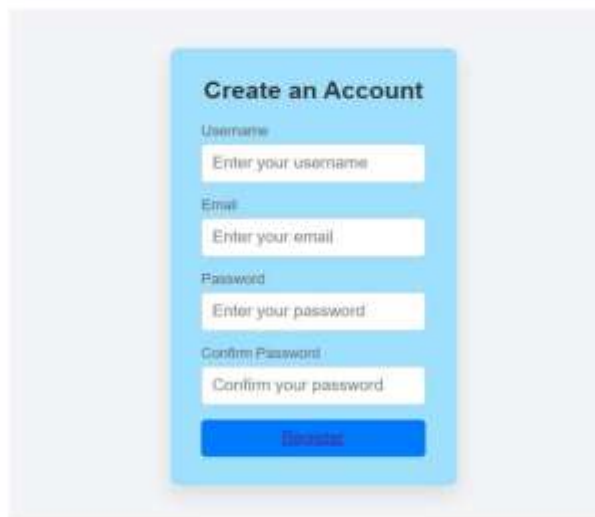


Fig.2: Landing Page

**Landing Page:** The landing page of CodeFusion, as evidenced by the uploaded screenshot, presents a clean and intuitive interface for users to register and initiate their coding journey. Built using PHP, a server-side scripting language, and hosted on XAMPP, a local web server solution, the registration form is a testament to the seamless integration of front-end and back-end technologies. The form, situated prominently on the page, requires users to provide essential information, including their username, email address, password, and confirmation password. This comprehensive approach ensures that users create secure and unique accounts, safeguarding their coding projects and collaborations. Upon completing the registration form, users can click the "Register" button, which triggers a PHP script that verifies the accuracy of the provided information and inserts the user data into the MySQL database. Once verified, users gain access to CodeFusion's extensive features, including the code editor, collaboration tools, and project management capabilities. The landing page's straightforward design and minimalistic aesthetic, coupled with the robust PHP and MySQL backend, effectively facilitate user onboarding, allowing developers to quickly register and begin exploring the platform's capabilities.

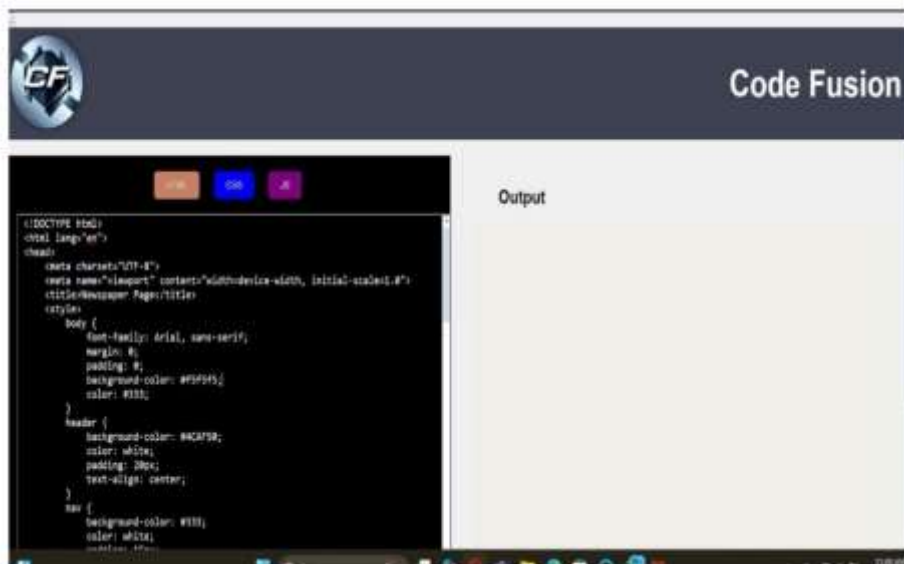


Fig.3 :Editor

The CodeFusion editor's simplicity and responsiveness make it an ideal platform for coding and collaboration. Users can focus on writing and refining their code, without unnecessary distractions or clutter. As users type and execute their code, the editor provides instant feedback, allowing them to quickly identify and fix errors, and ultimately, produce high-quality code. This streamlined coding experience enables developers to work efficiently and effectively. The editor's intuitive design also makes it accessible to users of all skill levels. Overall, CodeFusion's editor provides a solid foundation for coding and collaboration.



Fig.4: Result display

The output section of CodeFusion, as shown in the uploaded screenshot, provides a clear and concise display of the code's execution results. This section is aptly titled "Output Console" and is positioned below the code editor for easy reference. Upon executing the code, the output console instantly displays the results, allowing users to quickly verify the correctness of their code. The output console supports various data types, including text, numbers, and graphics. Users can easily scroll through the output console to view previous results. The output console's simplicity and readability make it an essential tool for coding and debugging. Overall, the output console enhances the coding experience by providing immediate feedback and results. This facilitates rapid prototyping, testing, and refinement of code. The code editor's simplicity and responsiveness make it an ideal platform for coding and collaboration. Users can focus on writing and refining their code without unnecessary distractions or clutter. As users type and execute their code, the editor provides instant feedback, allowing them to quickly identify and fix errors, and ultimately, produce high quality code. The output section, aptly titled "Output Console," provides a clear and concise display of the code's execution results. This section is positioned below the code editor for easy reference. Upon executing the code, the output console instantly displays the results, allowing users to quickly verify the correctness of their code.

## V.CONCLUSION AND FUTURE WORK

In conclusion, CodeFusion stands as a robust, interactive, and user-focused web-based code editor specifically designed to support front-end development in HTML, CSS, and JavaScript. The project effectively addresses the limitations of traditional

local development setups by offering a browser-accessible platform that requires no software installation, making it highly accessible for students, educators, and developers. The platform's real-time code execution and output visualization significantly enhance the learning process by offering immediate feedback, which is crucial for understanding the behavior of code. With its intuitive UI and structured three-layer architecture—including the client-side interface, PHP-based backend, and optional server/storage for project management—CodeFusion ensures a smooth, seamless coding experience. Its lightweight nature and responsive design further improve usability across different systems with minimal hardware requirements. The inclusion of features like input customization, syntax-based previewing, and optional project storage demonstrates a thoughtful and scalable design approach.

Looking ahead, there are numerous opportunities to enhance CodeFusion's functionality and impact. Future work can involve implementing real-time collaboration tools, allowing multiple users to work on the same code in parallel—ideal for remote learning or team-based development. Integration of version control systems like Git could offer users the ability to track changes and manage project history within the platform. Another potential enhancement is the incorporation of support for additional programming languages such as Python, C++, or Java, thus extending CodeFusion's reach beyond web development. To improve user engagement and productivity, intelligent features like code suggestions, auto-completion, and real-time error detection powered by machine learning or AI can be integrated. Enhancing security measures, adding user authentication, and providing cloud storage for personal accounts will make the platform more professional and secure for long-term use. Additionally, making the platform mobile-responsive and adding a Progressive Web App (PWA) version could expand accessibility and usability on smartphones and tablets. By continuously evolving with modern technologies and developer needs, CodeFusion has the potential to grow into a full-scale online IDE platform that supports innovation, education, and collaboration in the software development community.

## VI.ACKNOWLEDGEMENT

We take this opportunity to express my sincere thanks and indebtedness to our Project guide Prof. Harishma KV, Assistant Professor, Department of CS&E, for her support and guidance. Her vision and suggestions throughout the project period have been fundamental in the completion of the project.

We would like to extend my deep sense of acknowledgement to our Project Co- Ordinator Dr. Jithendra P R Nayak Assistant Professor, Department of CS&E, for his encouragement and timely advice provided to us during the project work.

Our heartfelt thanks to Dr. Suresha D, Head of the Department, Computer Science and Engineering, for his unstinted support.

We also express our heartfelt gratitude to our Principal Dr. Shrinivasa Mayya D. for his kind co-operation and encouragement which helped us in the completion of this project.

We would like to place on record our gratitude to our management for providing a wonderful academic atmosphere.

We would like to thank all the teaching and non-teaching staff for their help during the course of the project.

## VII.REFERENCES

- [1] CodeMirror. "CodeMirror: In-browser code editing made easy." <https://codemirror.net>
- [2] Monaco Editor. "Monaco Editor – The code editor that powers VS Code." Microsoft. <https://microsoft.github.io/monaco-editor>
- [3] StackBlitz. "StackBlitz: Online IDE for web development." <https://stackblitz.com>
- [4] JSFiddle. "JSFiddle - Code Playground for the Web." <https://jsfiddle.net>
- [5] W3Schools. "Learn HTML, CSS, JavaScript." <https://www.w3schools.com>
- [6] Mozilla Developer Network. "MDN Web Docs: Web technologies documentation." <https://developer.mozilla.org>
- [7] PHP Manual. "PHP Manual and Language Reference." <https://www.php.net/manual/en/>
- [8] Firebase. "Firebase: Build apps fast, without managing infrastructure." Google. <https://firebase.google.com>
- [9] GitHub. "Collaborative Development Platform." <https://github.com>
- [10] Bootstrap. "Bootstrap: Build responsive, mobile-first projects." <https://getbootstrap.com>
- [11] Visual Studio Code. "VS Code – Code Editing. Redefined." Microsoft. <https://code.visualstudio.com>
- [12] MongoDB. "MongoDB: The Developer Data Platform." <https://www.mongodb.com>
- [13] MySQL. "MySQL Documentation." Oracle. <https://dev.mysql.com/doc/>
- [14] XAMPP. "Apache Friends - XAMPP." <https://www.apachefriends.org>
- [15] Kumar, S. (2023). *Design and Development of Web-Based Code Editors*. International Journal of Computer Science Trends and Technology (IJCTT), Vol. 11(2), pp. 56–60.